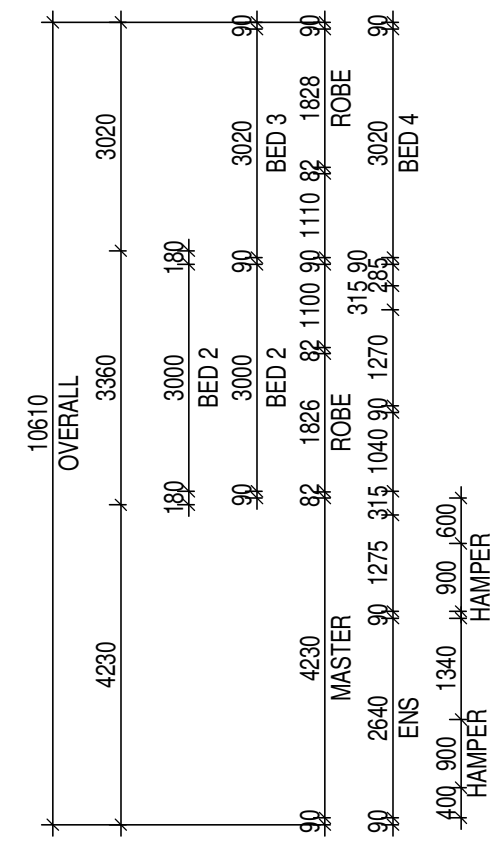



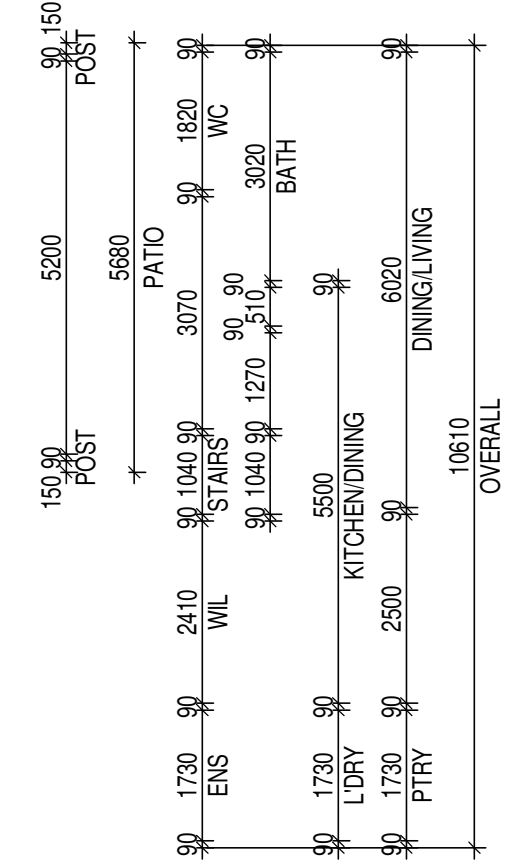
ALL WINDOWS, DOORS, & HAMPER
TO HAVE A NOMINAL HEAD HEIGHT
OF 2100mm FROM FINISHED FLOOR
LEVEL UNLESS NOTED OTHERWISE

ALL BULKHEADS TO HAVE A
NOMINAL HEAD HEIGHT OF 2330mm
FROM FINISHED FLOOR LEVEL
UNLESS NOTED OTHERWISE

Area Schedule	
Living Area	46.00 m ²
Garage Area	38.49 m ²
Porch Area	4.24 m ²
GROUND FLOOR	88.73 m²
Living Area	153.84 m ²
Patio Area	16.84 m ²
FIRST FLOOR	170.68 m²
Grand total	259.41 m ²

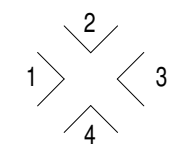
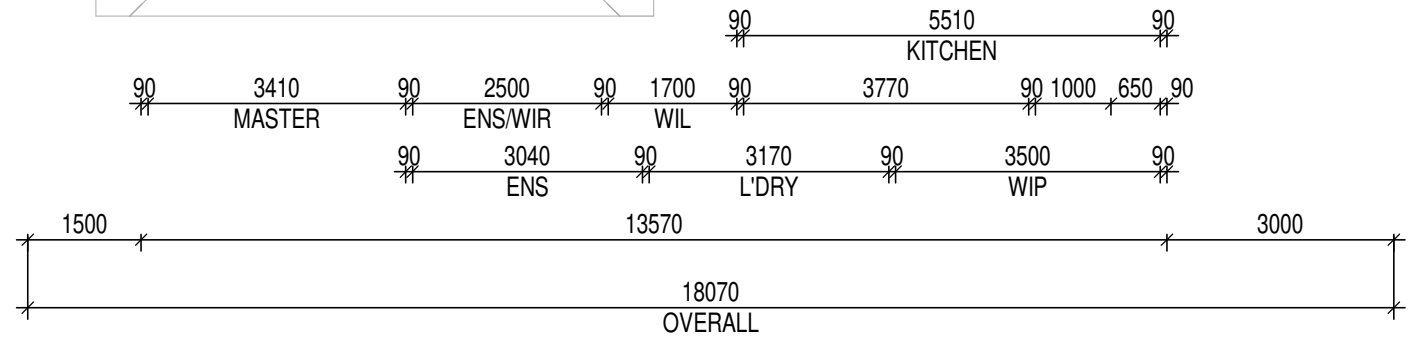


FIRST FLOOR PLAN
Scale 1 : 100



- LEGEND**
- MB - ELECTRICAL METERBOX
 - SHWR - SHOWER
 - VB - VANITY
 - B - BATH
 - FW - FLOOR WASTE
 - SW - SMART WASTE
 - DP - DOWNPIPE
 - RH - RANGEHOOD
 - CT - COOKTOP
 - DW - DISHWASHER SPACE
 - WM - WASHING MACHINE SPACE
 - BRM - BROOM CUPBOARD
 - MH - 600x600mm MANHOLE
 - CSD - CAVITY SLIDER DOOR

- NOTE:**
- PROVIDE NOGGINGS TO ALL MOUNTED POINTS FOR GARAGE DOOR MOTOR AND SUPPORTS.
 - 600x600 MANHOLE
 - MANUFACTURE TRUSSES FOR DUCTED AIRCONDITIONER ALLOWANCE.
 - ALL MEASUREMENTS ARE TO FRAME
 - FOR ALL INTERNAL/EXTERNAL JOINERY HEIGHTS REFER TO PLANS



ELEVATIONS

NOTE : SLAB SITS FLUSH WITH WALL & COLUMNS REFER SLAB PLAN

A	08.06.23	Sales Plans	VN	CLIENT	PROPOSED NEW RESIDENCE FOR N/A	PLAN		SCALE	1 : 100
						DATE	AT	FACADE	DRAWING STAGE:
Rev	Date	Amendment	Init	BUILDER		SALES PLANS		DATE	08/06/23
				DATE		FIRST FLOOR PLAN		DRAWN	VN
								JOB No.	TBA
								DWG No.	WD.201