



GALLERY  
Homes

# House & Land *Package*

REWARD *BY* GALLERY





Renders are indicative only.

**BOTANICA ESTATE, LOGAN RESERVE, QLD 4133 | LOT: 36**  
**COURBET 169 | CONTEMPORARY | EARTH DARK**



Plans and illustrations are for marketing purposes - dimensions and colours are provided as a guide only. Some homes may be mirror reverse versions of this design. Whilst every care has been taken in the preparation of this brochure, prospective purchasers should undertake their own enquiries in order to satisfy themselves as to the accuracy of the details. Gallery Homes Pty Ltd reserves the rights to alter the specifications and inclusions at anytime without notice.

© Copyright. This drawing remains the property of Gallery Homes Pty Ltd and is provided for use of its selling agents, no assignment of rights are given.



# Courbet 169 | 3 Bedroom + Media

3

2

3

2



→ 10m ← 169sqm

TOTAL AREA	169.30m <sup>2</sup>	BEDROOM 1	3.4 X 3.6	LIVING	3.2 X 3.9
TOTAL WIDTH	8.90m	BEDROOM 2	3.2 X 3.0	DINING	3.2 X 3.9
TOTAL LENGTH	20.96m	BEDROOM 3	2.9 X 2.9	GARAGE	6.0 X 5.7
		MEDIA	3.2 X 3.0	PAVILION	2.3 X 3.5



# • facade selection


\*facade selection to be submitted with EOI



CONTEMPORARY



HAMPTONS




MODERNIST



ALTO



EXPRESSIONIST



SURREALIST



REALIST



CUBIST



# inclusions

---

Specially created by professional designers, each property ensures the design vision is delivered through to the smallest detail. Each turn-key design has been carefully considered to include an open plan kitchen, plus dining and entertaining areas for the ultimate in lifestyle and convenience.

Our specifications and inclusions have been chosen to provide our clients with the most comfortable and usable spaces, providing assurance that our homes are low maintenance.

Each home constructed by Gallery Homes is a reflection of our commitment to excellence and is a showcase to our unbending desire to create clients for life. Our team at Gallery Homes focus on providing you with a spectacular outcome by sourcing products carefully to fit within your lifestyle and budget.

Intelligent design coupled with the best quality finishes is our promise.

## Our Promise

“  
We promise to design and build with passion and integrity.  
We deliver innovative lifestyle solutions without the hidden costs. We  
guarantee exceptional quality with impeccable  
customer focus. We believe the experience of building  
should be a pleasurable one.

—  
Adam Barclay, CEO






# pre-construction & landscape



## PRELIMINARY INCLUSIONS

- HIA fixed price contract with engineered slab.
- Working drawings and home building specifications.
- QBCC home warranty and insurance.
- Standard council application fees for building and plumbing.
- 12 months maintenance warranty.
- Soil test and contour survey.
- 6 star energy rating or equivalent.



## SITE COSTS AND CONNECTIONS

- Site cut across building pad up to 400mm fall (no allowance has been made for rock removal).
- Slab-foundation designed and guaranteed by qualified structural engineer.
- Provide concrete slab to engineers detail (no allowance has been made for piers).
- Termite treatment to slab penetrations and barrier.
- Sewer - storm water connections to existing serviceable connection points.
- Connection to electrical mains as per building plans.
- Water connection from pre-tapped water main up to 6m set back.
- House constructed to "N2" wind classification.
- Retaining walls as per attached building plans (where applicable).
- Three (3) meter council cross over.
- Provide driveway cut and excavation including gutter cut (where applicable).



## QUALITY INSPECTIONS

- Independent quality inspections throughout building process.

# • kitchen

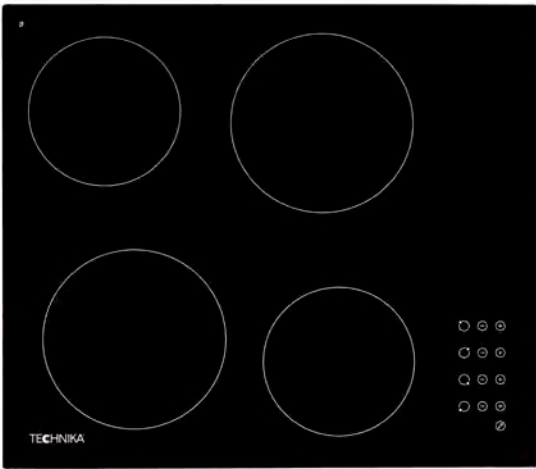


- Designer kitchen with multiple 600mm appliances, including oven, electric cooktop & rangehood.
- 20mm engineered stone bench tops.
- Ceramic mosaic tile splashbacks.
- Laminate finish cupboards with bulkheads.
- Melamine shelves to all kitchen cupboards and pantry.
- Microwave opening with connections.
- Deluxe stainless steel bowl sink.
- Stainless steel sink mixer with gooseneck.
- Three lockable pantry's.
- Two feature pendant lights above kitchen island bench (subject to plan).



*Images are for presentation purposes only and may not include everything in the image.*

# • appliances



## 600MM CERAMIC COOKTOP

- 600MM Ceramic Cooktop
- Touch Control
- 4 Burner Zones
- Side Controls
- Neon Indicators
- Child Lock



## 600MM RANGEHOOD

- 600MM Re-Circulating Slideout Rangehood
- 3 Speeds and Slide Control
- 440m<sup>3</sup>/hr Extraction Capacity
- Two aluminium Grease Filters
- Two Lights




## 600MM STAINLESS STEEL OVEN

- 62 Litre oven capacity
- 5 Cooking functions
- Manual control knobs
- LCD display / clock / timer
- Closed door grilling
- Single oven light
- Easy clean interior
- Removable triple glazed cool touch door
- Removable side racks
- Large viewing window
- Automatic safety cut off

*Images are for presentation purposes only and may not include everything in the image.*



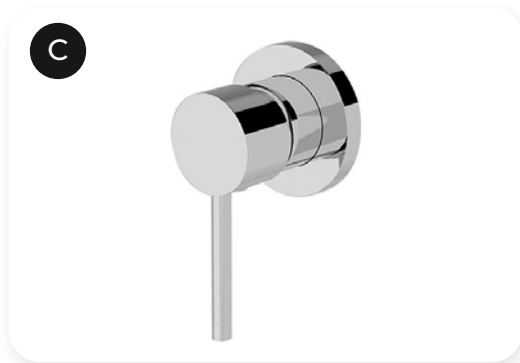
# • ensuites



- Laminate vanity unit with 20mm engineered stone top.
- Stylish above counter basins.
- Contemporary chrome finish mixer tapware.
- Large frameless mirror above each vanity.
- Semi-framed shower screens with clear safety glass.
- Chrome finish shower mixer with shower rail.
- Ceramic toilet system.
- Chrome finish towel rails.
- Chrome finish toilet roll holder.
- Exhaust fan as per electrical plan.
- Tiling to 2000mm high in shower and skirt tile to balance.
- Three (3) ensuited bedrooms.

*Images are for presentation purposes only and may not include everything in the image.*

# • ensuite



A). Basin Mixer; B). Shower Rail; C). Shower Mixer;  
D). Toilet Roll Holder; E). Towel Rail

*Images are for presentation purposes only and may not include everything in the image.*



# • laundry & wardrobes



- Laundry cabinet (A).
- Chrome mixer tap (B).
- Tiled splashbacks.
- Exhaust fan (where applicable).
- 200mm tiled skirting.
- Linen cupboard with fixed shelves (refer to plan for location).
- Mirrored Robe Doors (to bedrooms).

A



B



*Images are for presentation purposes only and may not include everything in the image.*


# • laundry & wardrobes



Images are for presentation purposes only and may not include everything in the image.



# • interior general



## Architrave & Skirting

- 42mm high timber architrave - painted.
- 68mm high timber skirting - painted.

## Air Conditioning

- Four (4) split system air conditioning units. (One (1) in main living area and (1) in each bedroom: 1, 2 & 3.

## Ceilings

- 2550mm nominal ceiling height.
- 90mm cove cornice throughout.

## Doors & Door Hardware

- Flush panel hollowcore internal doors.
- Chrome lever handle sets (privacy, passage or dummy as per plan) (A).
- Privacy set to bathrooms & master bedroom.
- Chrome flush mount cavity slider handles (privacy or passage as per plan).
- Privacy set to bathrooms & master bedroom
- Lockable bedroom doors.

## Paint

- Three coat internal paint system to manufacturers' standard specifications from builders standard range of colours.

*Images are for presentation purposes only and may not include everything in the image.*

# • interior general



## Stairs (Double Storey Only)

- Enclosed or open timber stairs.
- Frameless glass balustrade and stained timber handrail, or half height wall (plan specific).

## Window Coverings

- Block out roller-blinds to windows - excluding bathroom, ensuite and WC.

## Floor Coverings

- Carpeted bedrooms.
- Timber laminate to main living areas.



*Images are for presentation purposes only and may not include everything in the image.*



# • energy efficiency and electrical



- Earth leakage safety switch and circuit breakers.
- Single phase underground power connections from existing supply point.
- Meter box will be installed on the side nearest mains connection point.
- Power points throughout (as per electrical plan).
- One (1) ceiling fan to each bedroom.
- Downlights - as per plan.
- Two (2) feature pendant lights above kitchen island bench from builders standard range.
- Smoke detectors hard wired with battery back-up.
- TV antenna to the roof (where applicable).
- Electric hot water storage system (250 litre).
- Insulation under roof R3.0.
- Wall sarking externally.
- Wall insulation as required to meet energy rating.
- TV and data points to Living, Media and Bedrooms 1, 2 and 3.
- 6kw solar panels (up to 18 panels) and 5kw inverter system.

*Images are for presentation purposes only and may not include everything in the image.*

# external



## Frame

- 70mm pine wall frames with stabilized pine trusses.

## External Doors (A & B)

- Paint grade entry door with transparent glass inserts.
- Entry lever handle - bright chrome finish.

## Brickwork, Wall & Render

- Wall cladding, aerated concrete panels, feature panels, rendering and columns as per plans.
- External paint to manufacturers' standard specifications from builders standard range of colours.

## Windows

- Opaque glass to bathroom, ensuite & WC.
- Doors and windows at 2100mm high.
- Keyed locks to windows and sliding-glass doors.

## Roofing, Gutter & Fascia

- Colorbond from standard range of colours.

## Garage

- Colorbond panel lift garage door 2100mm high from standard range of colours (with 2 remotes and 1 wall button).

## Pavilion

- Tiles to undercover pavilion.



A



B

Images are for presentation purposes only and may not include everything in the image.



# • landscaping



- Turf to front and rear yard with gravel to sides behind return fences (site specific).
- Up to 10m<sup>2</sup> garden with a variety of up to 12 (twelve) 140 or 200mm pot sizes, black mulch to garden bed.
- Fencing to external boundaries with one (1) gate as per plans (where applicable).
- Painted side returns to front fence, colour to suit scheme.
- Letterbox and clothesline.

*Images are for presentation purposes only and may not include everything in the image.*

# warranties

Every Gallery Home comes with  
over 200 years of warranties.

**REWARD** BY **GALLERY**



# • warranties

## 6 ½ YEAR STRUCTURAL & WORKMANSHIP WARRANTY

Each home comes with a 6 ½ year Warranty dated from Handover Date. This warranty covers structural items and faults of original workmanship. Some items may fall under homeowner maintenance. We encourage buyers to monitor their personal maintenance items to avoid damage to your property.

### HEMOCARE AND MAINTENANCE GUIDE AND WARRANTY SUMMARY

The warranty periods specified are dated from  
**HANDOVER DATE** of your home.

If minor adjustments are required, please report to  
**[maintenance@gallerygroup.com.au](mailto:maintenance@gallerygroup.com.au)** at maintenance period.

# • warranties: external

## Concrete Foundations

- 6 ½ Year Structural (Dependant on warranty as per contract).

## Structural Frame

- 6 ½ Year Structural Warranty if frame deviates from vertical greater than 4mm within any 2m height.
- 25 Year termite resistant guarantee on timber frame.

## Fencing

- 12 Months on installation.
- *\*Damage to fence posts and panels are not covered unless noted on PCI report.*

## Downpipes

- 2 Months installation.

## Aluminium Windows & Sliding Doors

- 1 Year moving parts.
- 1 Year Glass.

## External Doors & Internal Doors

- 5 Years Manufacturer Warranty (Refer to manufacturer).

## Garage Doors

- 5 Years on Garage Door.
- 12 Months on installation.

## Roof - Colourbond

- Up to 30 Years on materials (Dependant on distance from marine environment). Refer to manufacturers warranty.
- 7 Years on Installation.

## Fascia & Gutter - Colourbond

- Up to 20 Years (Dependant on distance from marine environment). Refer to manufacturers warranty.



Gallery Homes Pty Ltd may not inspect works after the expired dates. If an inspection is carried out and works are found not to be the responsibility of the builder, then a callout fee may be charged.



# • warranties: *interior general*

## Structural Brickwork

- 6 ½ Year Structural (Dependant on warranty as per contract).
- Wall cracking must be greater than 5mm in width to be considered a Structural defect.

## Door Hardware

Locks and Handles:

- 2 Years Tarnish.
- 7 Years Mechanical.

## Ceilings

- 12 Months cornice cracking (Paint touch ups will be completed to Industry Standards).

## Painting


- 12 Months (6 Months varnish or Stain Finishes).
- *Varnish/dark colours require ongoing client maintenance.*

## Plastering

- 12 Months maintenance period for Cracking in plasterboard surfaces.
- 6 ½ Year warranty on cracking greater than 5mm after the initial 12 month period.
- 6 ½ Year warranty on nail popping in plasterboard if it has the potential to collapse.

## Air-Conditioning

- 5 Year Manufacturer warranty on Materials and Workmanship.



*Gallery Homes Pty Ltd may not inspect works after the expired dates. If an inspection is carried out and works are found not to be the responsibility of the builder, then a callout fee may be charged.*

# • warranties: kitchen & appliances

## Kitchen Cabinets, Benchtop & Vanity

- 12 Months installation.
- 6 ½ Years workmanship.
- 10 Years on Smartstone Marble surfaces (Refer to manufacturer).
- 15 Years on Smartstone Quartz surfaces (Refer to manufacturer).

## Appliances

- 5 Year warranty on Cooking Appliances.
- 2 Years on Rangehood.
- 3 Years on dishwasher.



*Gallery Homes Pty Ltd may not inspect works after the expired dates. If an inspection is carried out and works are found not to be the responsibility of the builder, then a callout fee may be charged.*



# • warranties: *plumbing*

## Plumbing Pipes & Labour

- 3 Months Blockages.
- 6 ½ Years workmanship.

## Sewer

- 6 ½ Years Workmanship.

## Plumbing Fixtures

- 3 Months on Washers.
- 7 Years on Mixers, Tapware and Accessories.
- 1 Year on Wastes and Traps.
- 1 Year on Installation.



### Hot Water Heaters - Electric

Rinnai Electric Storage Water Heaters		Hotflo (EHFA or EHFD) series	
		Cylinder	Components <sup>(1)</sup>
Domestic Use	Parts	10 Years	1 Year
	Labour	3 Years	1 Year

*Gallery Homes Pty Ltd may not inspect works after the expired dates. If an inspection is carried out and works are found not to be the responsibility of the builder, then a callout fee may be charged.*

# • warranties: *electrical*

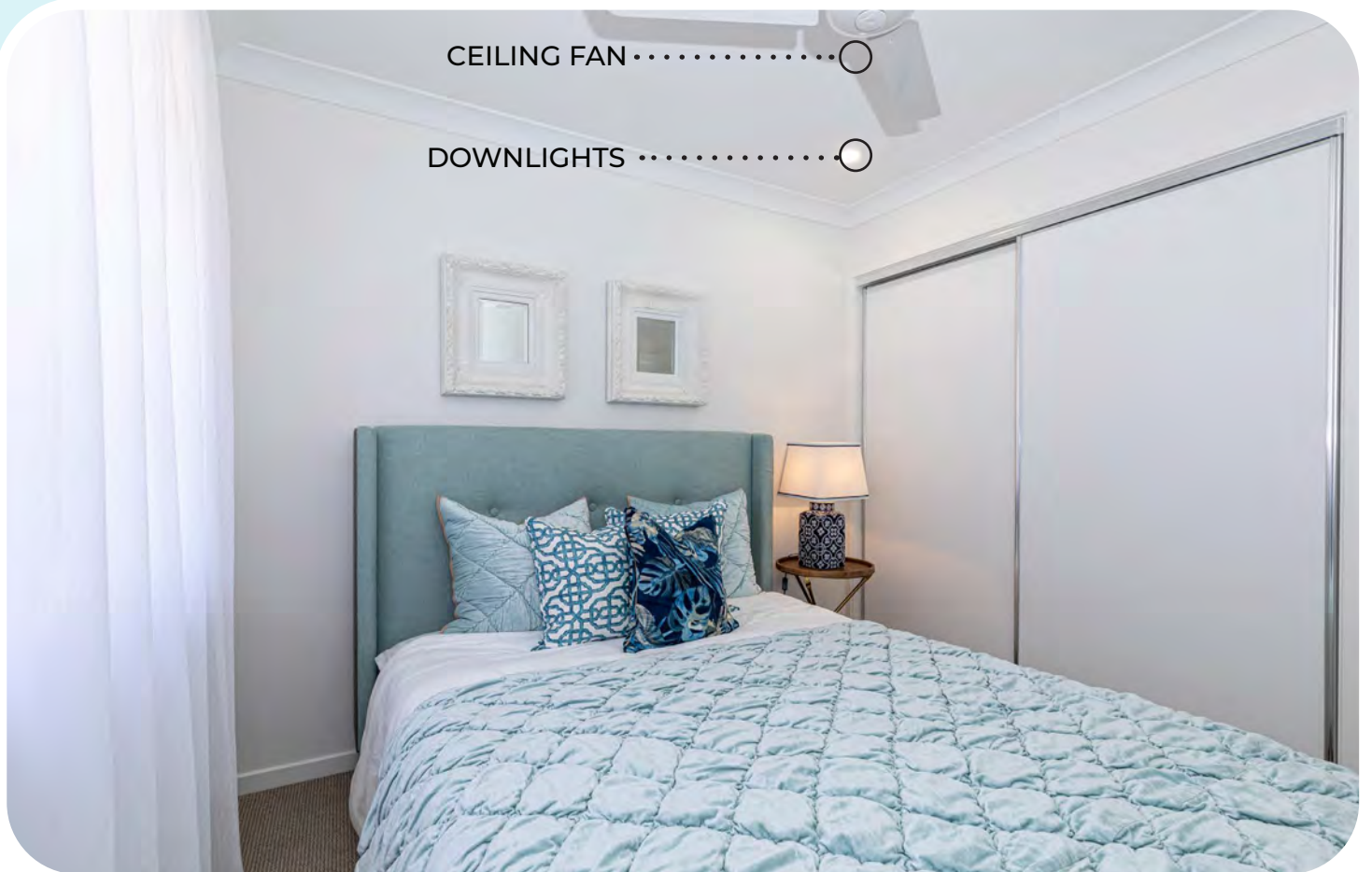
## Electrical Fittings

---

- 12 Months on installation.
- 3 Years on Ceiling Fans.
- 5 Years for light switches and powerpoints.
- 3 Years on downlights.
- 5 Years on smoke alarms.

CEILING FAN .....○

DOWNLIGHTS .....○



*Gallery Homes Pty Ltd may not inspect works after the expired dates. If an inspection is carried out and works are found not to be the responsibility of the builder, then a callout fee may be charged.*



# REWARD ~~BY~~ GALLERY

## GALLERY HOMES PTY LTD

Gallery Homes Pty Ltd reserves the right to alter any of the above inclusions due to availability and/or product development. Due to ongoing development of our product Gallery Homes reserves the right to alter product suppliers and inclusions at anytime without notice. Whilst every care has been taken in the preparation of this brochure the colours may differ from the above images. Images are for illustrative purposes only and may depict upgrade options available for an additional cost or features not supplied by Gallery Homes including landscaping, fencing, window furnishings, wall furnishing, built-in joinery, decorative lighting, decor, furniture and roof tiles. Façade details such as entry doors, window sizing and placement may vary between house types and sizes. Refer to floor plan brochures or working drawings for specific detail and dimensions. Current as of 10 March 2021.