

# INTEGRITY RANGE OF INCLUSIONS

NSW - 2017 COLLECTION



transpire



# Content



transpire



Kitchen	P. 4-5
Ensuite	P. 7-8
Bathroom	P. 9-10
Powder Room	P. 11
Laundry	P. 12
Door & Accessories	P. 13
Promotional Upgrades	P. 15-16
Suppliers	P. 17



transpire



DISCLAIMER: Photographs, artist illustrations and other pictures in this brochure/book may show fixtures, fittings of finishes (render as an example) which are not supplied by Transpire Constructions, or which are only available in some Transpire Constructions designs or when selected as inclusions for a particular design. This may include landscaping and outdoor items, floor coverings, furniture, kitchen, bathroom and light fittings and decorative items, which are shown as examples only. The final product may vary from the illustration and it is the sole discretion of Transpire Construction to use similar products depending on products availability.

# Kitchen



transpire



# Kitchen

A

**COOK TOP**  
Smeg CIR66XS3 600mm Gas



B

**OVEN**  
Smeg SFA561X 600mm Electric



C

**Rangehood**  
Smeg K24X60 600mm



D

**DISHWASHER**  
Smeg DWA6214S



E

**SINK MIXER**  
Phoenix Ivy Mixer



F

**KITCHEN SINK**  
Base MkII Double Bowl





transpire



DISCLAIMER: Photographs, artist illustrations and other pictures in this brochure/book may show fixtures, fittings of finishes (render as an example) which are not supplied by Transpire Constructions, or which are only available in some Transpire Constructions designs or when selected as inclusions for a particular design. This may include landscaping and outdoor items, floor coverings, furniture, kitchen, bathroom and light fittings and decorative items, which are shown as examples only. The final product may vary from the illustration and it is the sole discretion of Transpire Construction to use similar products depending on products availability.

# Ensuite



transpire



WALK-IN ROBES

SEMI-FRAMLESS SHOWER SCREEN

A

B

C

D

E

F

# Ensuite

A

**HAND BASIN**  
Roca Victoria Semi-recessed



B

**BASIN MIXER**  
Phoenix Ivy Basin Mixer



**HAND SHOWER**  
Posh Bristol 7 Function

C



D

**SHOWER MIXER**  
Pheonix Ivy Wall Mixer



E

**SOAP DISH**  
Phoenix Gen X



F

**TOWEL RAIL**  
Pheonix Gen X 750mm Double Rail





# Bathroom



transpire



# Bathroom

A

## HAND BASIN

Roca Victoria Semi-recessed



B

## BATH MIXER

Pheonix Ivy Wall Mixer



C

## BATH SPOUT

Posh Solus 180mm Spout



E

## TOILET

Posh Dominique Back-to-Wall Suite



F

## BATH

Base 1560mm Freestanding



D

## ROLL HOLDER

Pheonix Gen X



# Powder Room



**A** **WALL HUNG HAND BASIN**  
American Standard Studio (where applicable)



**B** **BOTTLE TRAP**  
For Wall Hung Basin  
(where applicable)



**C** **TOWEL HOLDER**  
Pheonix Gen X



**TOILET**  
Posh Dominique Back-to-Wall Suite

**D**



# Laundry



**A** **SINK MIXER**  
Phoenix Ivy Mixer



**B** **SINK**  
Base 42 litre S/S Laundry Tub  
with White Metal Cabinet



**C** **WATER HEATER**  
Bosch 26 litre Instantaneous Gas

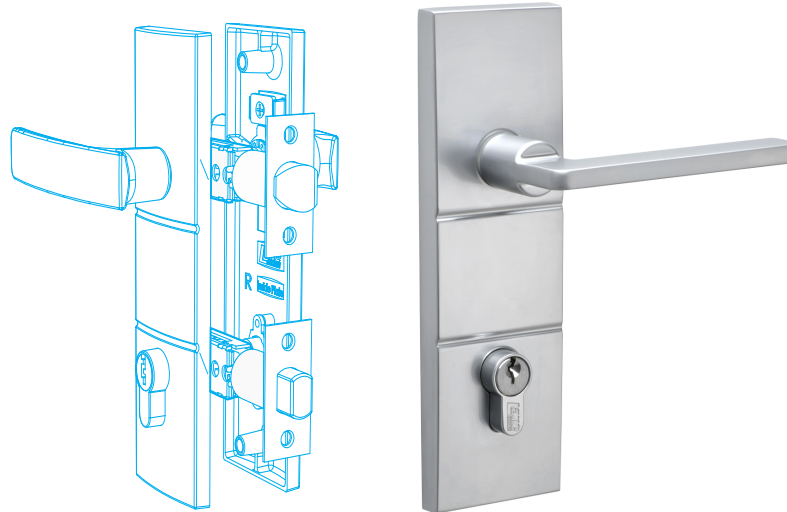


# Door & Accessories

**A ENTRY DOOR**  
With Translucent Glazing  
Hume XN1 or HumeXN5



**B ENTRY DOOR LOCK**  
Lane Specifier Series Tri-Lock



**C EXTERNAL DOOR**  
Hume XF3 to other External Doors  
with Clear Glazing (where applicable)



**D DOOR STOP**  
White 75mm Air Cushioned



**E ENTRANCE SET**  
Lane Caletta Series Entrance Set with  
Double Cylinder Deadlock to External  
Doors (where applicable)



**F INTERNAL SETS**  
Lane Caletta Series Lever Set





transpire



DISCLAIMER: Photographs, artist illustrations and other pictures in this brochure/book may show fixtures, fittings of finishes (render as an example) which are not supplied by Transpire Constructions, or which are only available in some Transpire Constructions designs or when selected as inclusions for a particular design. This may include landscaping and outdoor items, floor coverings, furniture, kitchen, bathroom and light fittings and decorative items, which are shown as examples only. The final product may vary from the illustration and it is the sole discretion of Transpire Construction to use similar products depending on products availability.

# PROMOTIONAL UPGRADE OPTIONS

NSW - 2017 COLLECTION



transpire



Promotional  
Upgrade  
Options

**A UPRIGHT COOKER**  
Smeg FS9010XS 900mm Gas



**B RANGEHOOD**  
Smeg K24X90 900mm



**C FULLY DUCTED AIR-CONDITIONING**  
Actron Classic Series



**Engineered for Australia**

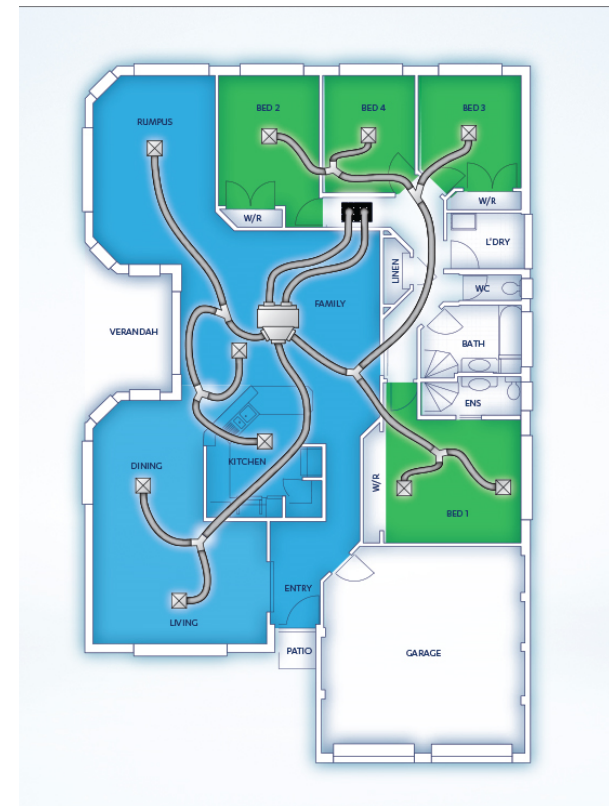
Made with a superior operating range of -10°C to 50°C, the Classic ducted system is engineered to withstand the hottest and coldest conditions Australia can throw at it

**From zero to comfort – instantly**

Unlike a conventional inverter, which can take between 5 and 10 minutes to get up to full capacity, Classic can get up to maximum capacity almost immediately – perfect for when you need to get comfy fast

**Total control at home**

Actron build their own controls in Australia, designing them to be logical and user-friendly, which makes controlling your Classic a breeze





# Suppliers



transpire





transpire

## Transpire Constructions Pty Ltd

**Address** Suite 2, Level 13,  
12 Help Street,  
Chatswood NSW 2067


**Phone** (02) 8283 6669

**Email** [info@transpiregroup.com.au](mailto:info@transpiregroup.com.au)

**NSW License** 287430C

**ABN** 60 605 032 764

**ACN** 605 032 674



DISCLAIMER: Photographs, artist illustrations and other pictures in this brochure/book may show fixtures, fittings or finishes (render as an example) which are not supplied by Transpire Constructions, or which are only available in some Transpire Constructions designs or when selected as inclusions for a particular design. This may include landscaping and outdoor items, floor coverings, furniture, kitchen, bathroom and light fittings and decorative items, which are shown as examples only. The final product may vary from the illustration and it is the sole discretion of Transpire Construction to use similar products depending on products availability.