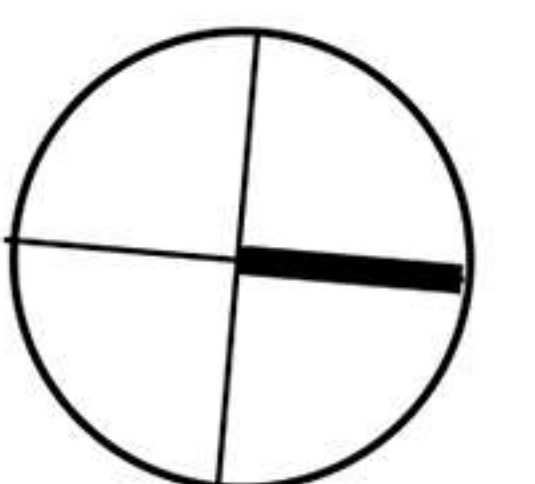




NORTH:





## UNIT-1

4 BEDROOM

2 BATH

2 CAR SPACE



SITE PLAN

### KEY FEATURES:

1. ULTRA MODERN KITCHEN & BATH
2. ENERGY - EFFICIENT APPLIANCES
3. INNOVATIVE DESIGN
4. STEPS MAY BE INTRODUCED IN THE HOUSE & PLANS MAY BE MODIFIED A BIT, DEPENDING ON THE SITE PROFILE
5. ELEVATIONS ARE INDICATIVE

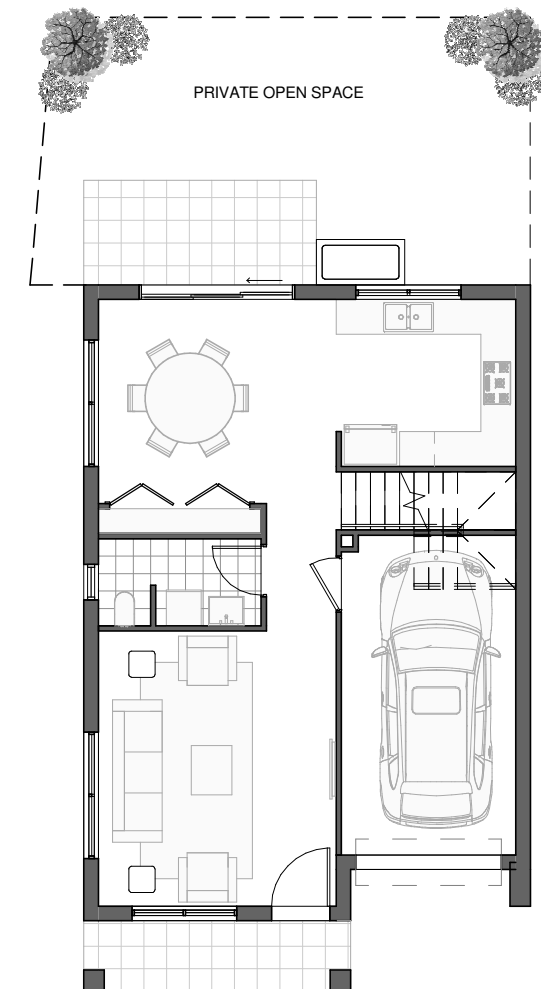


GROUND FLOOR PLAN





FIRST FLOOR PLAN



CONCEPTUAL ELEVATION



PROPERTY PLAN

				GROUND FLOOR (INC. GARAGE & PORCH)	FIRST FLOOR	APPROX OPEN SPACE (INCLUDING PATIO)	CAR SPACE	TOTAL AREA
4	2	1	1	78 m <sup>2</sup>	74 m <sup>2</sup>	38 m <sup>2</sup>	13 m <sup>2</sup>	203 m <sup>2</sup>

DISCLAIMER :- Area quoted to be used as guide only. This plan is for illustration purposes only. All information contained is gathered from sources deemed to be reliable. We have no doubt it is accurate however we cannot guarantee it. Areas are subject to final survey. Layout may change due to final council approval. The marketing plan and strata plan area will vary because of the different methods of calculation adopted. The marketing plan area is based on the floor areas while the strata plan area is based on Strata Schemes (Freehold Development) Act 1973. Note: Store(S), Robe(R), Linen(L), Bath fixtures, Laundry fixtures & Kitchen joinery fixtures, form part of sales package. TV and other items such as credenza, sofa, study desk, TV units & beds are not included as part of sale. Windows and doors sizes are indicative and subject to change based on legislative approval.

ELEVATIONS ARE SUBJECT TO CHANGE UNIT TO UNIT. DRIVEWAY/GARAGE MAY FLIP OTHER WAY AS PER UNIT PLACEMENT ON SITE/SITE CONDITIONS.EXTRA CAR PARK IS SUBJECT TO VARY UNIT TO UNIT AND IF UNIT IS ALLOTTED WITH EXTRA CAR PARK,THAT AREA WILL BE INCLUDED IN THE TOTAL AREA.PRIVATE OPEN SPACE IS SUBJECT TO CHANGE UNIT TO UNIT.BEDROOM DIMENSION INCLUDES THE ROBE.



## UNIT-2

4 BEDROOM

2 BATH

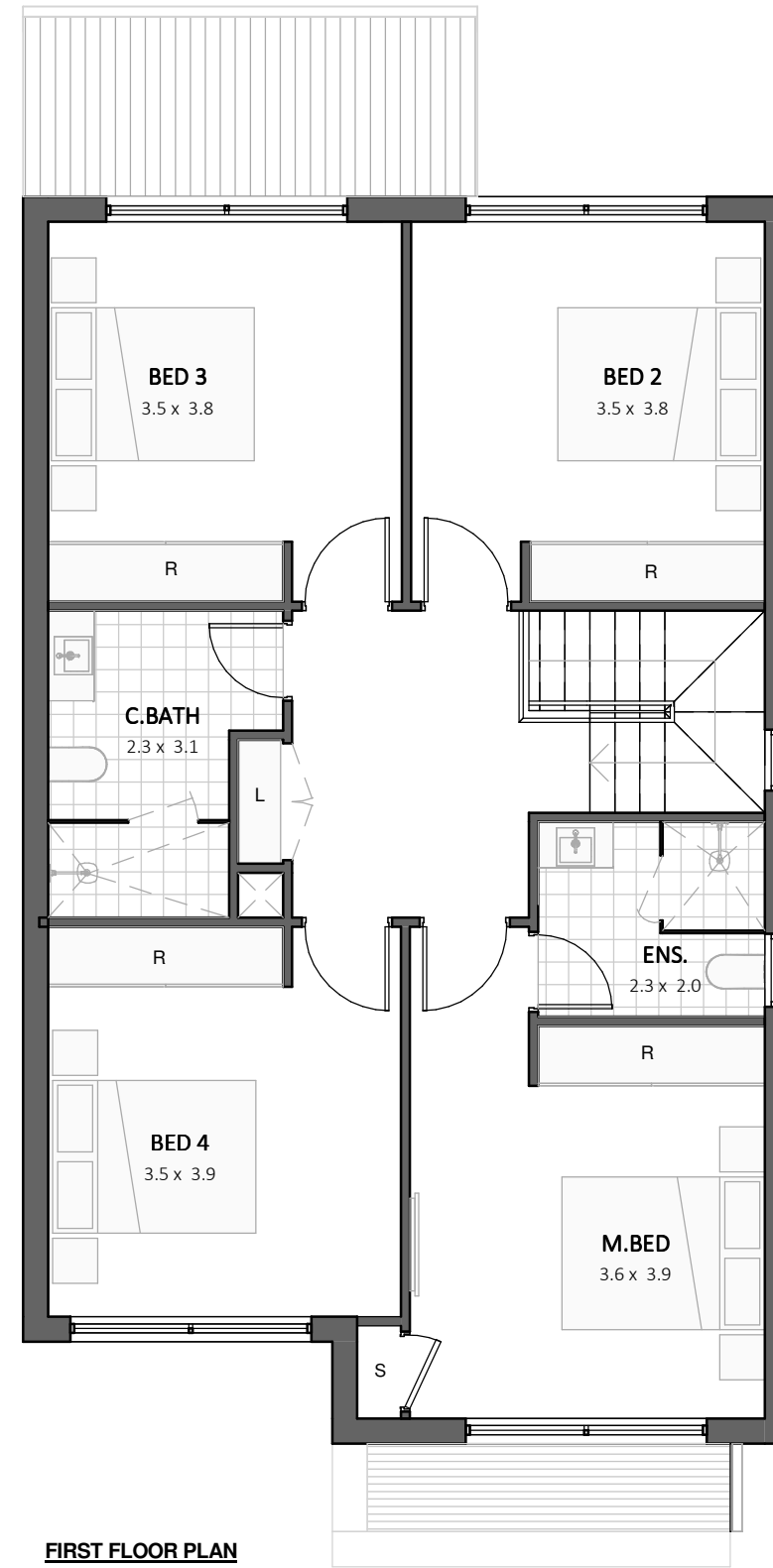
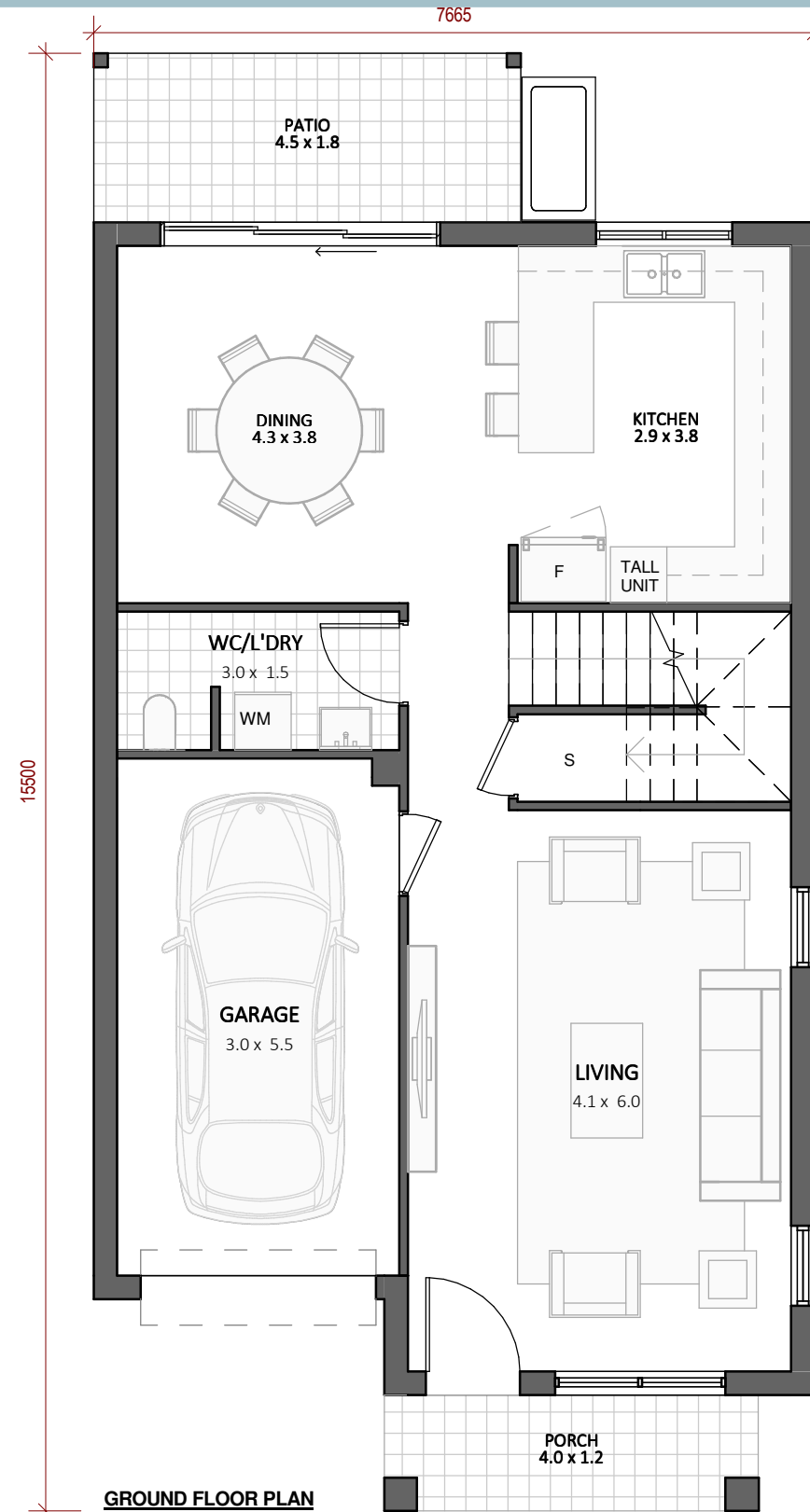
2 CAR SPACE



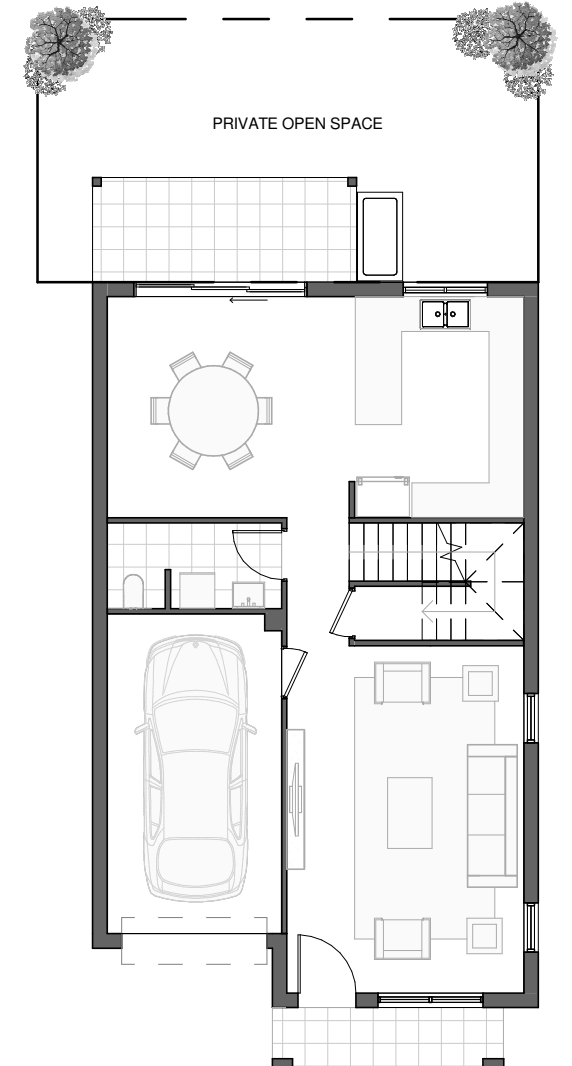
SITE PLAN

### KEY FEATURES:

1. ULTRA MODERN KITCHEN & BATH
2. ENERGY - EFFICIENT APPLIANCES
3. INNOVATIVE DESIGN
4. STEPS MAY BE INTRODUCED IN THE HOUSE & PLANS MAY BE MODIFIED A BIT, DEPENDING ON THE SITE PROFILE
5. ELEVATIONS ARE INDICATIVE



CONCEPTUAL ELEVATION



4	2	1	1	GROUND FLOOR (INC. GARAGE & PORCH)	FIRST FLOOR	APPROX OPEN SPACE (INCLUDING PATIO)	CAR SPACE	TOTAL AREA
4	2	1	1	87 m <sup>2</sup>	82 m <sup>2</sup>	39 m <sup>2</sup>	13 m <sup>2</sup>	221 m <sup>2</sup>

DISCLAIMER :- Area quoted to be used as guide only. This plan is for illustration purposes only. All information contained is gathered from sources deemed to be reliable. We have no doubt it is accurate however we cannot guarantee it. Areas are subject to final survey. Layout may change due to final council approval. The marketing plan and strata plan area will vary because of the different methods of calculation adopted. The marketing plan area is based on the floor areas while the strata plan area is based on Strata Schemes (Freehold Development) Act 1973. Note: Store(S), Robe(R), Linen(L), Bath fixtures, Laundry fixtures & Kitchen joinery fixtures, form part of sales package. TV and other items such as credenza, sofa, study desk, TV units & beds are not included as part of sale. Windows and doors sizes are indicative and subject to change based on legislative approval.

ELEVATIONS ARE SUBJECT TO CHANGE UNIT TO UNIT. DRIVEWAY/GARAGE MAY FLIP OTHER WAY AS PER UNIT PLACEMENT ON SITE/SITE CONDITIONS.EXTRA CAR PARK IS SUBJECT TO VARY UNIT TO UNIT AND IF UNIT IS ALLOTTED WITH EXTRA CAR PARK,THAT AREA WILL BE INCLUDED IN THE TOTAL AREA.PRIVATE OPEN SPACE IS SUBJECT TO CHANGE UNIT TO UNIT.BEDROOM DIMENSION INCLUDES THE ROBE.



## UNIT-3

4 BEDROOM

2 BATH

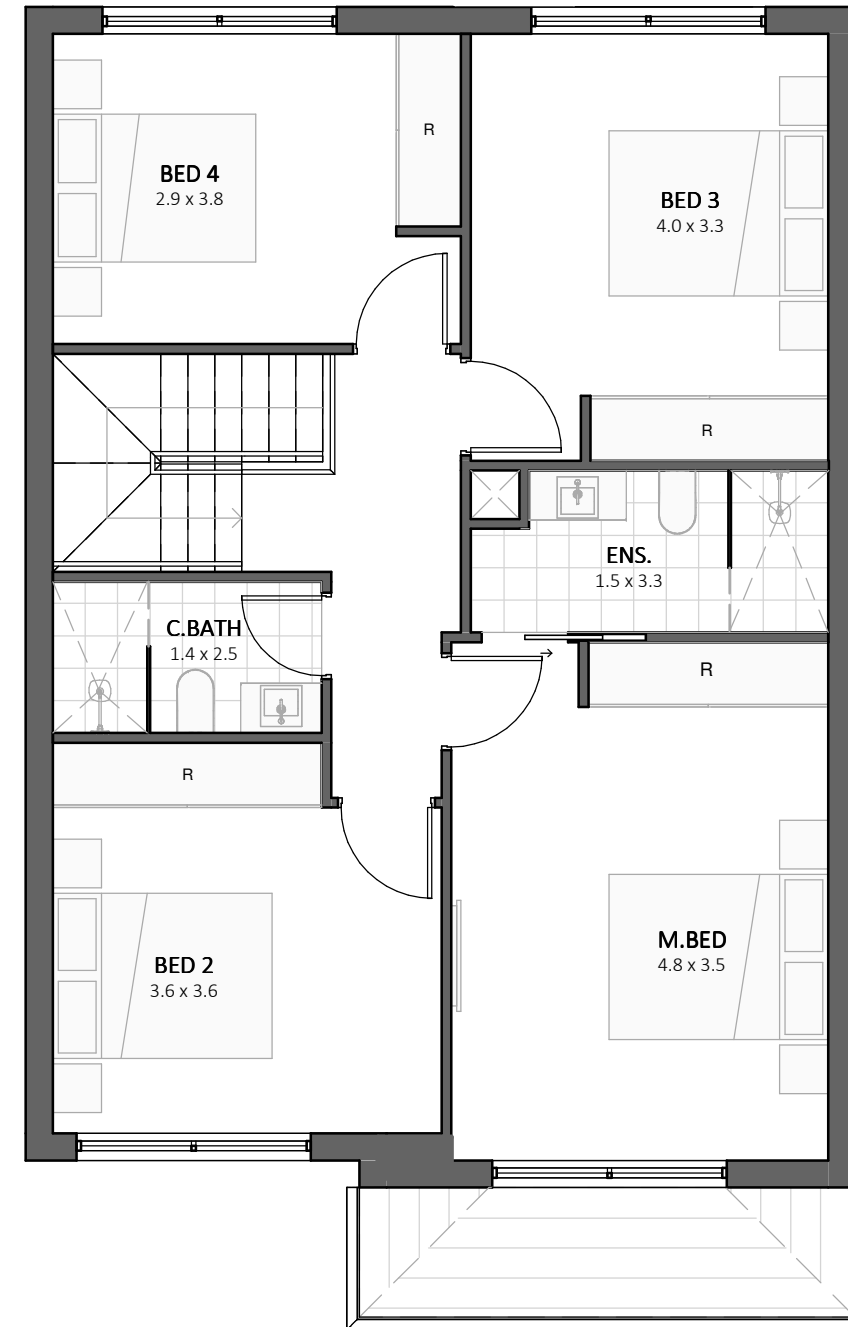
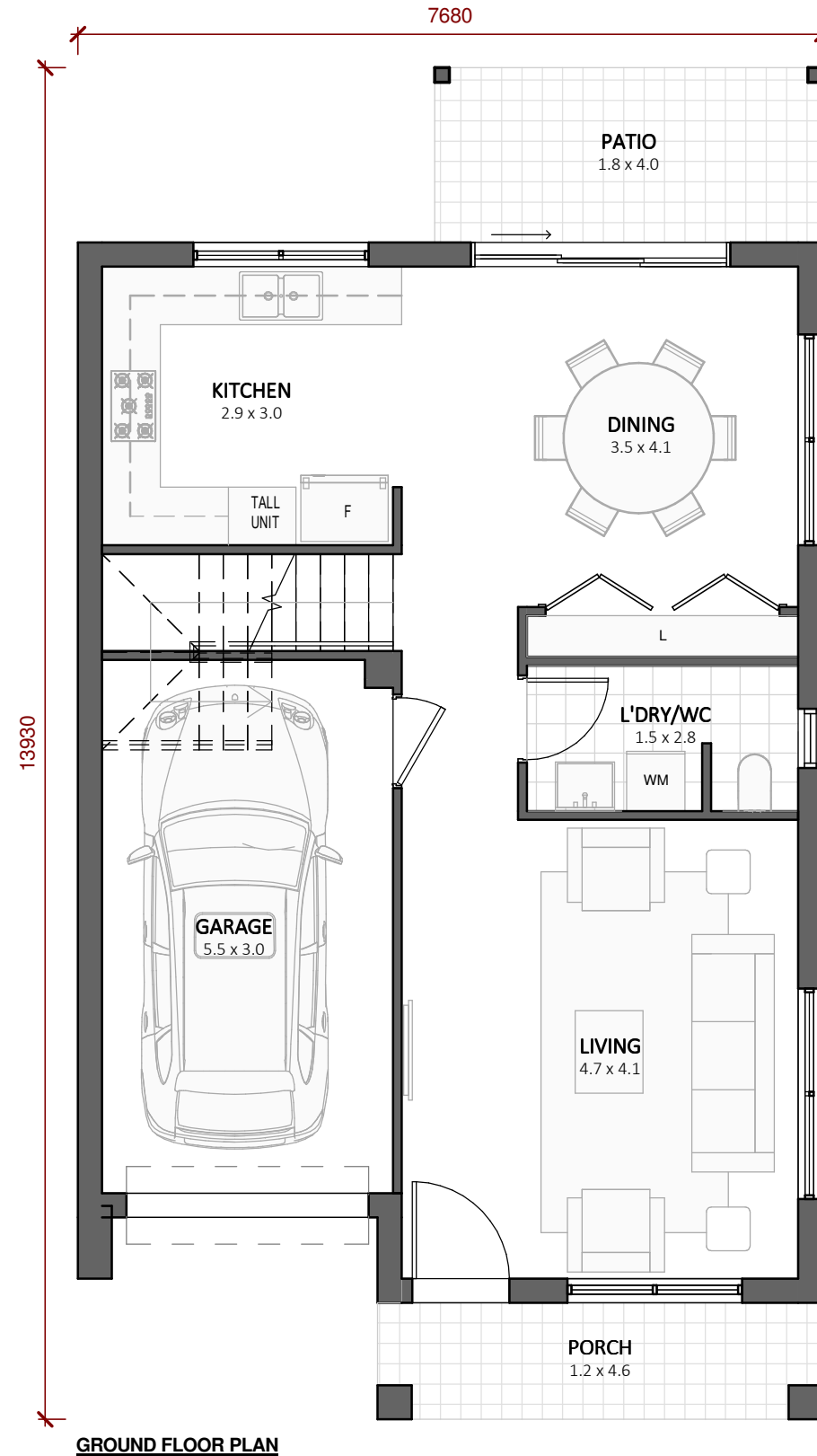
1 CAR SPACE



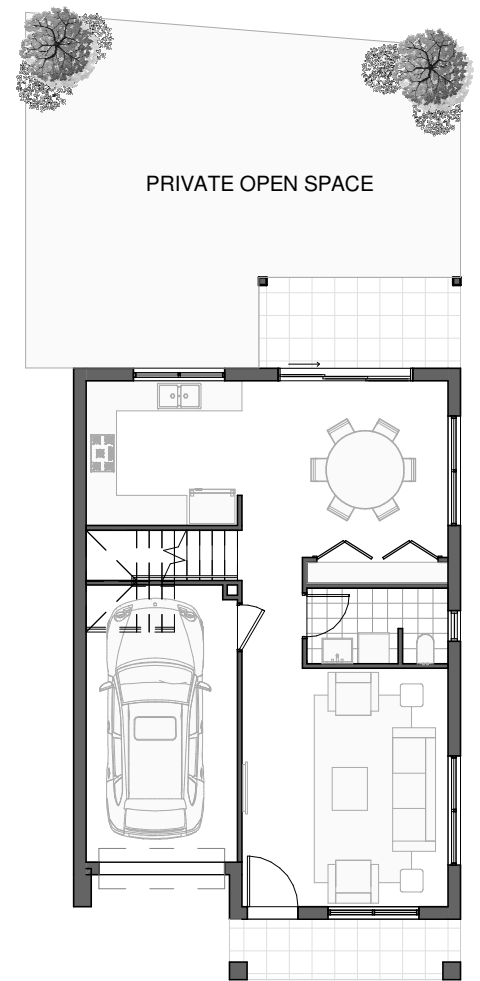
SITE PLAN

### KEY FEATURES:

1. ULTRA MODERN KITCHEN & BATH
2. ENERGY - EFFICIENT APPLIANCES
3. INNOVATIVE DESIGN
4. STEPS MAY BE INTRODUCED IN THE HOUSE & PLANS MAY BE MODIFIED A BIT, DEPENDING ON THE SITE PROFILE
5. ELEVATIONS ARE INDICATIVE



CONCEPTUAL ELEVATION



PROPERTY PLAN

4	2	1	0	GROUND FLOOR (INC. GARAGE & PORCH)	FIRST FLOOR	APPROX OPEN SPACE (INCLUDING PATIO)	CAR SPACE	TOTAL AREA
4	2	1	0	78 m <sup>2</sup>	74 m <sup>2</sup>	57 m <sup>2</sup>	0 m <sup>2</sup>	209 m <sup>2</sup>

DISCLAIMER :- Area quoted to be used as guide only. This plan is for illustration purposes only. All information contained is gathered from sources deemed to be reliable. We have no doubt it is accurate however we cannot guarantee it. Areas are subject to final survey. Layout may change due to final council approval. The marketing plan and strata plan area will vary because of the different methods of calculation adopted. The marketing plan area is based on the floor areas while the strata plan area is based on Strata Schemes (Freehold Development) Act 1973. Note: Store(S), Robe(R), Linen(L), Bath fixtures, Laundry fixtures & Kitchen joinery fixtures, form part of sales package. TV and other items such as credenza, sofa, study desk, TV units & beds are not included as part of sale. Windows and doors sizes are indicative and subject to change based on legislative approval.

ELEVATIONS ARE SUBJECT TO CHANGE UNIT TO UNIT. DRIVEWAY/GARAGE MAY FLIP OTHER WAY AS PER UNIT PLACEMENT ON SITE/SITE CONDITIONS.EXTRA CAR PARK IS SUBJECT TO VARY UNIT TO UNIT AND IF UNIT IS ALLOTTED WITH EXTRA CAR PARK,THAT AREA WILL BE INCLUDED IN THE TOTAL AREA.PRIVATE OPEN SPACE IS SUBJECT TO CHANGE UNIT TO UNIT.BEDROOM DIMENSION INCLUDES THE ROBE.



## UNIT-4

4 BEDROOM

2 BATH

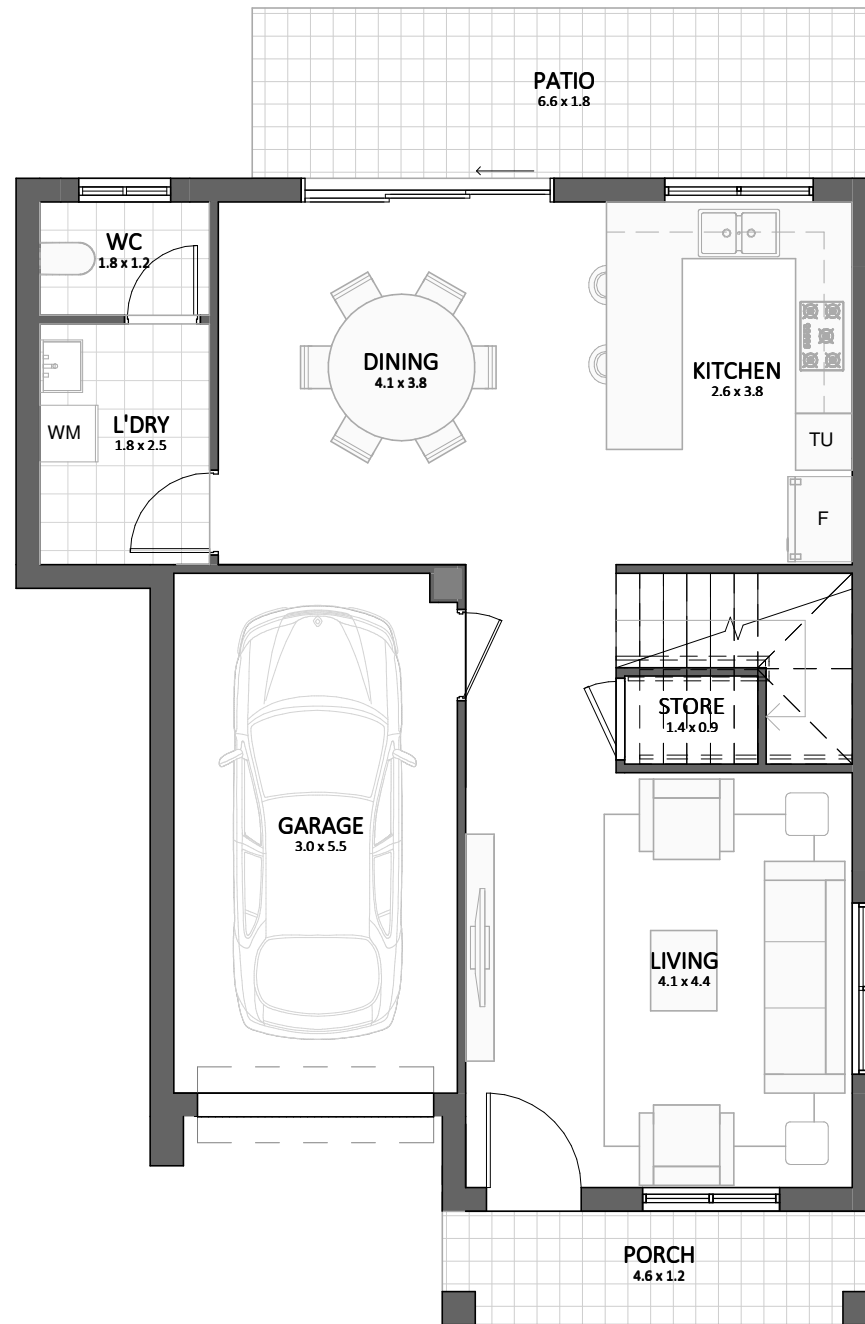
1 CAR SPACE



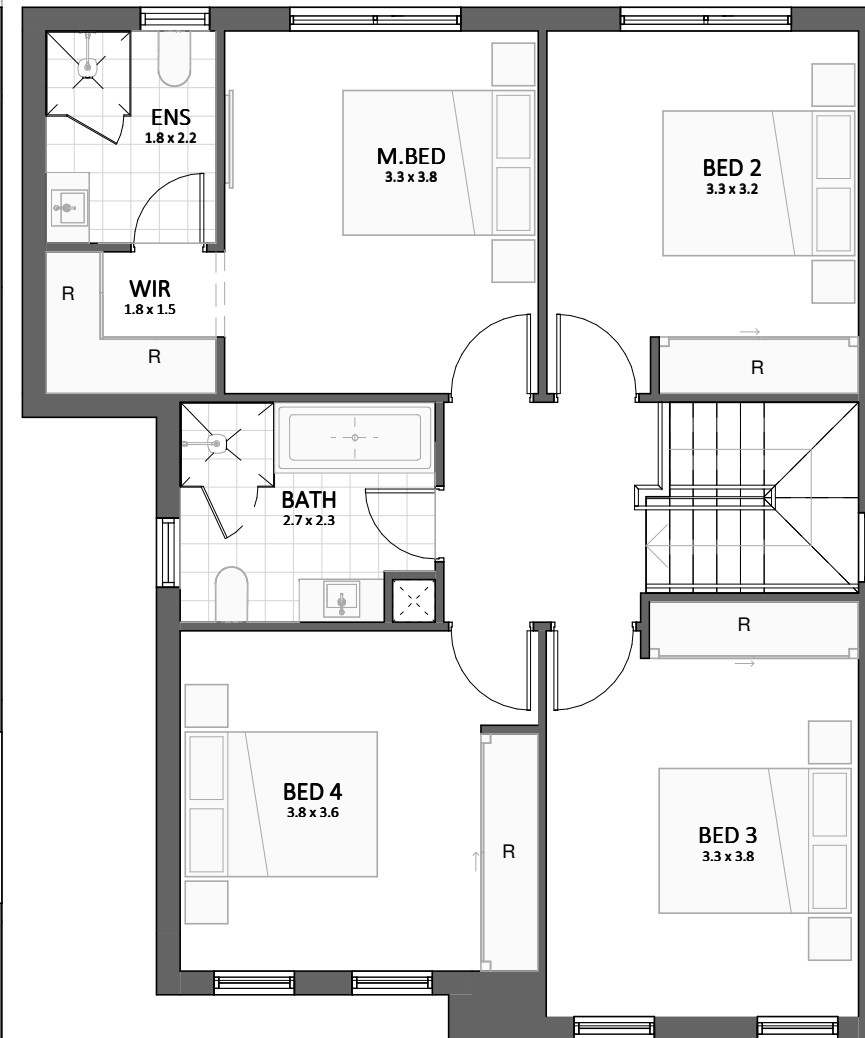
### SITE PLAN

#### KEY FEATURES:

1. ULTRA MODERN KITCHEN & BATH
2. ENERGY - EFFICIENT APPLIANCES
3. INNOVATIVE DESIGN
4. STEPS MAY BE INTRODUCED IN THE HOUSE & PLANS MAY BE MODIFIED A BIT, DEPENDING ON THE SITE PROFILE
5. ELEVATIONS ARE INDICATIVE



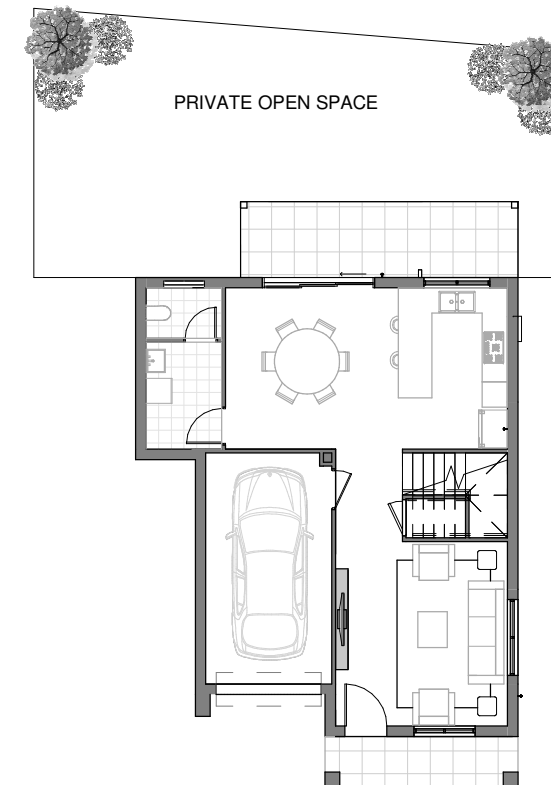
**GROUND FLOOR PLAN**



**FIRST FLOOR PLAN**



**ARTISTS IMPRESSION**



**PROPERTY PLAN**

				GROUND FLOOR (INC. GARAGE & PORCH)	FIRST FLOOR	APPROX.OPEN SPACE (INCL.PATIO)	CAR SPACE	TOTAL AREA
4	2	1	0	83m <sup>2</sup>	78m <sup>2</sup>	74m <sup>2</sup>	0m <sup>2</sup>	235m <sup>2</sup>

Area quoted to be used as guide only. This plan is for illustration purposes only. All information contained is gathered from sources deemed to be reliable. We have no doubt it is accurate however we cannot guarantee it. Areas are subject to final survey. Layout may change due to final council approval. The marketing plan and strata plan area will vary because of the different methods of calculation adopted. The marketing plan area is based on the floor areas while the strata plan area is based on Strata Schemes (Freehold Development) Act 1973. Note: Store(S), Robe(R), Linen(L), Bath fixtures, Laundry fixtures & Kitchen joinery fixtures, form part of sales package. TV and other items such as credenza, sofa, study desk, TV units & beds are not included as part of sale. Windows and doors sizes are indicative and subject to change based on legislative approval.

**ELEVATIONS ARE SUBJECT TO CHANGE UNIT TO UNIT. DRIVEWAY/GARAGE MAY FLIP OTHER WAY AS PER UNIT PLACEMENT ON SITE/SITE CONDITIONS.EXTRA CAR PARK IS SUBJECT TO VARY UNIT TO UNIT AND IF UNIT IS ALLOTTED WITH EXTRA CAR PARK,THAT AREA WILL BE INCLUDED IN THE TOTAL AREA.PRIVATE OPEN SPACE IS SUBJECT TO CHANGE UNIT TO UNIT.BEDROOM DIMENSION INCLUDES THE ROBE.**



## UNIT-5

4 BEDROOM

2 BATH

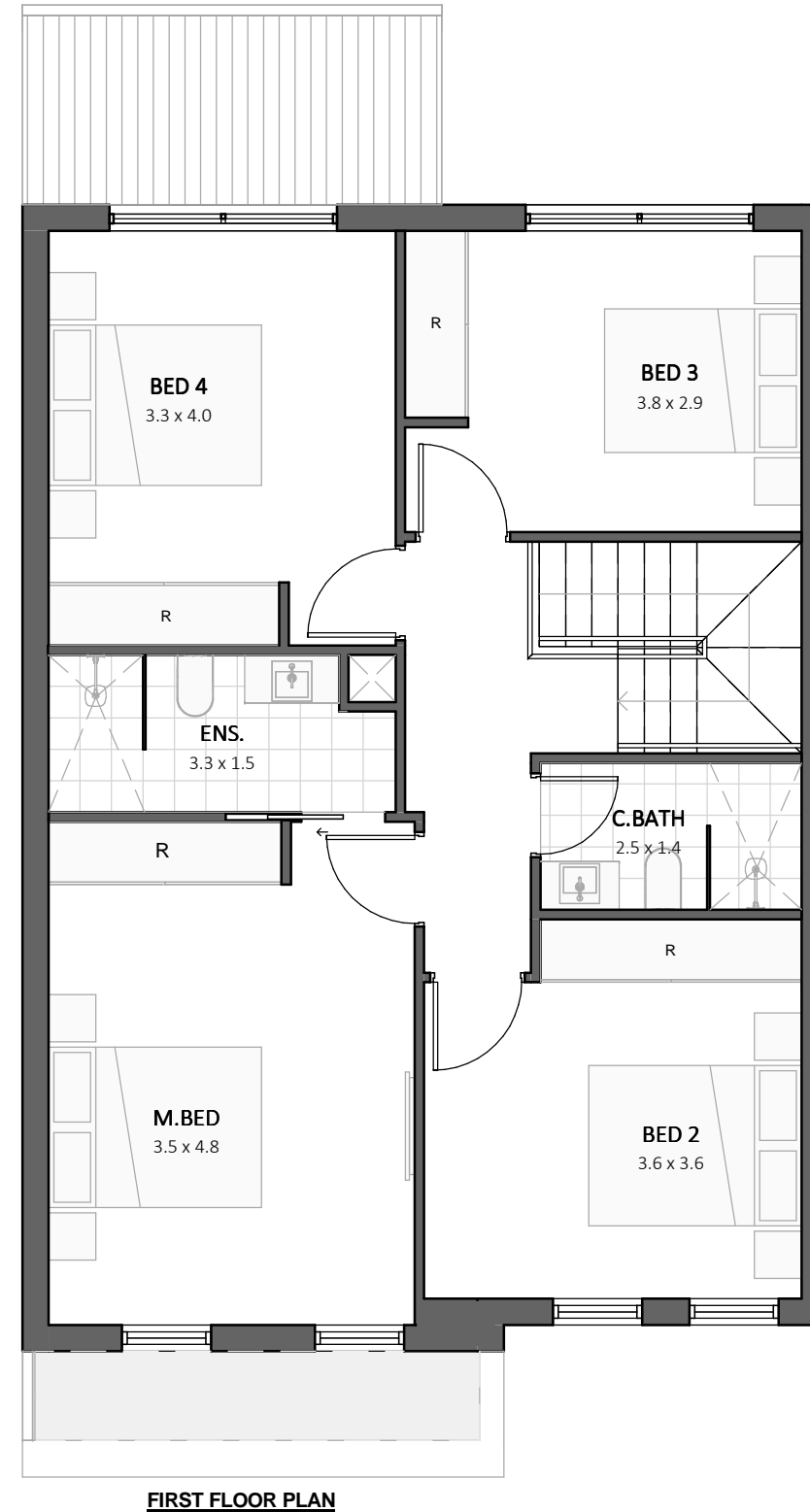
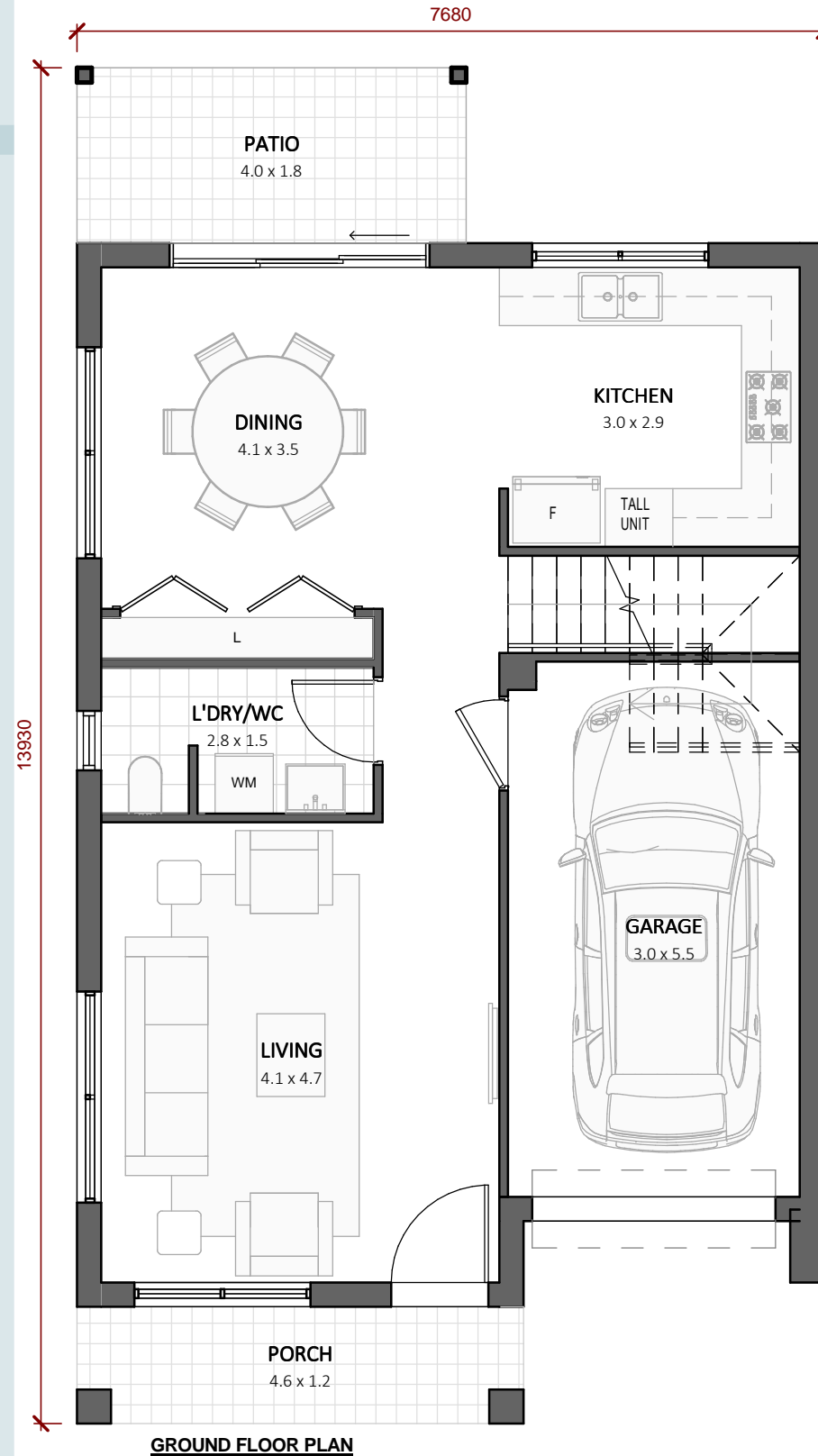
1 CAR SPACE



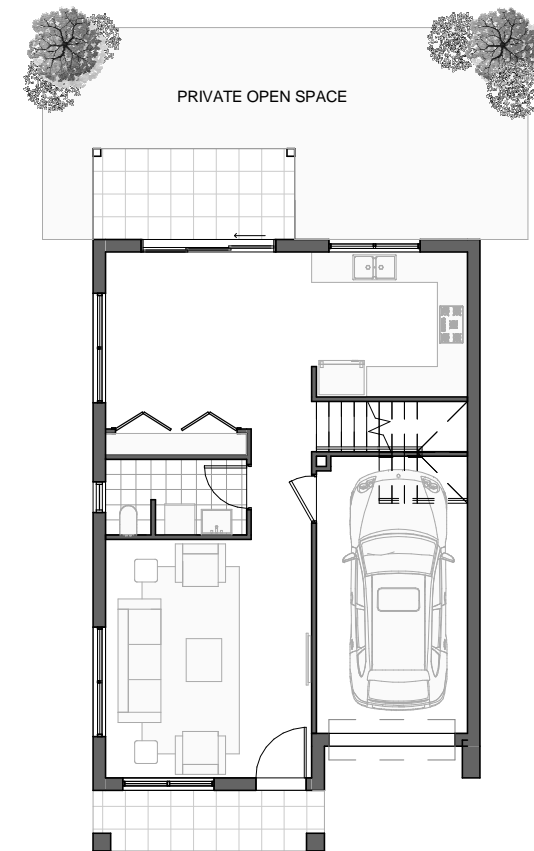
### SITE PLAN

#### KEY FEATURES:





1. ULTRA MODERN KITCHEN & BATH
2. ENERGY - EFFICIENT APPLIANCES
3. INNOVATIVE DESIGN
4. STEPS MAY BE INTRODUCED IN THE HOUSE & PLANS MAY BE MODIFIED A BIT, DEPENDING ON THE SITE PROFILE
5. ELEVATIONS ARE INDICATIVE



CONCEPTUAL ELEVATION



PROPERTY PLAN

				GROUND FLOOR (INC. GARAGE & PORCH)	FIRST FLOOR	APPROX.OPEN SPACE (INCL.PATIO)	CAR SPACE	TOTAL AREA
4	2	1	0	78 m <sup>2</sup>	74 m <sup>2</sup>	40 m <sup>2</sup>	0 m <sup>2</sup>	192 m <sup>2</sup>

Area quoted to be used as guide only. This plan is for illustration purposes only. All information contained is gathered from sources deemed to be reliable. We have no doubt it is accurate however we cannot guarantee it.

Areas are subject to final survey. Layout may change due to final council approval. The marketing plan and strata plan area will vary because of the different methods of calculation adopted. The marketing plan area is based on the floor areas while the strata plan area is based on Strata Schemes (Freehold Development) Act 1973. Note: Store(S), Robe(R), Linen(L), Bath fixtures, Laundry fixtures & Kitchen joinery fixtures, form part of sales package. TV and other items such as credenza, sofa, study desk, TV units & beds are not included as part of sale. Windows and doors sizes are indicative and subject to change based on legislative approval.

**ELEVATIONS ARE SUBJECT TO CHANGE UNIT TO UNIT. DRIVEWAY/GARAGE MAY FLIP OTHER WAY AS PER UNIT PLACEMENT ON SITE/SITE CONDITIONS.EXTRA CAR PARK IS SUBJECT TO VARY UNIT TO UNIT AND IF UNIT IS ALLOTTED WITH EXTRA CAR PARK,THAT AREA WILL BE INCLUDED IN THE TOTAL AREA.PRIVATE OPEN SPACE IS SUBJECT TO CHANGE UNIT TO UNIT.BEDROOM DIMENSION INCLUDES THE ROBE.**



## UNIT-6

4 BEDROOM

2 BATH

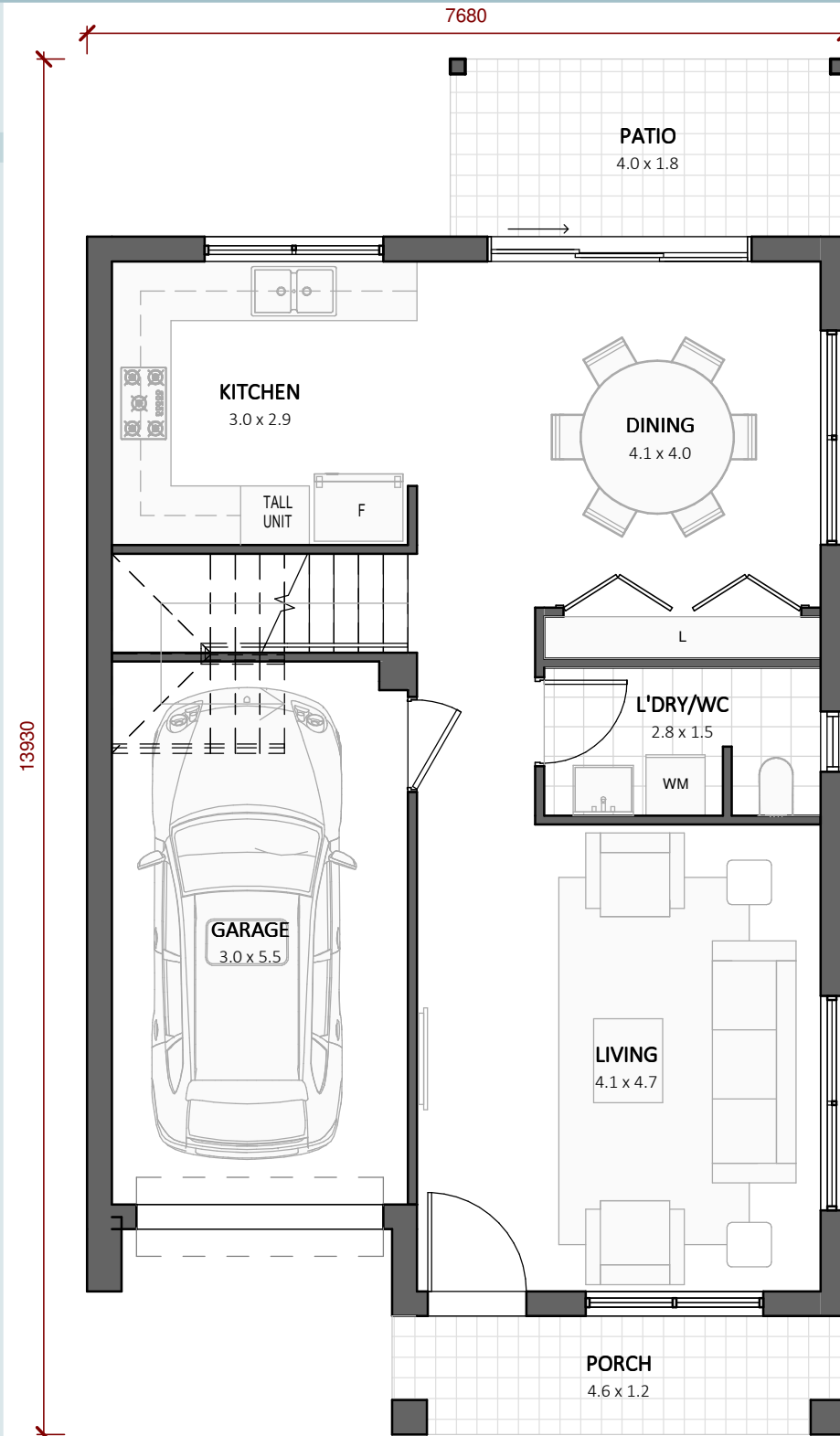
1 CAR SPACE



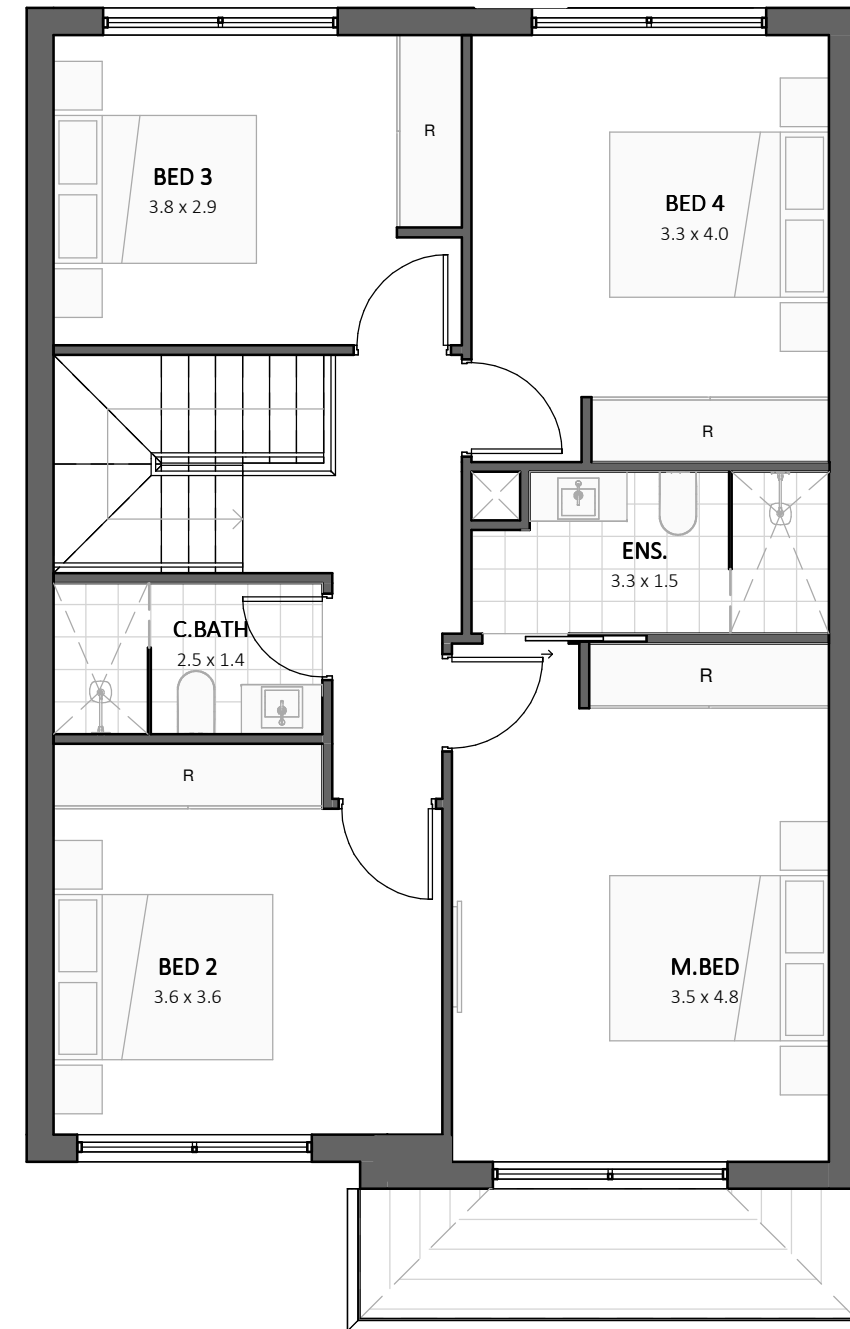
### SITE PLAN

#### KEY FEATURES:

1. ULTRA MODERN KITCHEN & BATH
2. ENERGY - EFFICIENT APPLIANCES
3. INNOVATIVE DESIGN
4. STEPS MAY BE INTRODUCED IN THE HOUSE & PLANS MAY BE MODIFIED A BIT, DEPENDING ON THE SITE PROFILE
5. ELEVATIONS ARE INDICATIVE



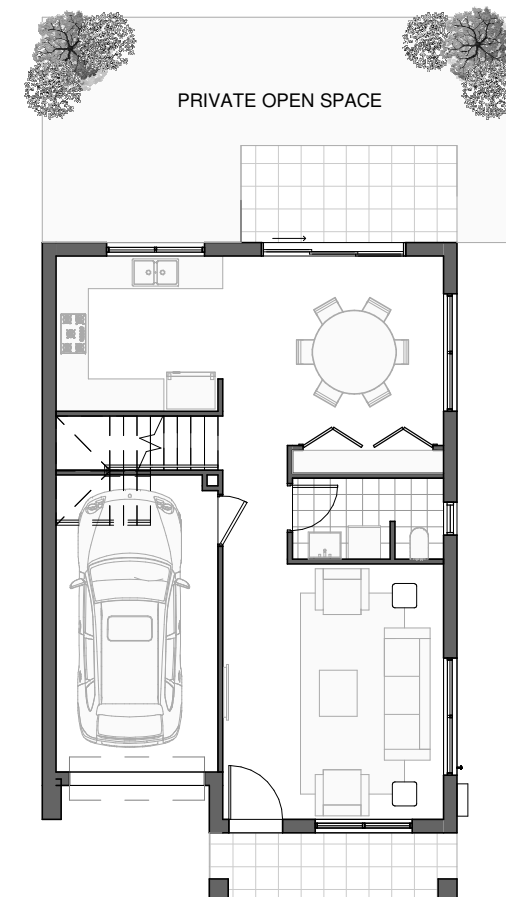
GROUND FLOOR PLAN



FIRST FLOOR PLAN



CONCEPTUAL ELEVATION



PROPERTY PLAN

				GROUND FLOOR (INC. GARAGE & PORCH)	FIRST FLOOR	APPROX.OPEN SPACE (INCL.PATIO)	CAR SPACE	TOTAL AREA
4	2	1	0	78 m <sup>2</sup>	74 m <sup>2</sup>	36 m <sup>2</sup>	0 m <sup>2</sup>	188 m <sup>2</sup>

Area quoted to be used as guide only. This plan is for illustration purposes only. All information contained is gathered from sources deemed to be reliable. We have no doubt it is accurate however we cannot guarantee it.

Areas are subject to final survey. Layout may change due to final council approval. The marketing plan and strata plan area will vary because of the different methods of calculation adopted. The marketing plan area is based on the floor areas while the strata plan area is based on Strata Schemes (Freehold Development) Act 1973. Note: Store(S), Robe(R), Linen(L), Bath fixtures, Laundry fixtures & Kitchen joinery fixtures, form part of sales package. TV and other items such as credenza, sofa, study desk, TV units & beds are not included as part of sale. Windows and doors sizes are indicative and subject to change based on legislative approval.

**ELEVATIONS ARE SUBJECT TO CHANGE UNIT TO UNIT. DRIVEWAY/GARAGE MAY FLIP OTHER WAY AS PER UNIT PLACEMENT ON SITE/SITE CONDITIONS.EXTRA CAR PARK IS SUBJECT TO VARY UNIT TO UNIT AND IF UNIT IS ALLOTTED WITH EXTRA CAR PARK,THAT AREA WILL BE INCLUDED IN THE TOTAL AREA.PRIVATE OPEN SPACE IS SUBJECT TO CHANGE UNIT TO UNIT.BEDROOM DIMENSION INCLUDES THE ROBE.**



## UNIT-7

5 BEDROOM

3 BATH

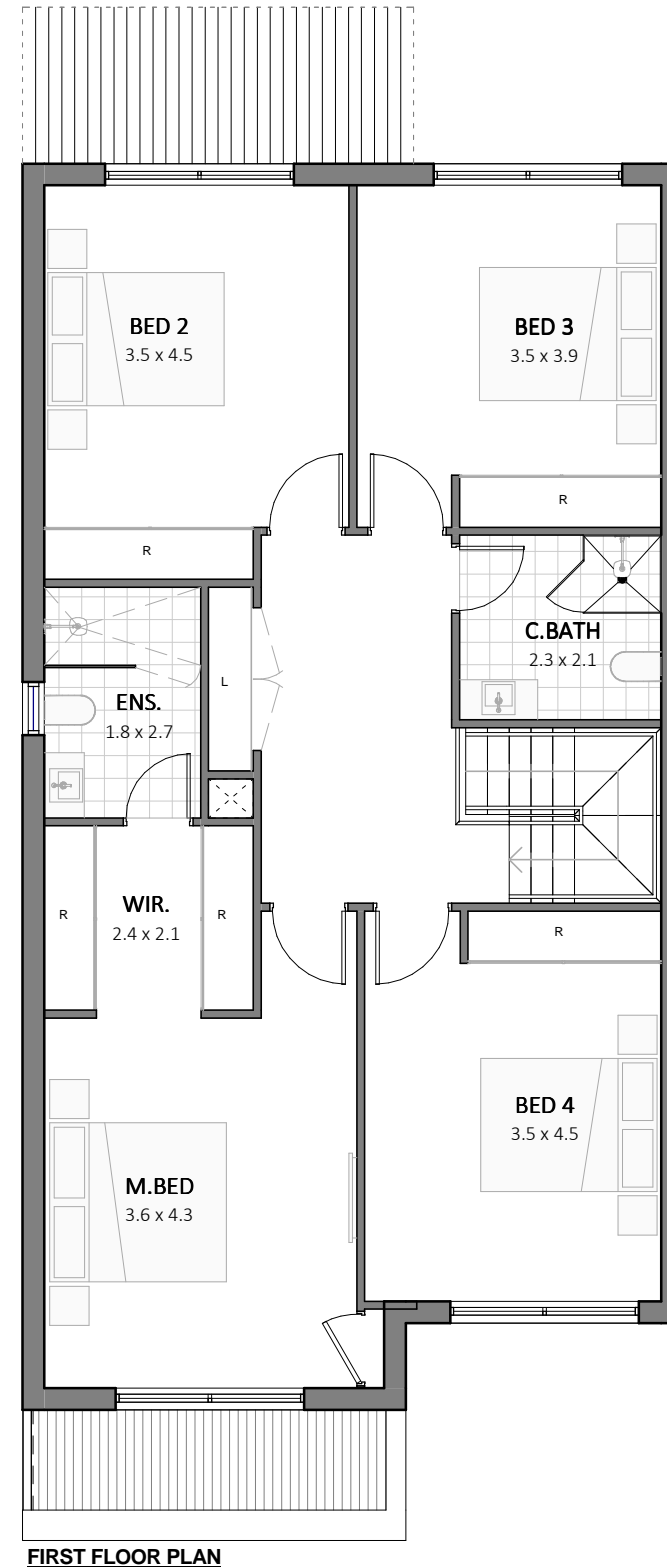
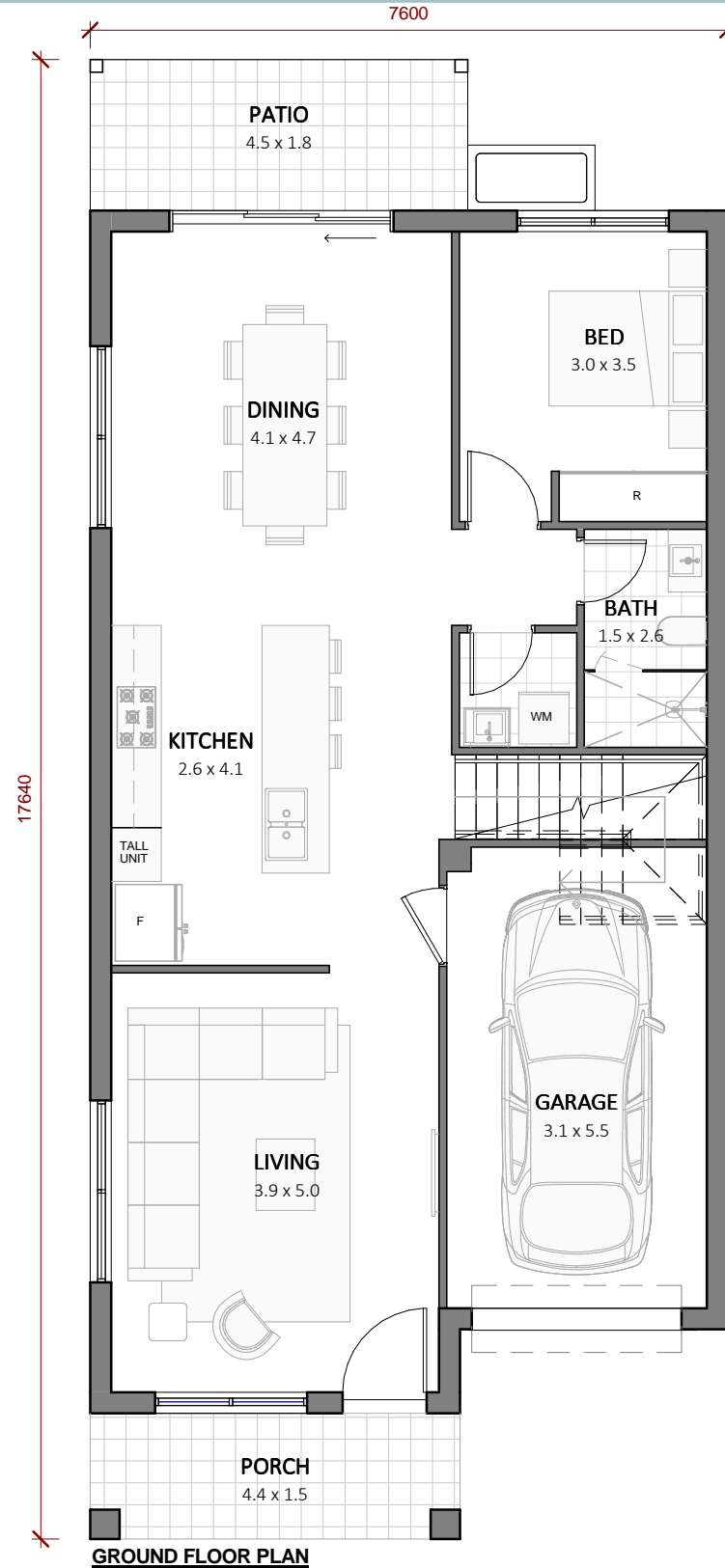
2 CAR SPACE



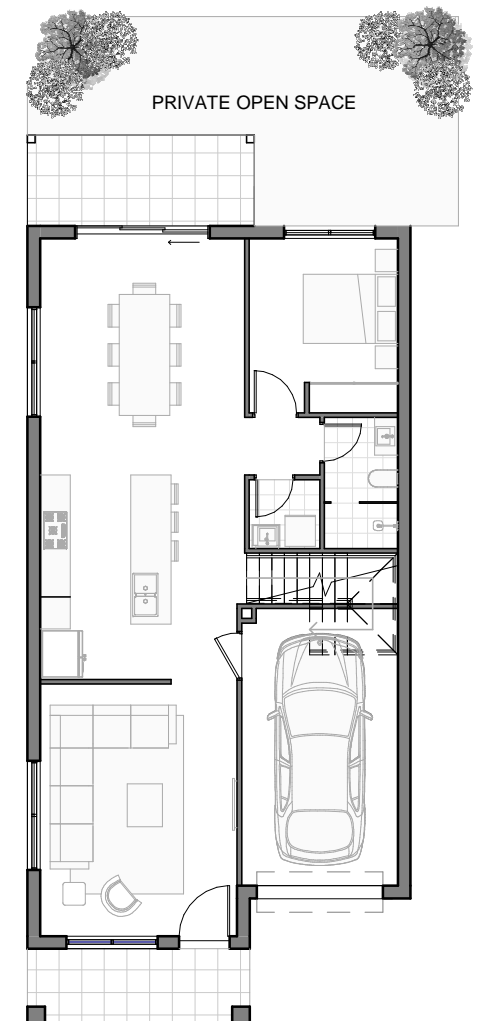
### SITE PLAN





#### KEY FEATURES:

1. ULTRA MODERN KITCHEN & BATH
2. ENERGY - EFFICIENT APPLIANCES
3. INNOVATIVE DESIGN
4. STEPS MAY BE INTRODUCED IN THE HOUSE & PLANS MAY BE MODIFIED A BIT, DEPENDING ON THE SITE PROFILE
5. ELEVATIONS ARE INDICATIVE



CONCEPTUAL ELEVATION



				GROUND FLOOR (INC. GARAGE & PORCH)	FIRST FLOOR	APPROX.OPEN SPACE (INCL.PATIO)	CAR SPACE	TOTAL AREA
5	3	1	1	102 m <sup>2</sup>	95 m <sup>2</sup>	35 m <sup>2</sup>	13 m <sup>2</sup>	245 m <sup>2</sup>

Area quoted to be used as guide only. This plan is for illustration purposes only. All information contained is gathered from sources deemed to be reliable. We have no doubt it is accurate however we cannot guarantee it.

Areas are subject to final survey. Layout may change due to final council approval. The marketing plan and strata plan area will vary because of the different methods of calculation adopted. The marketing plan area is based on the floor areas while the strata plan area is based on Strata Schemes (Freehold Development) Act 1973. Note: Store(S), Robe(R), Linen(L), Bath fixtures, Laundry fixtures & Kitchen joinery fixtures, form part of sales package. TV and other items such as credenza, sofa, study desk, TV units & beds are not included as part of sale. Windows and doors sizes are indicative and subject to change based on legislative approval.

**ELEVATIONS ARE SUBJECT TO CHANGE UNIT TO UNIT. DRIVEWAY/GARAGE MAY FLIP OTHER WAY AS PER UNIT PLACEMENT ON SITE/SITE CONDITIONS.EXTRA CAR PARK IS SUBJECT TO VARY UNIT TO UNIT AND IF UNIT IS ALLOTTED WITH EXTRA CAR PARK,THAT AREA WILL BE INCLUDED IN THE TOTAL AREA.PRIVATE OPEN SPACE IS SUBJECT TO CHANGE UNIT TO UNIT.BEDROOM DIMENSION INCLUDES THE ROBE.**



## UNIT-8

4 BEDROOM

2 BATH

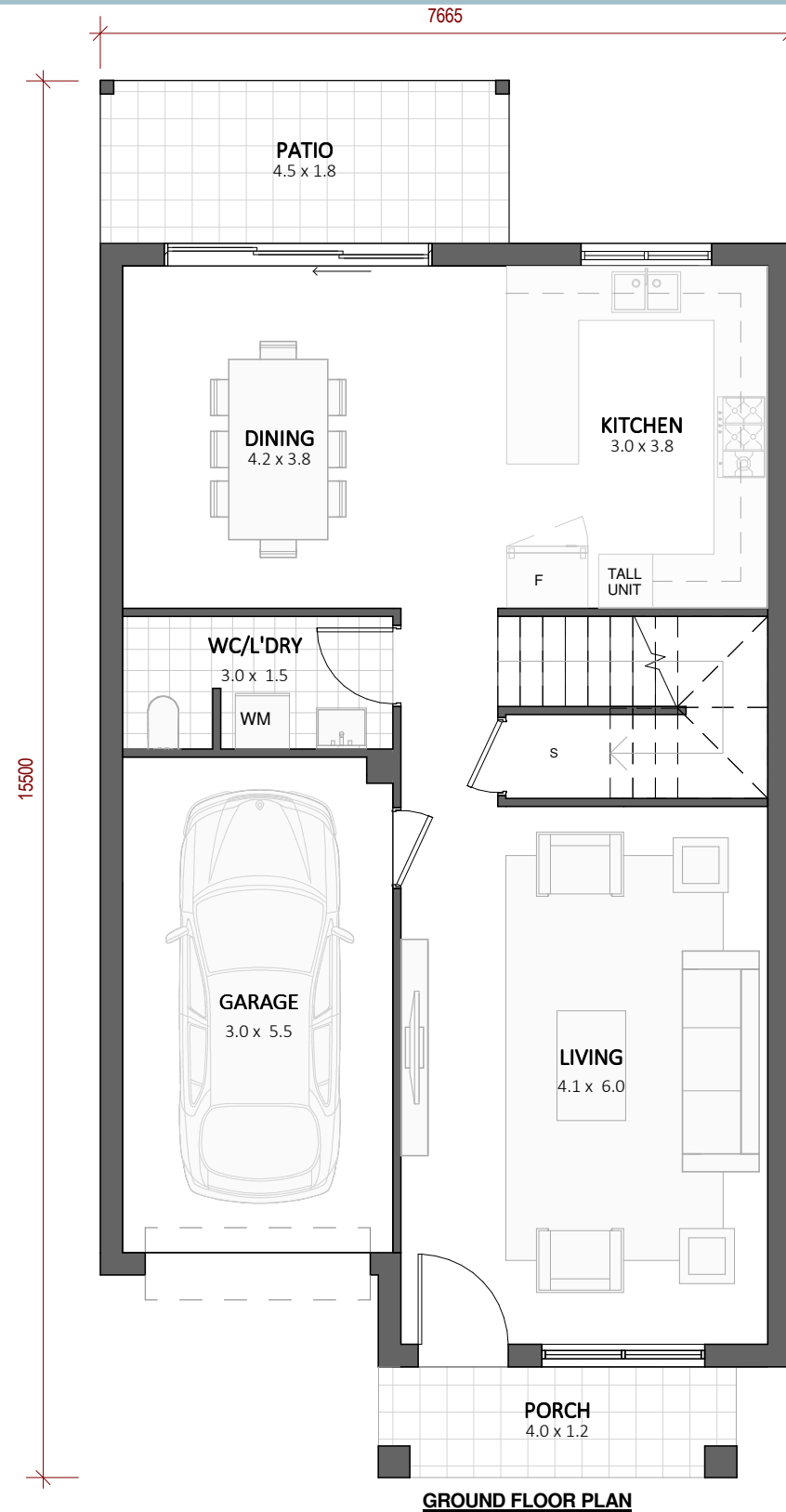
2 CAR SPACE



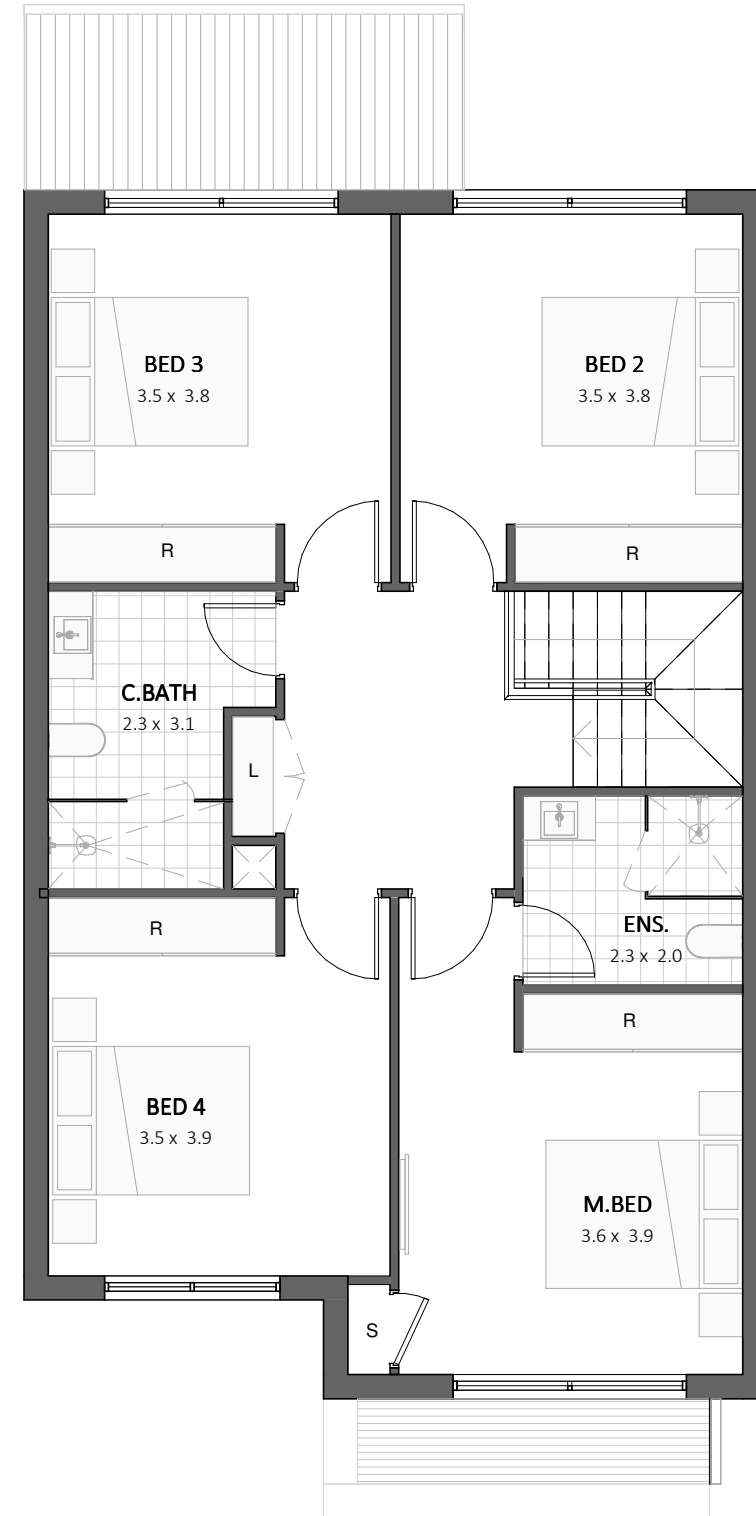
### SITE PLAN

#### KEY FEATURES:

1. ULTRA MODERN KITCHEN & BATH
2. ENERGY - EFFICIENT APPLIANCES
3. INNOVATIVE DESIGN
4. STEPS MAY BE INTRODUCED IN THE HOUSE & PLANS MAY BE MODIFIED A BIT, DEPENDING ON THE SITE PROFILE
5. ELEVATIONS ARE INDICATIVE



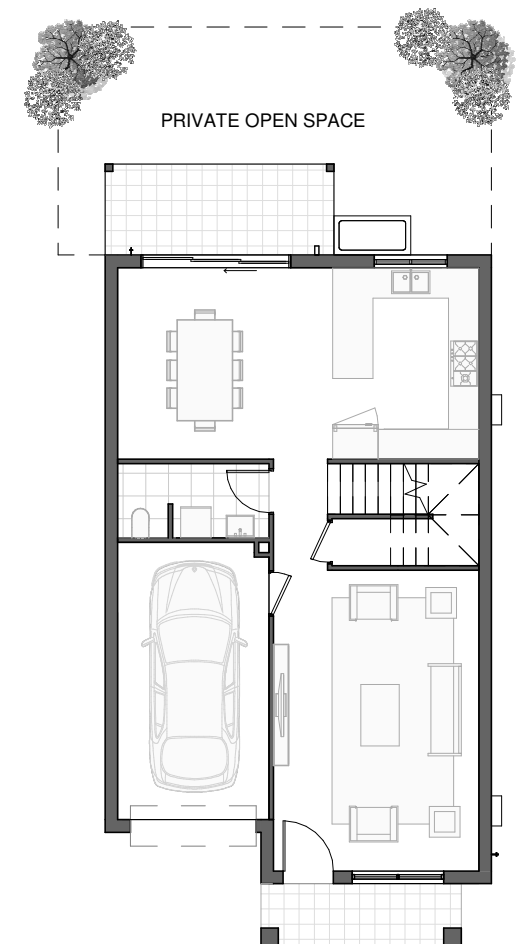
GROUND FLOOR PLAN



FIRST FLOOR PLAN



CONCEPTUAL ELEVATION



PROPERTY PLAN

				GROUND FLOOR (INC. GARAGE & PORCH)	FIRST FLOOR	APPROX.OPEN SPACE (INCL.PATIO)	CAR SPACE	TOTAL AREA
4	2	1	1	88 m <sup>2</sup>	83 m <sup>2</sup>	35 m <sup>2</sup>	13 m <sup>2</sup>	219 m <sup>2</sup>

Area quoted to be used as guide only. This plan is for illustration purposes only. All information contained is gathered from sources deemed to be reliable. We have no doubt it is accurate however we cannot guarantee it.

Areas are subject to final survey. Layout may change due to final council approval. The marketing plan and strata plan area will vary because of the different methods of calculation adopted. The marketing plan area is based on the floor areas while the strata plan area is based on Strata Schemes (Freehold Development) Act 1973. Note: Store(S), Robe(R), Linen(L), Bath fixtures, Laundry fixtures & Kitchen joinery fixtures, form part of sales package. TV and other items such as credenza, sofa, study desk, TV units & beds are not included as part of sale. Windows and doors sizes are indicative and subject to change based on legislative approval.

**ELEVATIONS ARE SUBJECT TO CHANGE UNIT TO UNIT. DRIVEWAY/GARAGE MAY FLIP OTHER WAY AS PER UNIT PLACEMENT ON SITE/SITE CONDITIONS.EXTRA CAR PARK IS SUBJECT TO VARY UNIT TO UNIT AND IF UNIT IS ALLOTTED WITH EXTRA CAR PARK,THAT AREA WILL BE INCLUDED IN THE TOTAL AREA.PRIVATE OPEN SPACE IS SUBJECT TO CHANGE UNIT TO UNIT.BEDROOM DIMENSION INCLUDES THE ROBE.**



## UNIT-9

5 BEDROOM

3 BATH

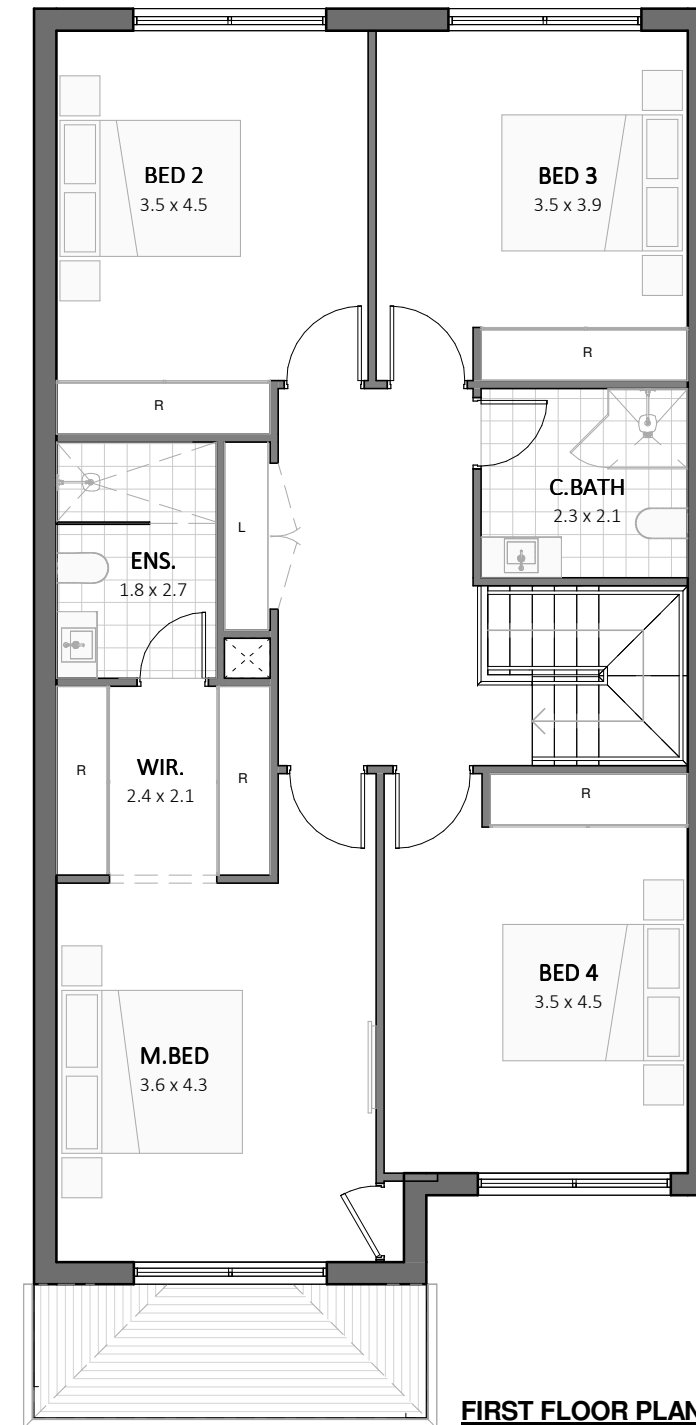
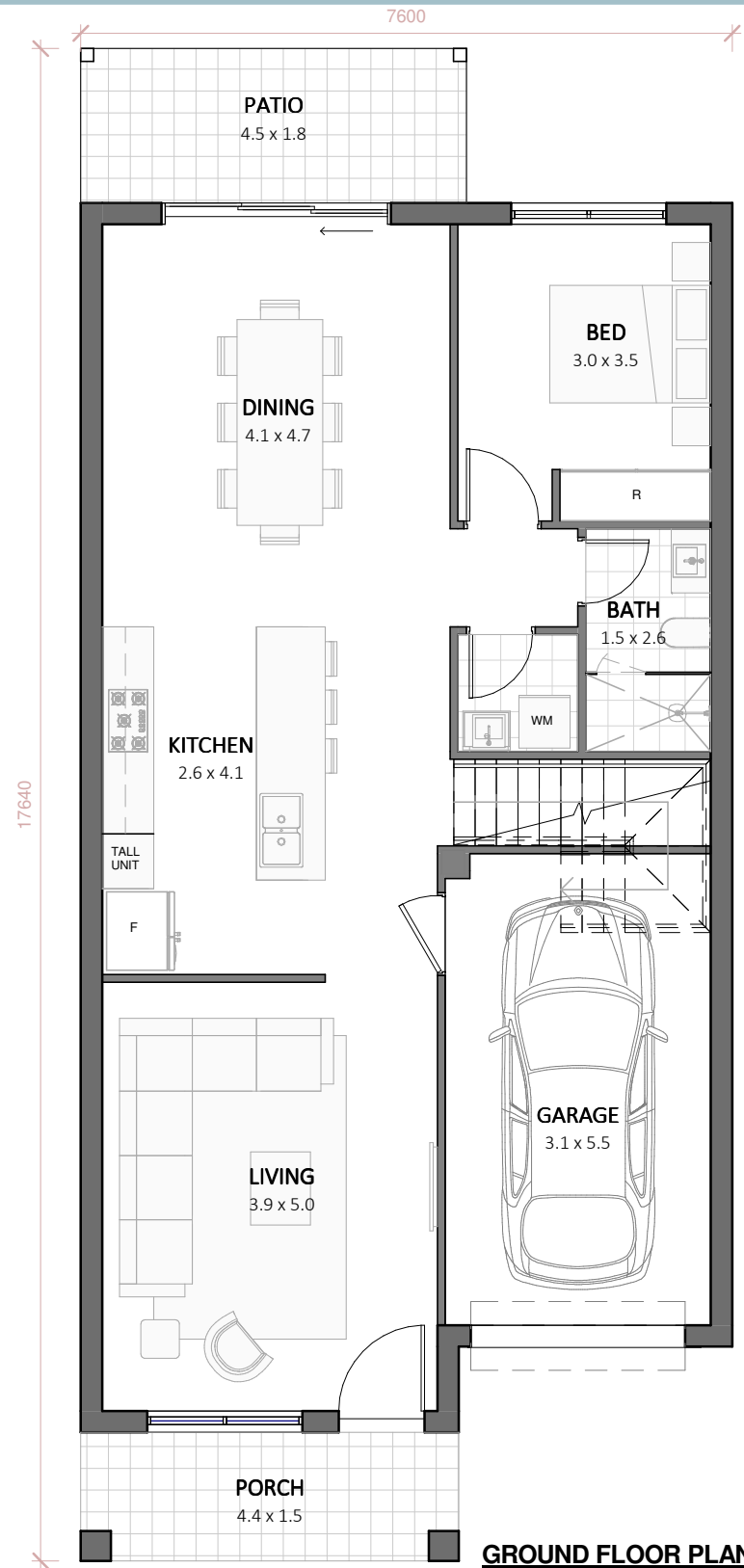
2 CAR SPACE



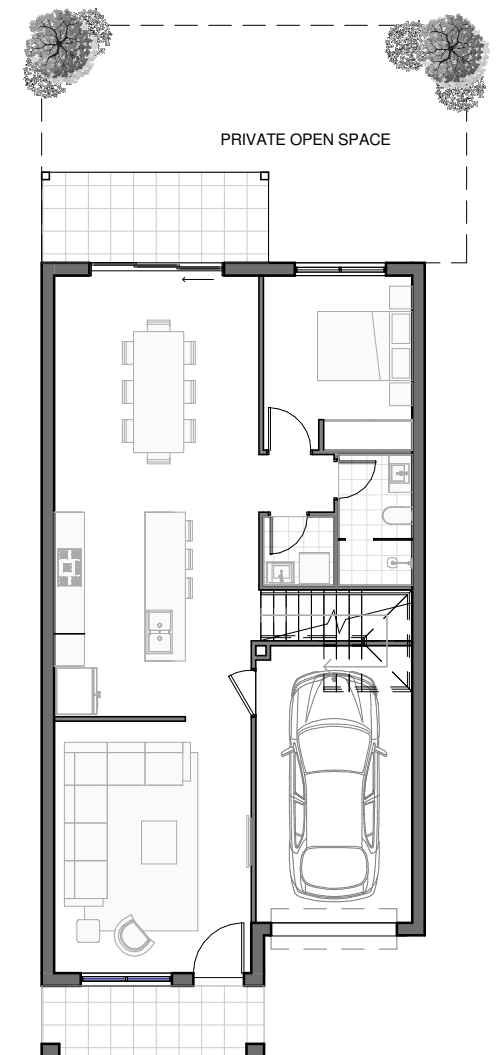
SITE PLAN

### KEY FEATURES:

1. ULTRA MODERN KITCHEN & BATH
2. ENERGY - EFFICIENT APPLIANCES
3. INNOVATIVE DESIGN
4. STEPS MAY BE INTRODUCED IN THE HOUSE & PLANS MAY BE MODIFIED A BIT, DEPENDING ON THE SITE PROFILE
5. ELEVATIONS ARE INDICATIVE



ARTIST'S IMPRESSION



PROPERTY PLAN

				GROUND FLOOR (INC. GARAGE & PORCH)	FIRST FLOOR	APPROX OPEN SPACE (INCLUDING PATIO)	CAR SPACE	TOTAL AREA
				102 m <sup>2</sup>	95 m <sup>2</sup>	40 m <sup>2</sup>	13 m <sup>2</sup>	250 m <sup>2</sup>

DISCLAIMER :- Area quoted to be used as guide only. This plan is for illustration purposes only. All information contained is gathered from sources deemed to be reliable. We have no doubt it is accurate however we cannot guarantee it. Areas are subject to final survey. Layout may change due to final council approval. The marketing plan and strata plan area will vary because of the different methods of calculation adopted. The marketing plan area is based on the floor areas while the strata plan area is based on Strata Schemes (Freehold Development) Act 1973. Note: Store(S), Robe(R), Linen(L), Bath fixtures, Laundry fixtures & Kitchen joinery fixtures, form part of sales package. TV and other items such as credenza, sofa, study desk, TV units & beds are not included as part of sale. Windows and doors sizes are indicative and subject to change based on legislative approval.

ELEVATIONS ARE SUBJECT TO CHANGE UNIT TO UNIT. DRIVEWAY/GARAGE MAY FLIP OTHER WAY AS PER UNIT PLACEMENT ON SITE/SITE CONDITIONS.EXTRA CAR PARK IS SUBJECT TO VARY UNIT TO UNIT AND IF UNIT IS ALLOTTED WITH EXTRA CAR PARK,THAT AREA WILL BE INCLUDED IN THE TOTAL AREA.PRIVATE OPEN SPACE IS SUBJECT TO CHANGE UNIT TO UNIT.BEDROOM DIMENSION INCLUDES THE ROBE.



## UNIT-10

4 BEDROOM

2 BATH

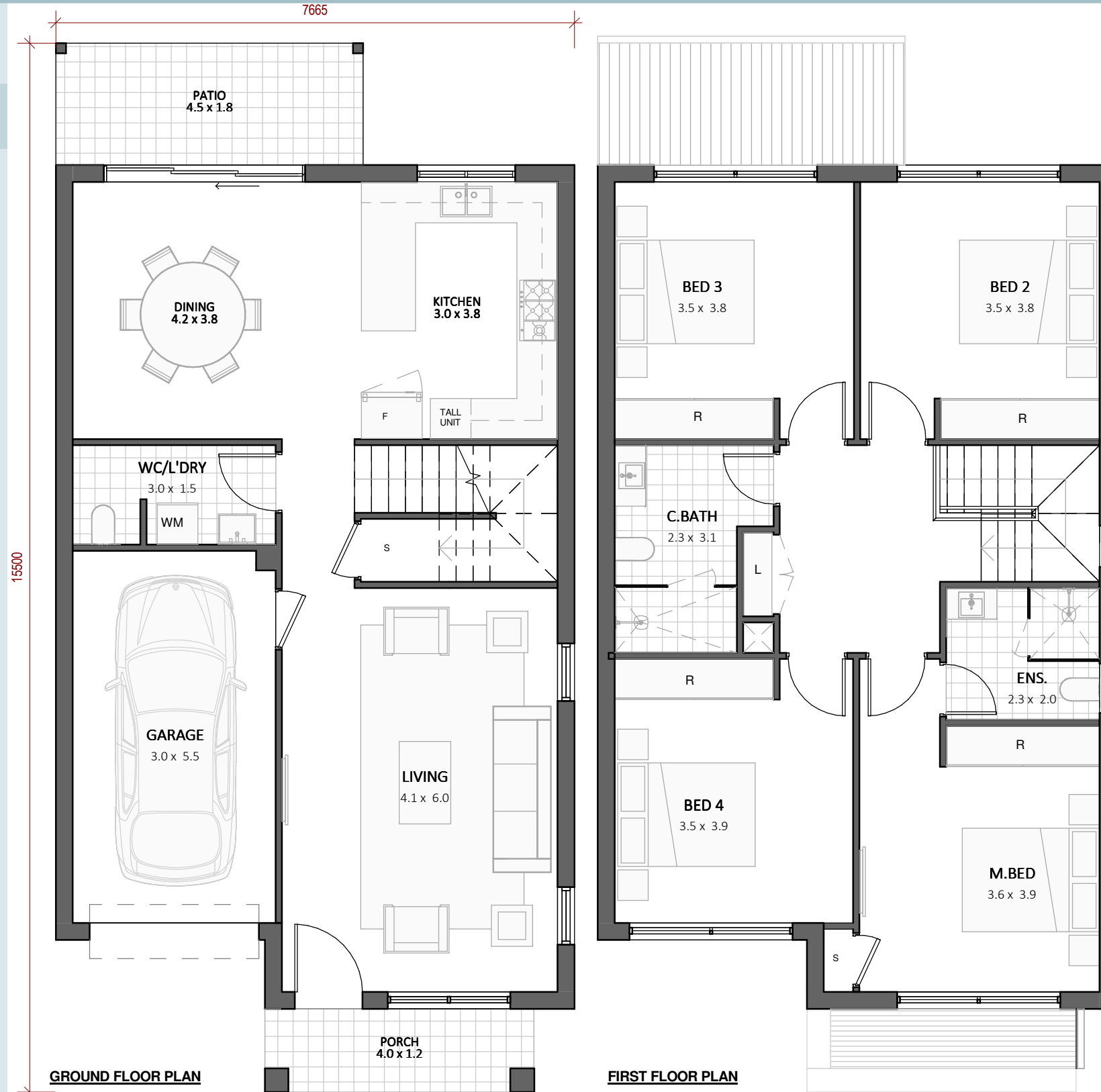
2 CAR SPACE



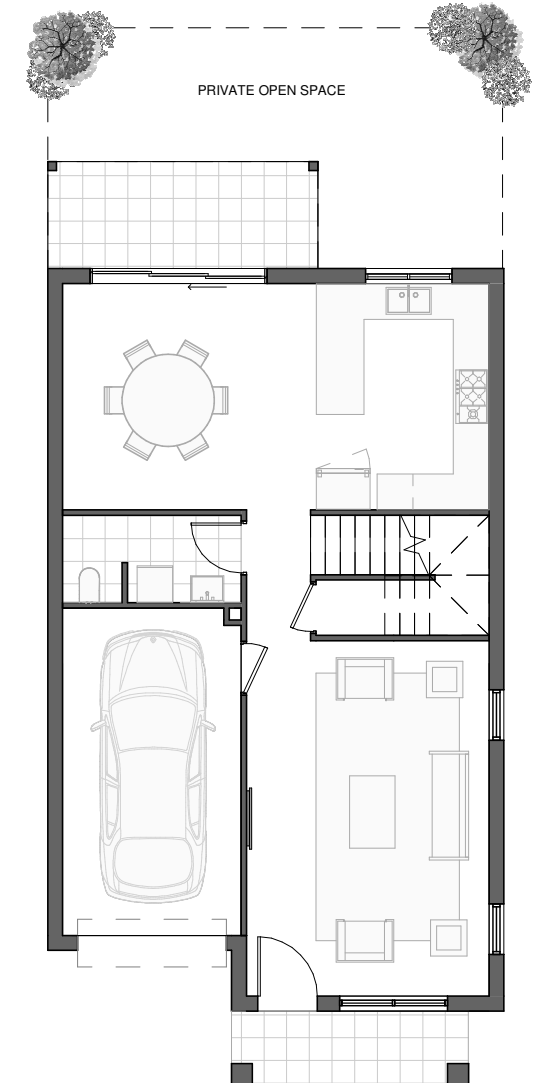
SITE PLAN

### KEY FEATURES:

1. ULTRA MODERN KITCHEN & BATH
2. ENERGY - EFFICIENT APPLIANCES
3. INNOVATIVE DESIGN
4. STEPS MAY BE INTRODUCED IN THE HOUSE & PLANS MAY BE MODIFIED A BIT, DEPENDING ON THE SITE PROFILE
5. ELEVATIONS ARE INDICATIVE



CONCEPTUAL ELEVATION



PROPERTY PLAN

				GROUND FLOOR (INC. GARAGE & PORCH)	FIRST FLOOR	APPROX OPEN SPACE (INCLUDING PATIO)	CAR SPACE	TOTAL AREA
4	2	1	1	87 m <sup>2</sup>	83 m <sup>2</sup>	31 m <sup>2</sup>	13 m <sup>2</sup>	214 m <sup>2</sup>

DISCLAIMER :- Area quoted to be used as guide only. This plan is for illustration purposes only. All information contained is gathered from sources deemed to be reliable. We have no doubt it is accurate however we cannot guarantee it. Areas are subject to final survey. Layout may change due to final council approval. The marketing plan and strata plan area will vary because of the different methods of calculation adopted. The marketing plan area is based on the floor areas while the strata plan area is based on Strata Schemes (Freehold Development) Act 1973. Note: Store(S), Robe(R), Linen(L), Bath fixtures, Laundry fixtures & Kitchen joinery fixtures, form part of sales package. TV and other items such as credenza, sofa, study desk, TV units & beds are not included as part of sale. Windows and doors sizes are indicative and subject to change based on legislative approval.

ELEVATIONS ARE SUBJECT TO CHANGE UNIT TO UNIT. DRIVEWAY/GARAGE MAY FLIP OTHER WAY AS PER UNIT PLACEMENT ON SITE/SITE CONDITIONS.EXTRA CAR PARK IS SUBJECT TO VARY UNIT TO UNIT AND IF UNIT IS ALLOTTED WITH EXTRA CAR PARK,THAT AREA WILL BE INCLUDED IN THE TOTAL AREA.PRIVATE OPEN SPACE IS SUBJECT TO CHANGE UNIT TO UNIT.BEDROOM DIMENSION INCLUDES THE ROBE.



## UNIT-11

3 BEDROOM

2 BATH

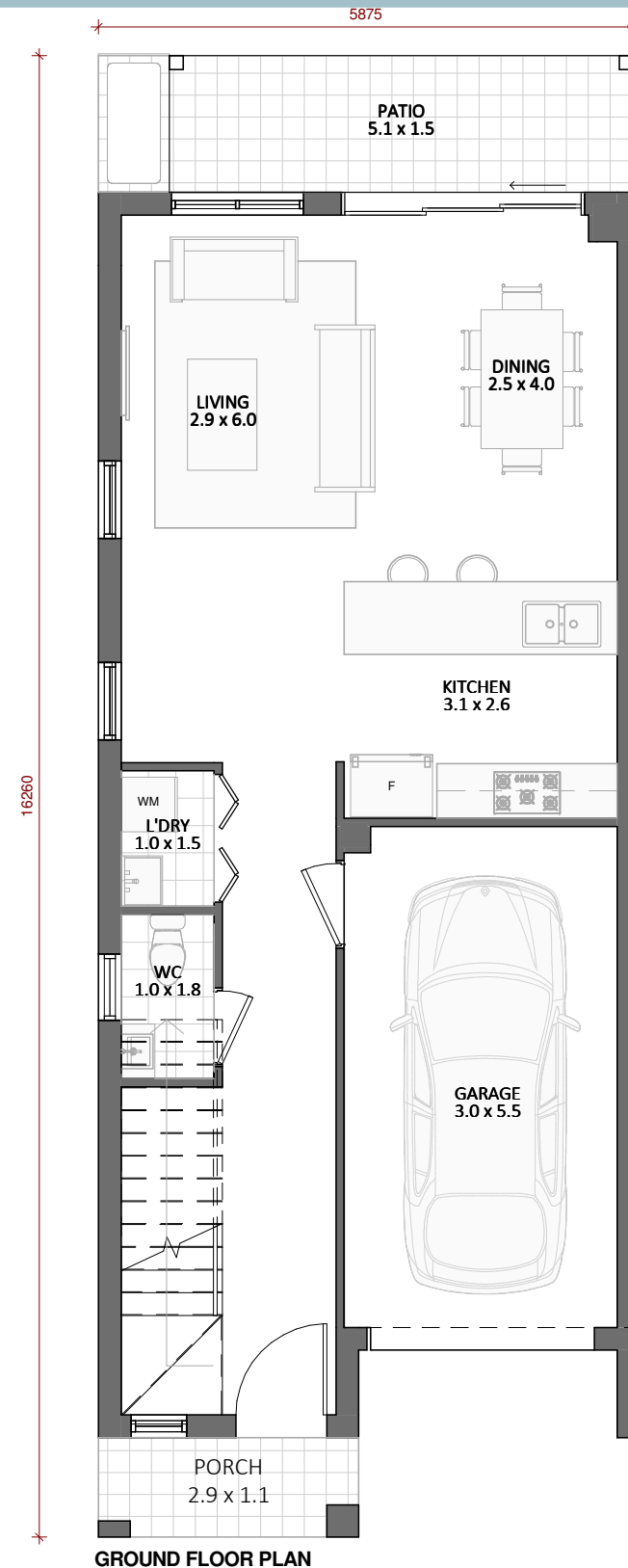
1 CAR SPACE



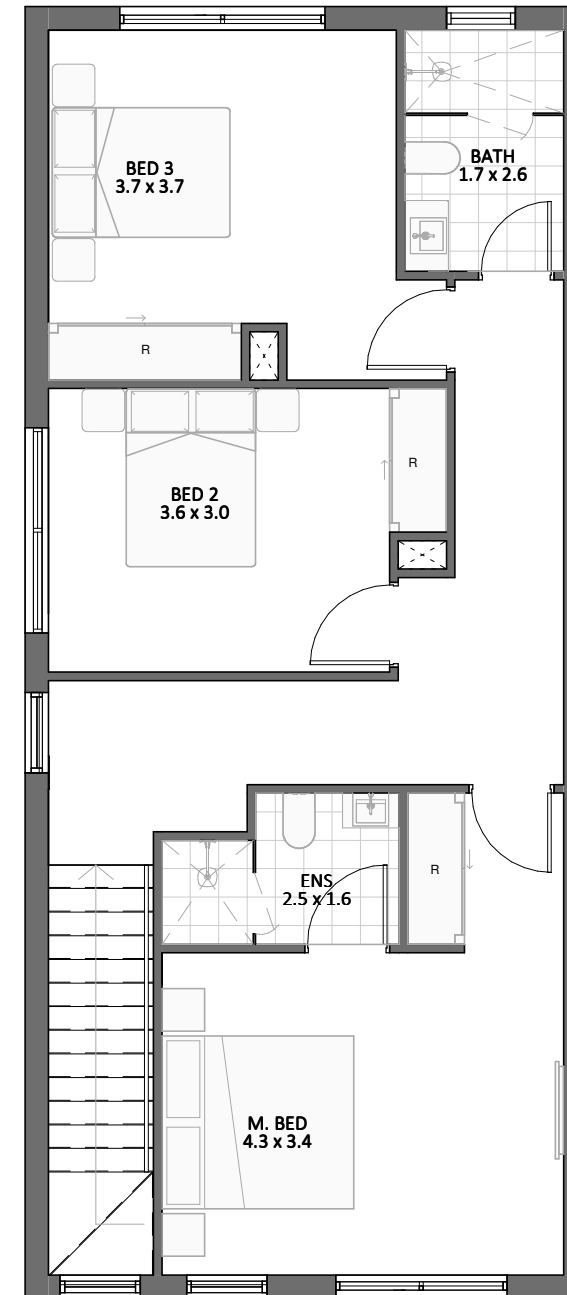
SITE PLAN

### KEY FEATURES:

1. ULTRA MODERN KITCHEN & BATH
2. ENERGY - EFFICIENT APPLIANCES
3. INNOVATIVE DESIGN
4. STEPS MAY BE INTRODUCED IN THE HOUSE & PLANS MAY BE MODIFIED A BIT, DEPENDING ON THE SITE PROFILE
5. ELEVATIONS ARE INDICATIVE



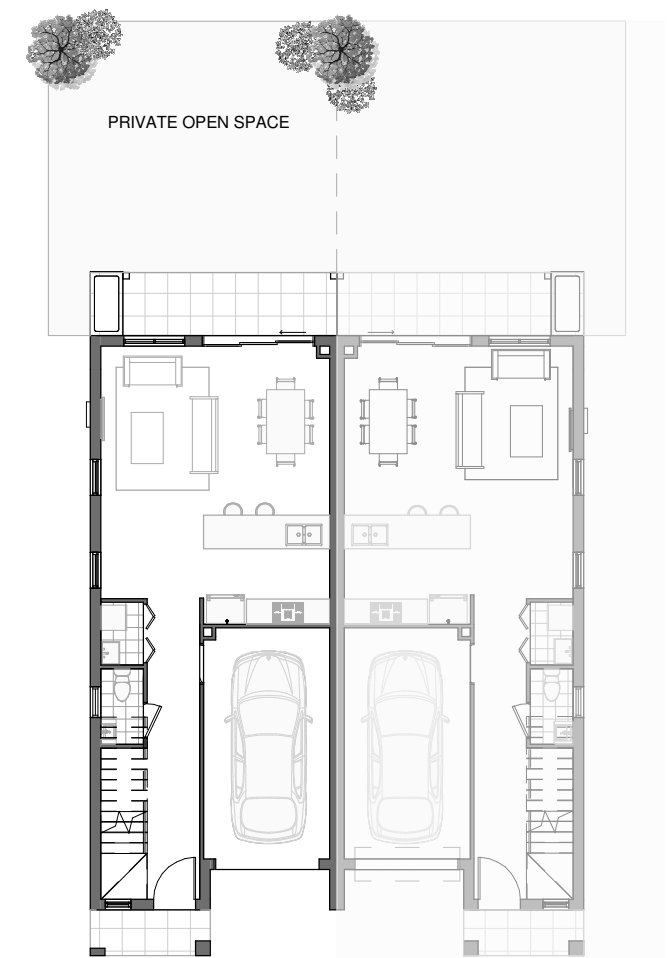
GROUND FLOOR PLAN



FIRST FLOOR PLAN



CONCEPTUAL ELEVATION



SITE PLAN

				GROUND FLOOR (INC. GARAGE & PORCH)	FIRST FLOOR	APPROX OPEN SPACE (INCLUDING PATIO)	CAR SPACE	TOTAL AREA
				72 m <sup>2</sup>	72 m <sup>2</sup>	52 m <sup>2</sup>	0 m <sup>2</sup>	196 m <sup>2</sup>

DISCLAIMER :- Area quoted to be used as guide only. This plan is for illustration purposes only. All information contained is gathered from sources deemed to be reliable. We have no doubt it is accurate however we cannot guarantee it. Areas are subject to final survey. Layout may change due to final council approval. The marketing plan and strata plan area will vary because of the different methods of calculation adopted. The marketing plan area is based on the floor areas while the strata plan area is based on Strata Schemes (Freehold Development) Act 1973. Note: Store(S), Robe(R), Linen(L), Bath fixtures, Laundry fixtures & Kitchen joinery fixtures, form part of sales package. TV and other items such as credenza, sofa, study desk, TV units & beds are not included as part of sale. Windows and doors sizes are indicative and subject to change based on legislative approval.

ELEVATIONS ARE SUBJECT TO CHANGE UNIT TO UNIT. DRIVEWAY/GARAGE MAY FLIP OTHER WAY AS PER UNIT PLACEMENT ON SITE/SITE CONDITIONS.EXTRA CAR PARK IS SUBJECT TO VARY UNIT TO UNIT AND IF UNIT IS ALLOTTED WITH EXTRA CAR PARK,THAT AREA WILL BE INCLUDED IN THE TOTAL AREA.PRIVATE OPEN SPACE IS SUBJECT TO CHANGE UNIT TO UNIT.BEDROOM DIMENSION INCLUDES THE ROBE.



## UNIT-12

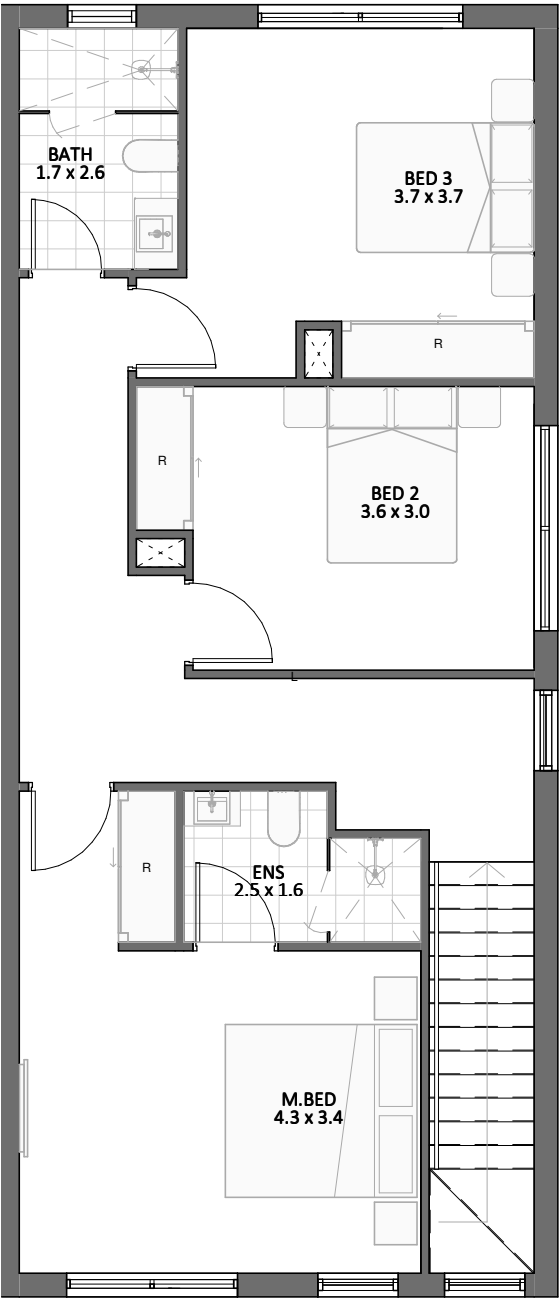
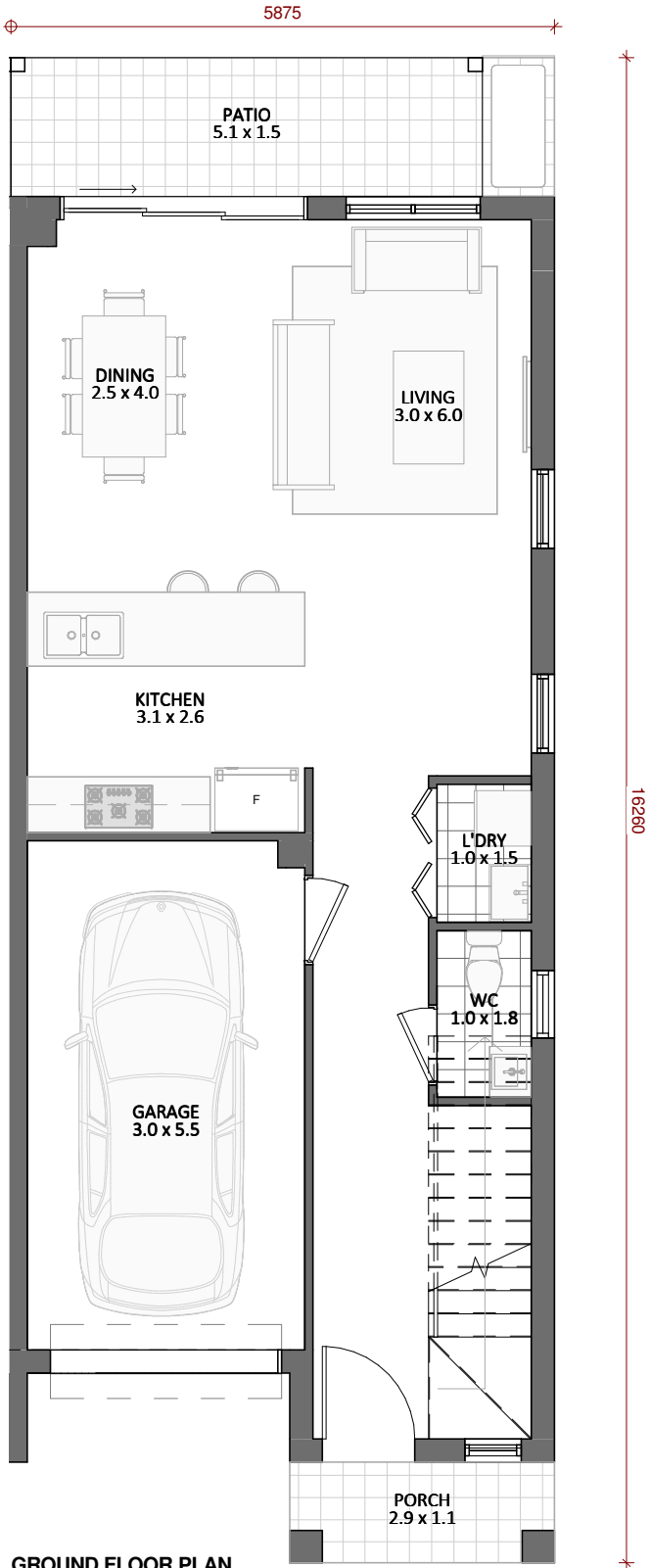
3 BEDROOM  
2 BATH  
1 CAR SPACE



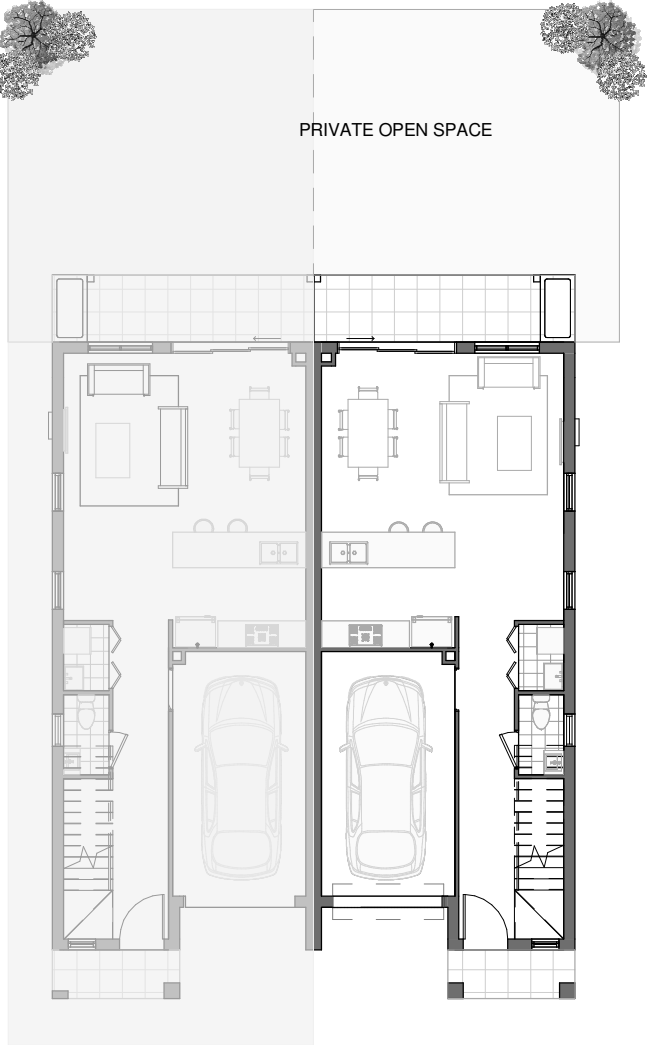
SITE PLAN

### KEY FEATURES:





1. ULTRA MODERN KITCHEN & BATH
2. ENERGY - EFFICIENT APPLIANCES
3. INNOVATIVE DESIGN
4. STEPS MAY BE INTRODUCED IN THE HOUSE & PLANS MAY BE MODIFIED A BIT, DEPENDING ON THE SITE PROFILE
5. ELEVATIONS ARE INDICATIVE



CONCEPTUAL ELEVATION



SITE PLAN

				GROUND FLOOR (INC. GARAGE & PORCH)	FIRST FLOOR	APPROX OPEN SPACE (INCLUDING PATIO)	CAR SPACE	TOTAL AREA
				72 m <sup>2</sup>	72 m <sup>2</sup>	51 m <sup>2</sup>	0 m <sup>2</sup>	195 m <sup>2</sup>

DISCLAIMER :- Area quoted to be used as guide only. This plan is for illustration purposes only. All information contained is gathered from sources deemed to be reliable. We have no doubt it is accurate however we cannot guarantee it. Areas are subject to final survey. Layout may change due to final council approval. The marketing plan and strata plan area will vary because of the different methods of calculation adopted. The marketing plan area is based on the floor areas while the strata plan area is based on Strata Schemes (Freehold Development) Act 1973. Note: Store(S), Robe(R), Linen(L), Bath fixtures, Laundry fixtures & Kitchen joinery fixtures, form part of sales package. TV and other items such as credenza, sofa, study desk, TV units & beds are not included as part of sale. Windows and doors sizes are indicative and subject to change based on legislative approval.

ELEVATIONS ARE SUBJECT TO CHANGE UNIT TO UNIT. DRIVEWAY/GARAGE MAY FLIP OTHER WAY AS PER UNIT PLACEMENT ON SITE/SITE CONDITIONS.EXTRA CAR PARK IS SUBJECT TO VARY UNIT TO UNIT AND IF UNIT IS ALLOTTED WITH EXTRA CAR PARK,THAT AREA WILL BE INCLUDED IN THE TOTAL AREA.PRIVATE OPEN SPACE IS SUBJECT TO CHANGE UNIT TO UNIT.BEDROOM DIMENSION INCLUDES THE ROBE.



## UNIT-13

4 BEDROOM

2 BATH

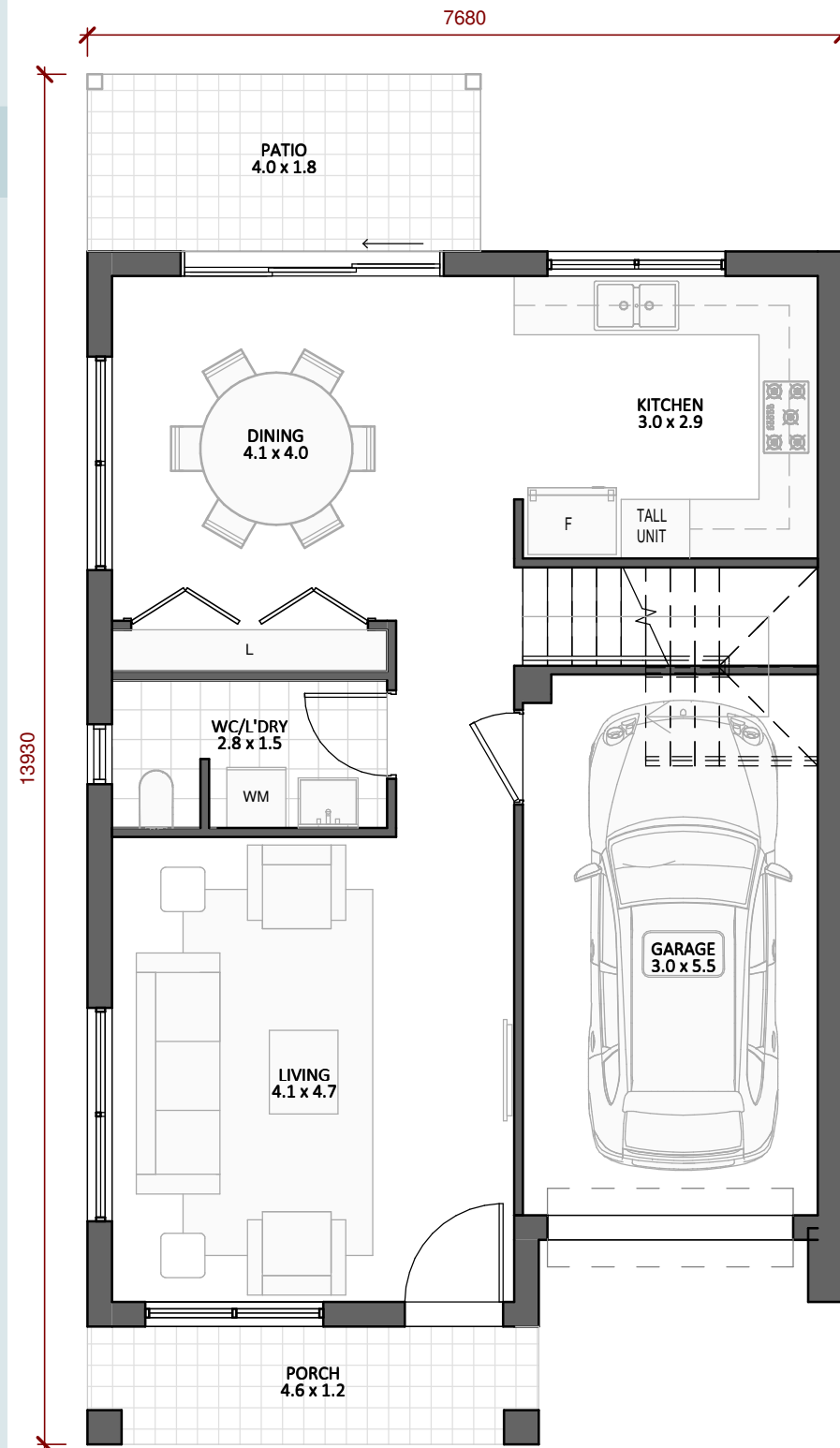
1 CAR SPACE



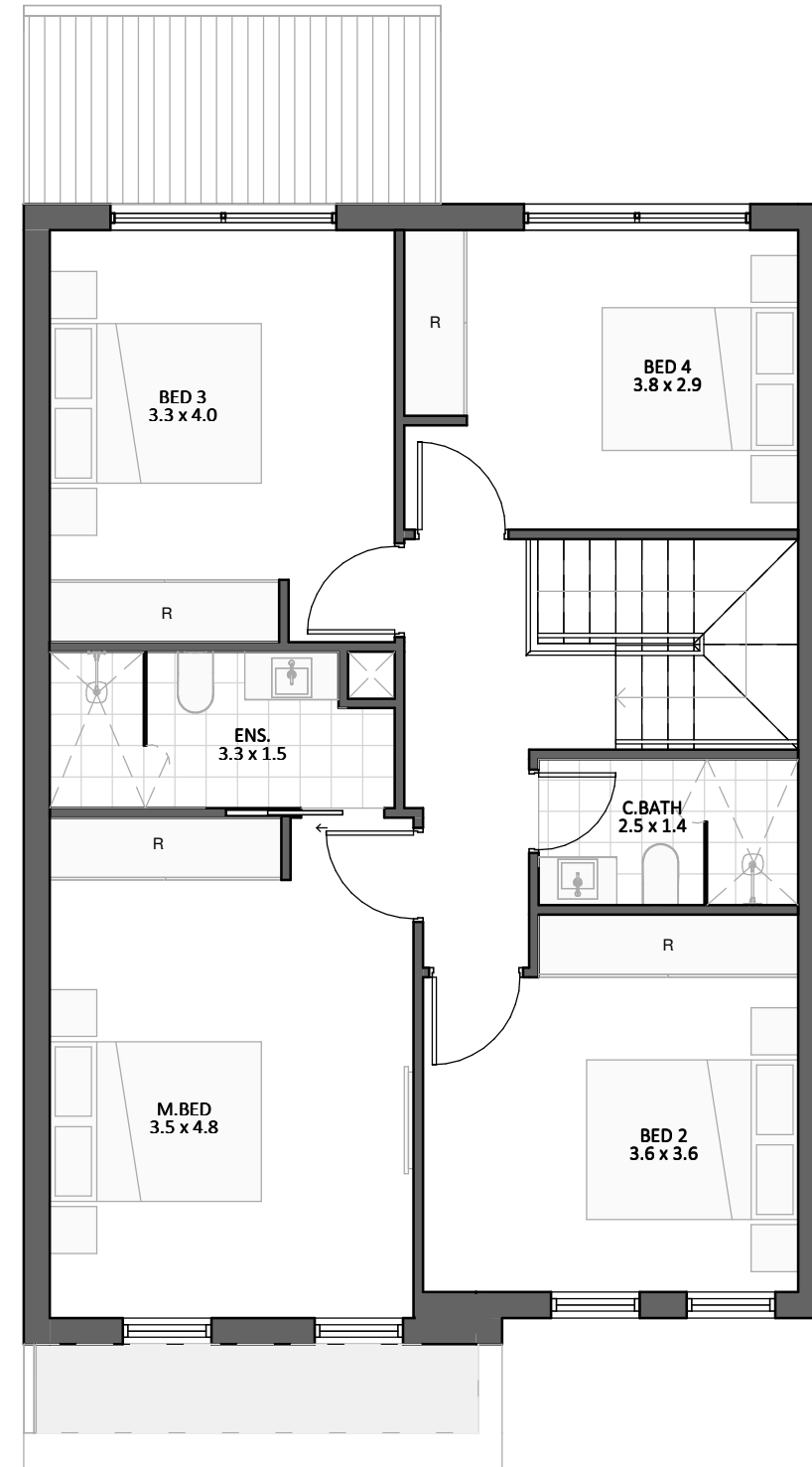
SITE PLAN

### KEY FEATURES:

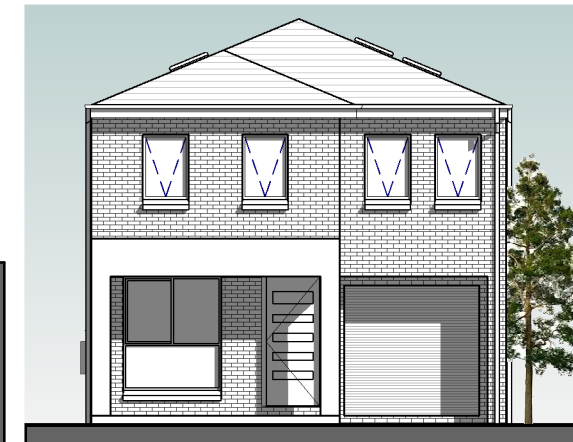
1. ULTRA MODERN KITCHEN & BATH
2. ENERGY - EFFICIENT APPLIANCES
3. INNOVATIVE DESIGN
4. STEPS MAY BE INTRODUCED IN THE HOUSE & PLANS MAY BE MODIFIED A BIT, DEPENDING ON THE SITE PROFILE
5. ELEVATIONS ARE INDICATIVE



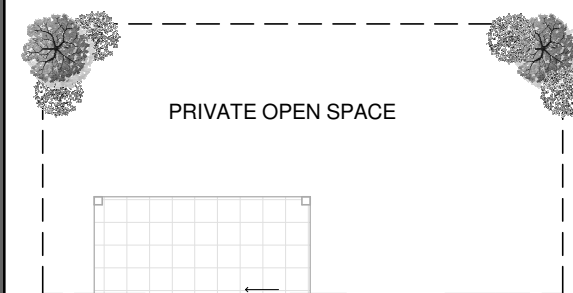
GROUND FLOOR PLAN



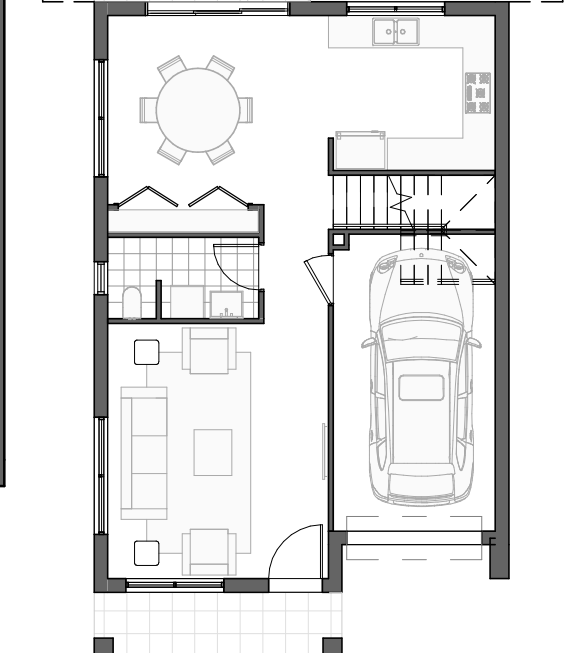
FIRST FLOOR PLAN



CONCEPTUAL ELEVATION



PRIVATE OPEN SPACE



PROPERTY PLAN

				GROUND FLOOR (INC. GARAGE & PORCH)	FIRST FLOOR	APPROX OPEN SPACE (INCLUDING PATIO)	CAR SPACE	TOTAL AREA
				78 m <sup>2</sup>	74 m <sup>2</sup>	48 m <sup>2</sup>	0 m <sup>2</sup>	200 m <sup>2</sup>

DISCLAIMER :- Area quoted to be used as guide only. This plan is for illustration purposes only. All information contained is gathered from sources deemed to be reliable. We have no doubt it is accurate however we cannot guarantee it. Areas are subject to final survey. Layout may change due to final council approval. The marketing plan and strata plan area will vary because of the different methods of calculation adopted. The marketing plan area is based on the floor areas while the strata plan area is based on Strata Schemes (Freehold Development) Act 1973. Note: Store(S), Robe(R), Linen(L), Bath fixtures, Laundry fixtures & Kitchen joinery fixtures, form part of sales package. TV and other items such as credenza, sofa, study desk, TV units & beds are not included as part of sale. Windows and doors sizes are indicative and subject to change based on legislative approval.

ELEVATIONS ARE SUBJECT TO CHANGE UNIT TO UNIT. DRIVEWAY/GARAGE MAY FLIP OTHER WAY AS PER UNIT PLACEMENT ON SITE/SITE CONDITIONS.EXTRA CAR PARK IS SUBJECT TO VARY UNIT TO UNIT AND IF UNIT IS ALLOTTED WITH EXTRA CAR PARK,THAT AREA WILL BE INCLUDED IN THE TOTAL AREA.PRIVATE OPEN SPACE IS SUBJECT TO CHANGE UNIT TO UNIT.BEDROOM DIMENSION INCLUDES THE ROBE.



## UNIT-14

5 BEDROOM

3 BATH

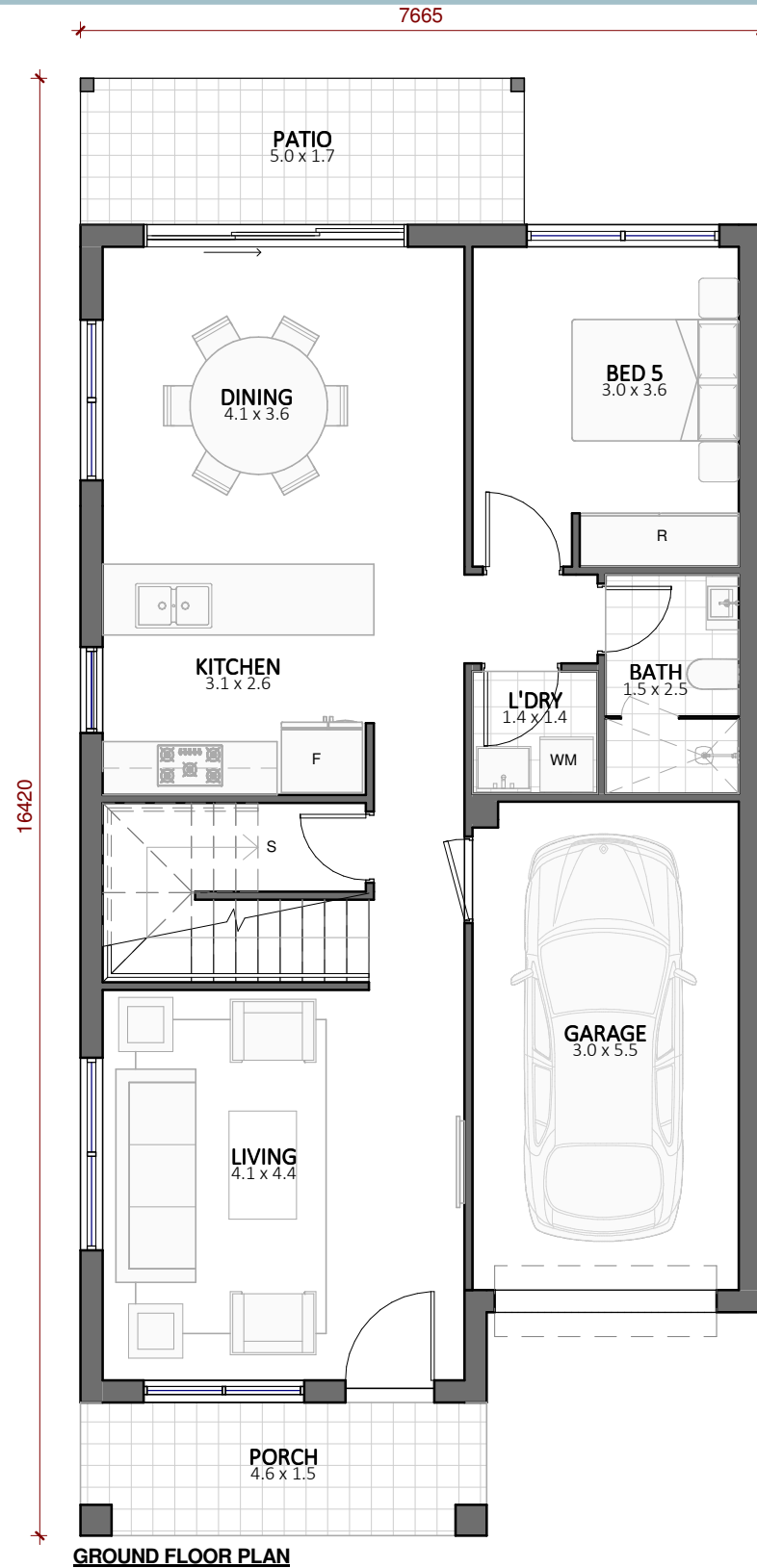
2 CAR SPACE



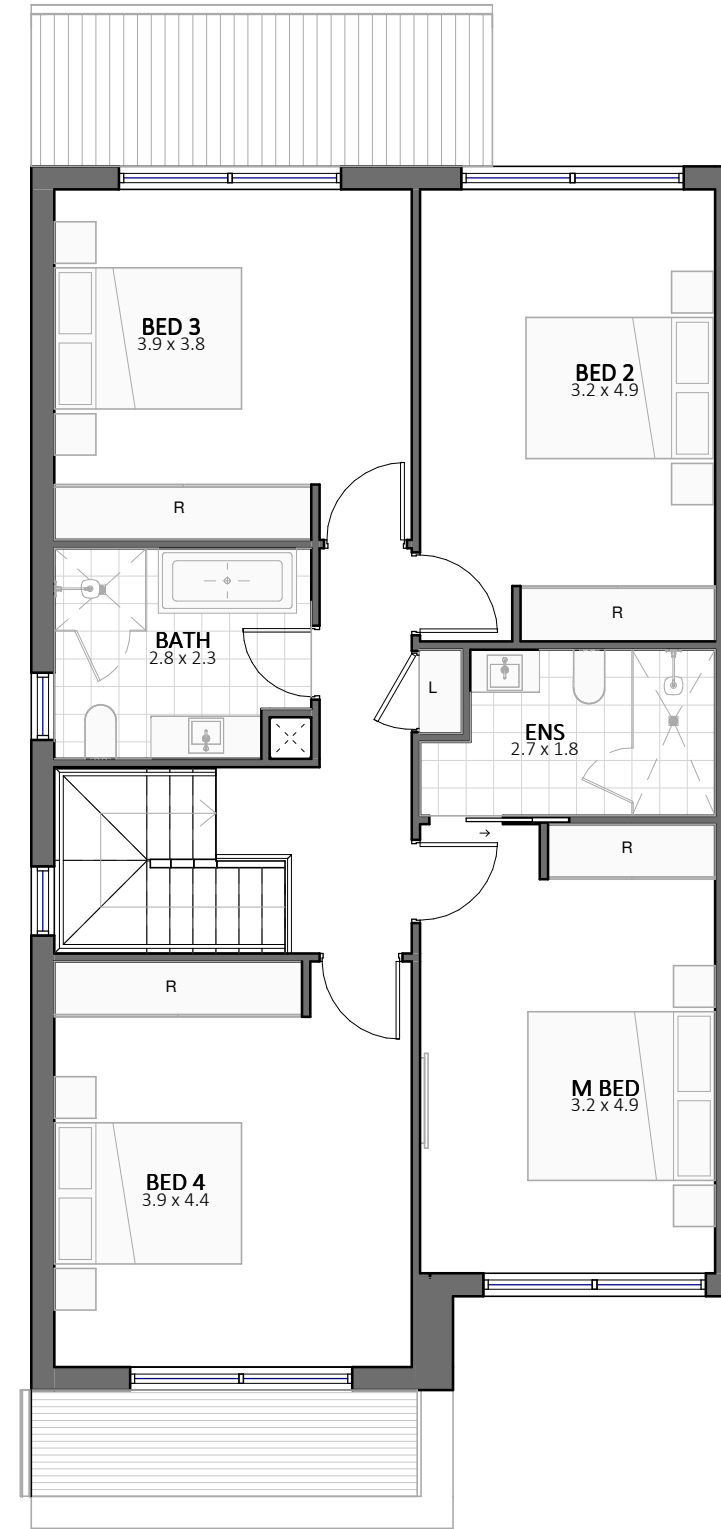
SITE PLAN

### KEY FEATURES:

1. ULTRA MODERN KITCHEN & BATH
2. ENERGY - EFFICIENT APPLIANCES
3. INNOVATIVE DESIGN
4. STEPS MAY BE INTRODUCED IN THE HOUSE & PLANS MAY BE MODIFIED A BIT, DEPENDING ON THE SITE PROFILE
5. ELEVATIONS ARE INDICATIVE



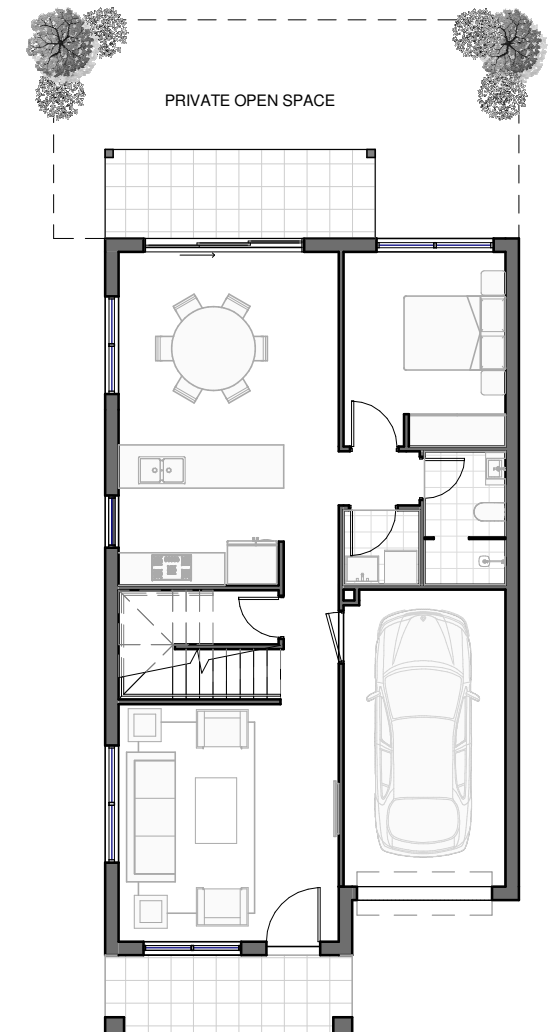
GROUND FLOOR PLAN







FIRST FLOOR PLAN



CONCEPTUAL ELEVATION



PROPERTY PLAN

				GROUND FLOOR (INC. GARAGE & PORCH)	FIRST FLOOR	APPROX OPEN SPACE (INCLUDING PATIO)	CAR SPACE	TOTAL AREA
5	3	1	1	95 m <sup>2</sup>	88 m <sup>2</sup>	34 m <sup>2</sup>	13 m <sup>2</sup>	230 m <sup>2</sup>

DISCLAIMER :- Area quoted to be used as guide only. This plan is for illustration purposes only. All information contained is gathered from sources deemed to be reliable. We have no doubt it is accurate however we cannot guarantee it. Areas are subject to final survey. Layout may change due to final council approval. The marketing plan and strata plan area will vary because of the different methods of calculation adopted. The marketing plan area is based on the floor areas while the strata plan area is based on Strata Schemes (Freehold Development) Act 1973. Note: Store(S), Robe(R), Linen(L), Bath fixtures, Laundry fixtures & Kitchen joinery fixtures, form part of sales package. TV and other items such as credenza, sofa, study desk, TV units & beds are not included as part of sale. Windows and doors sizes are indicative and subject to change based on legislative approval.

ELEVATIONS ARE SUBJECT TO CHANGE UNIT TO UNIT. DRIVEWAY/GARAGE MAY FLIP OTHER WAY AS PER UNIT PLACEMENT ON SITE/SITE CONDITIONS.EXTRA CAR PARK IS SUBJECT TO VARY UNIT TO UNIT AND IF UNIT IS ALLOTTED WITH EXTRA CAR PARK,THAT AREA WILL BE INCLUDED IN THE TOTAL AREA.PRIVATE OPEN SPACE IS SUBJECT TO CHANGE UNIT TO UNIT.BEDROOM DIMENSION INCLUDES THE ROBE.



## UNIT-15

4 BEDROOM

2 BATH

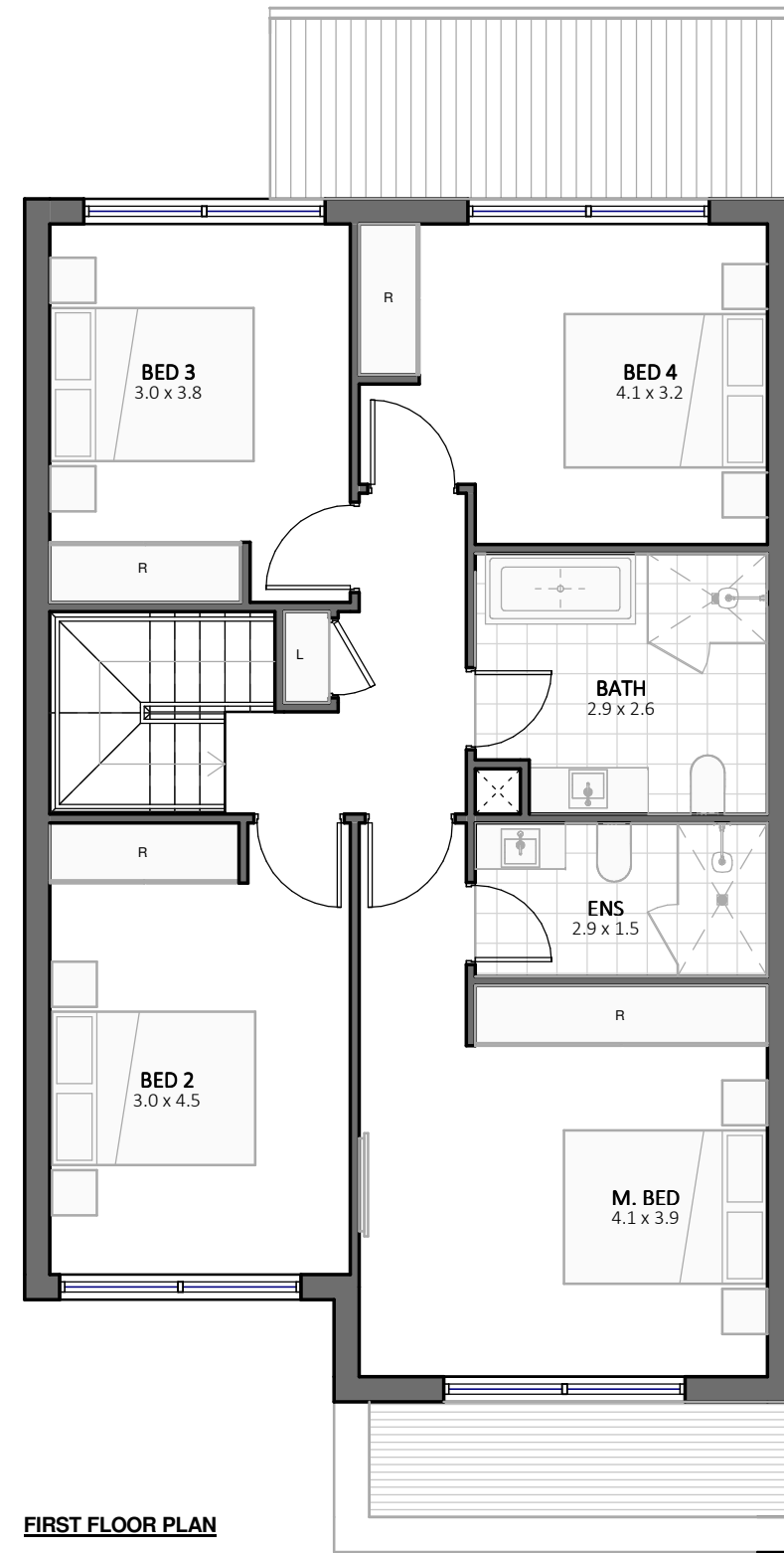
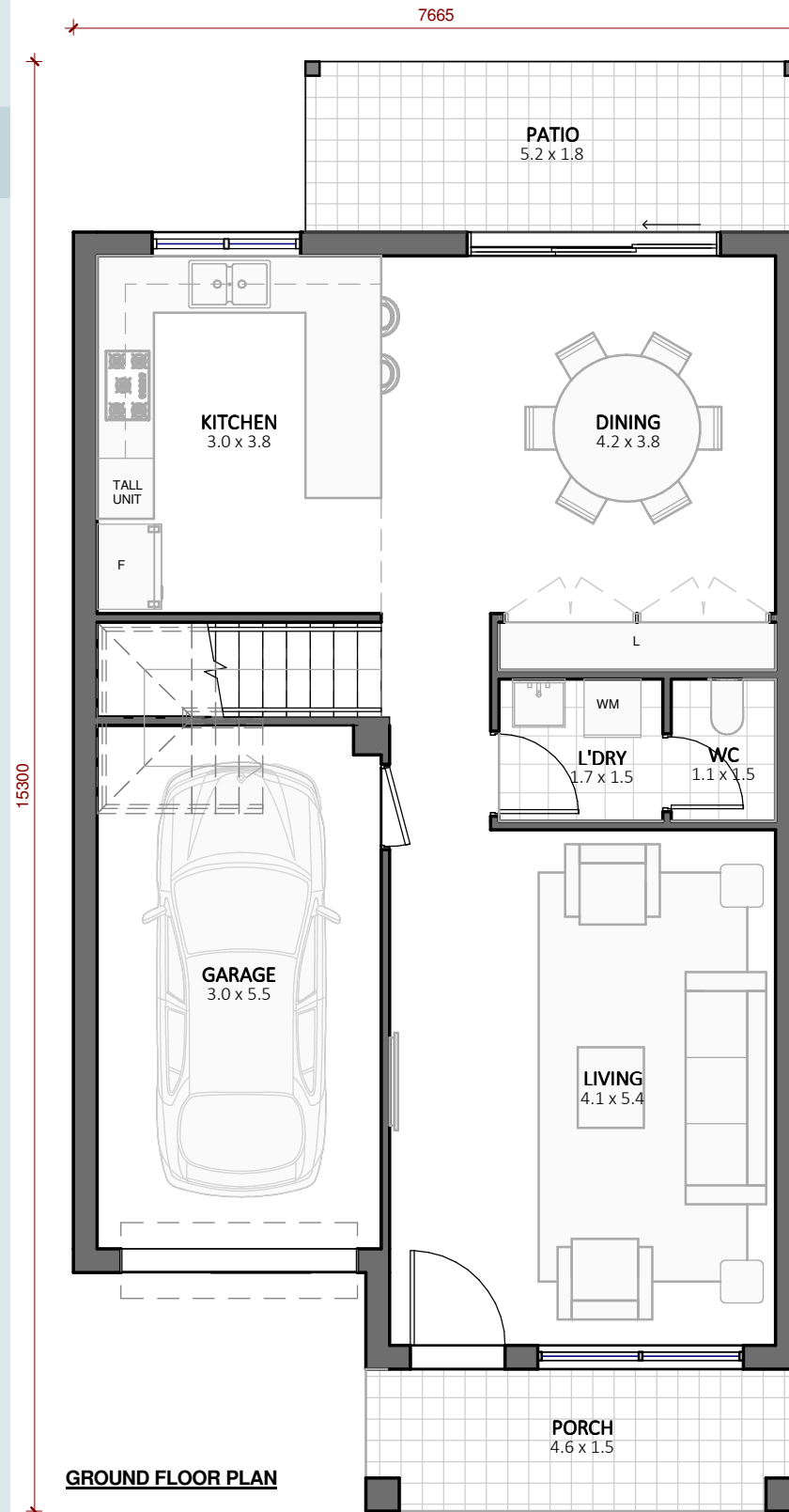
2 CAR SPACE



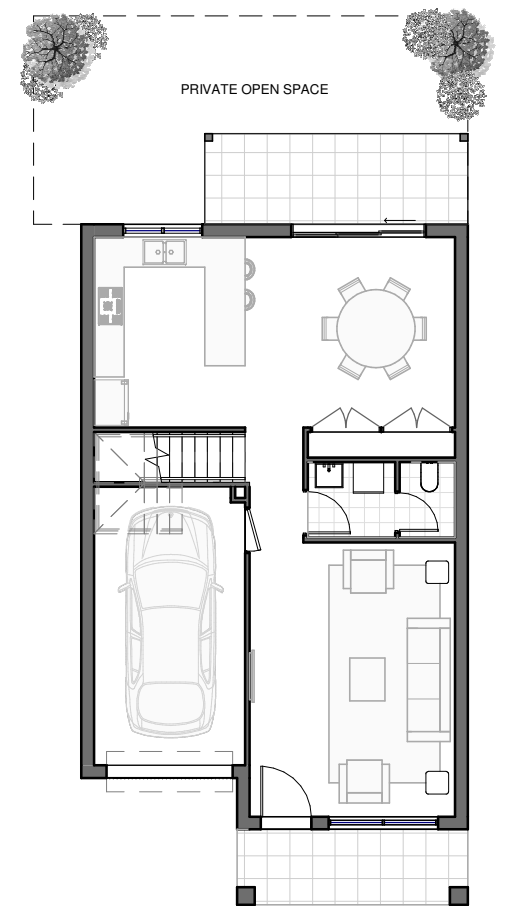
SITE PLAN

### KEY FEATURES:

1. ULTRA MODERN KITCHEN & BATH
2. ENERGY - EFFICIENT APPLIANCES
3. INNOVATIVE DESIGN
4. STEPS MAY BE INTRODUCED IN THE HOUSE & PLANS MAY BE MODIFIED A BIT, DEPENDING ON THE SITE PROFILE
5. ELEVATIONS ARE INDICATIVE



CONCEPTUAL ELEVATION



PROPERTY PLAN

				GROUND FLOOR (INC. GARAGE & PORCH)	FIRST FLOOR	APPROX OPEN SPACE (INCLUDING PATIO)	CAR SPACE	TOTAL AREA
4	2	1	1	86 m <sup>2</sup>	79 m <sup>2</sup>	36 m <sup>2</sup>	13 m <sup>2</sup>	214 m <sup>2</sup>

DISCLAIMER :- Area quoted to be used as guide only. This plan is for illustration purposes only. All information contained is gathered from sources deemed to be reliable. We have no doubt it is accurate however we cannot guarantee it. Areas are subject to final survey. Layout may change due to final council approval. The marketing plan and strata plan area will vary because of the different methods of calculation adopted. The marketing plan area is based on the floor areas while the strata plan area is based on Strata Schemes (Freehold Development) Act 1973. Note: Store(S), Robe(R), Linen(L), Bath fixtures, Laundry fixtures & Kitchen joinery fixtures, form part of sales package. TV and other items such as credenza, sofa, study desk, TV units & beds are not included as part of sale. Windows and doors sizes are indicative and subject to change based on legislative approval.

ELEVATIONS ARE SUBJECT TO CHANGE UNIT TO UNIT. DRIVEWAY/GARAGE MAY FLIP OTHER WAY AS PER UNIT PLACEMENT ON SITE/SITE CONDITIONS.EXTRA CAR PARK IS SUBJECT TO VARY UNIT TO UNIT AND IF UNIT IS ALLOTTED WITH EXTRA CAR PARK,THAT AREA WILL BE INCLUDED IN THE TOTAL AREA.PRIVATE OPEN SPACE IS SUBJECT TO CHANGE UNIT TO UNIT.BEDROOM DIMENSION INCLUDES THE ROBE.



## UNIT-16

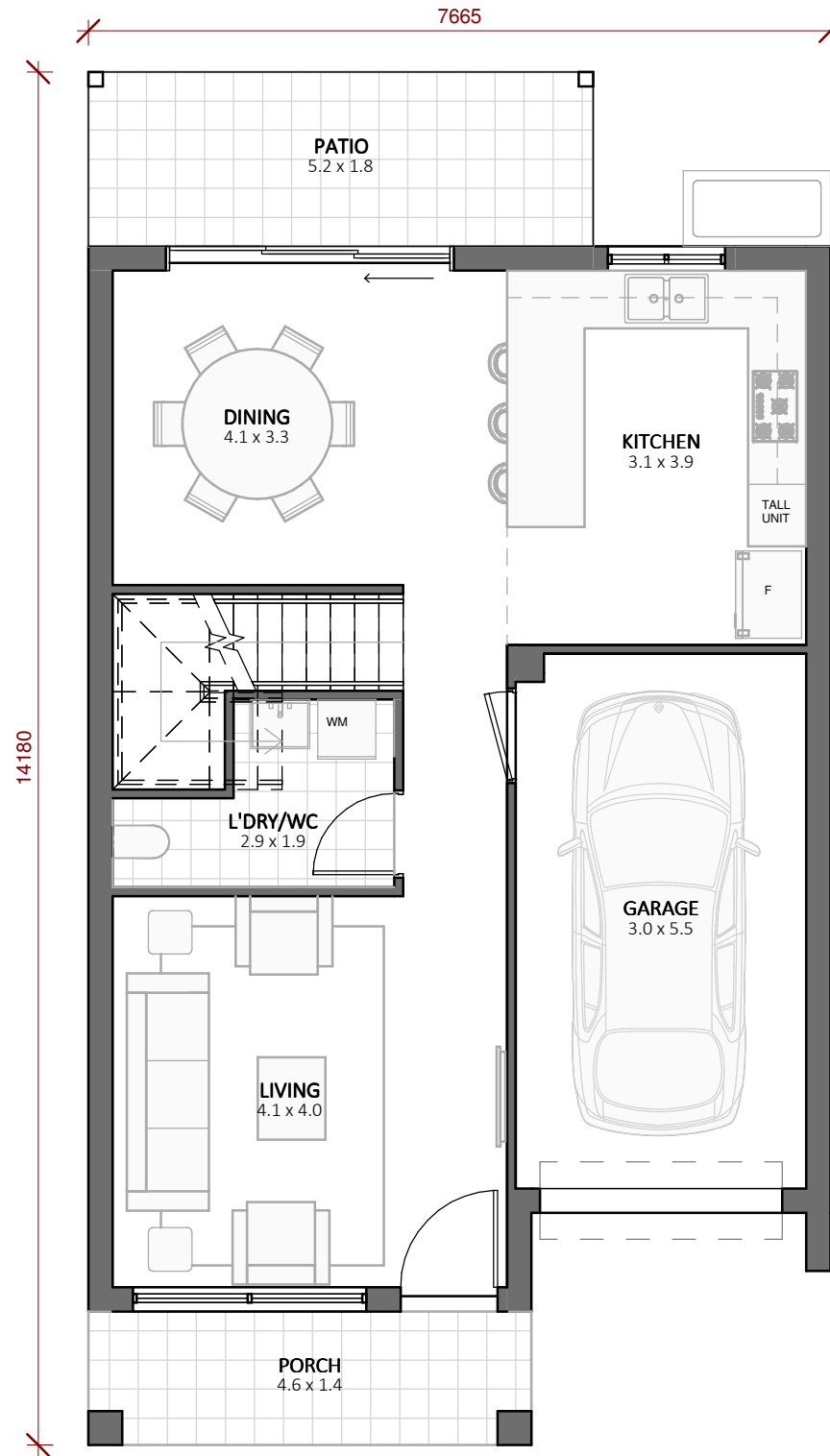
4 BEDROOM  
2 BATH  
2 CAR SPACE



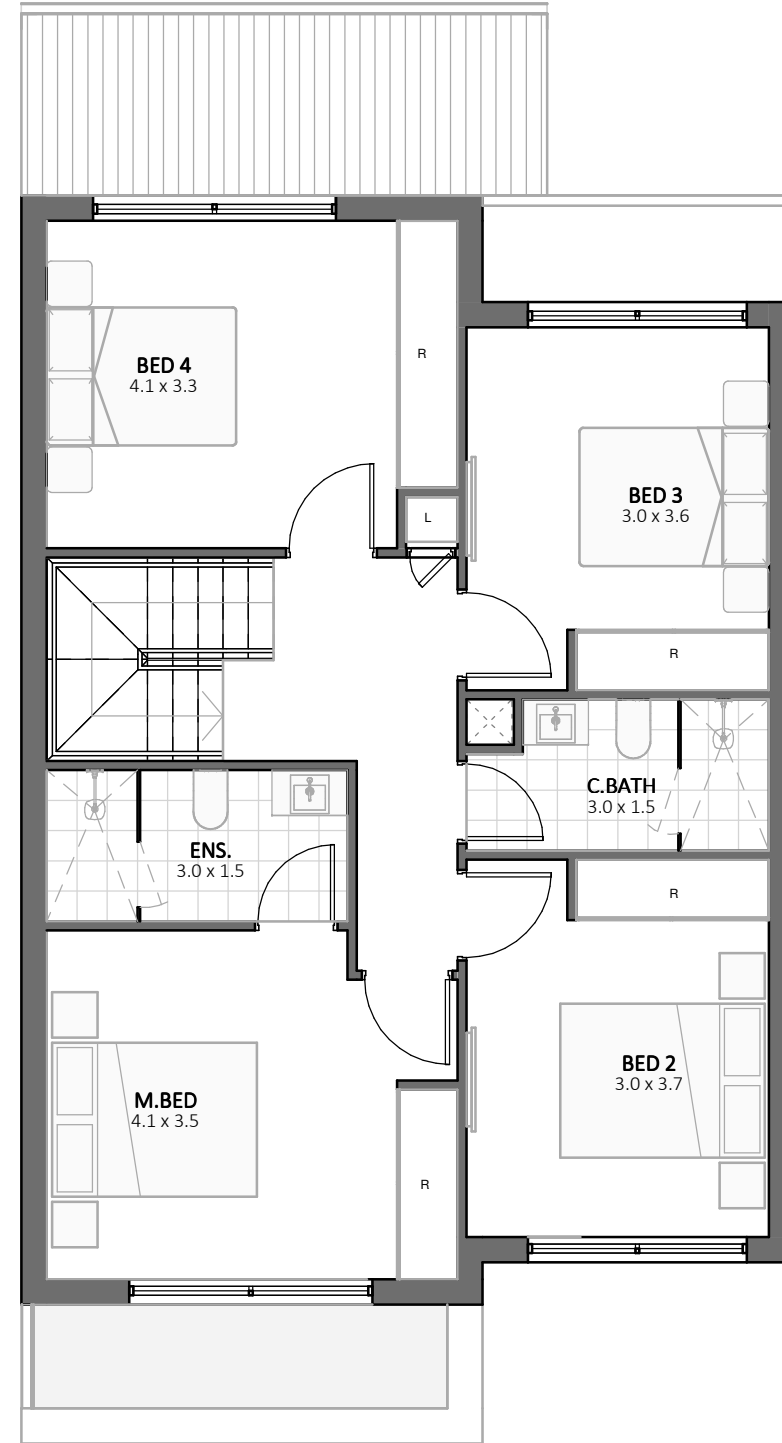
SITE PLAN

### KEY FEATURES:

1. ULTRA MODERN KITCHEN & BATH
2. ENERGY - EFFICIENT APPLIANCES
3. INNOVATIVE DESIGN
4. STEPS MAY BE INTRODUCED IN THE HOUSE & PLANS MAY BE MODIFIED A BIT, DEPENDING ON THE SITE PROFILE
5. ELEVATIONS ARE INDICATIVE



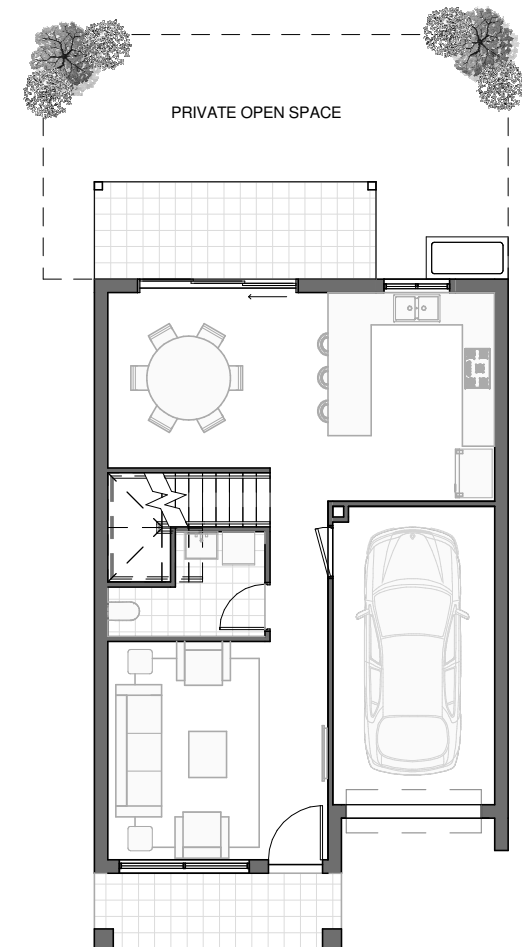
GROUND FLOOR PLAN







FIRST FLOOR PLAN



CONCEPTUAL ELEVATION



PROPERTY PLAN

				GROUND FLOOR (INC. GARAGE & PORCH)	FIRST FLOOR	APPROX OPEN SPACE (INCLUDING PATIO)	CAR SPACE	TOTAL AREA
				78 m <sup>2</sup>	71 m <sup>2</sup>	39 m <sup>2</sup>	13 m <sup>2</sup>	201 m <sup>2</sup>

DISCLAIMER :- Area quoted to be used as guide only. This plan is for illustration purposes only. All information contained is gathered from sources deemed to be reliable. We have no doubt it is accurate however we cannot guarantee it. Areas are subject to final survey. Layout may change due to final council approval. The marketing plan and strata plan area will vary because of the different methods of calculation adopted. The marketing plan area is based on the floor areas while the strata plan area is based on Strata Schemes (Freehold Development) Act 1973. Note: Store(S), Robe(R), Linen(L), Bath fixtures, Laundry fixtures & Kitchen joinery fixtures, form part of sales package. TV and other items such as credenza, sofa, study desk, TV units & beds are not included as part of sale. Windows and doors sizes are indicative and subject to change based on legislative approval.

ELEVATIONS ARE SUBJECT TO CHANGE UNIT TO UNIT. DRIVEWAY/GARAGE MAY FLIP OTHER WAY AS PER UNIT PLACEMENT ON SITE/SITE CONDITIONS.EXTRA CAR PARK IS SUBJECT TO VARY UNIT TO UNIT AND IF UNIT IS ALLOTTED WITH EXTRA CAR PARK,THAT AREA WILL BE INCLUDED IN THE TOTAL AREA.PRIVATE OPEN SPACE IS SUBJECT TO CHANGE UNIT TO UNIT.BEDROOM DIMENSION INCLUDES THE ROBE.



## UNIT-17

4 BEDROOM

2 BATH

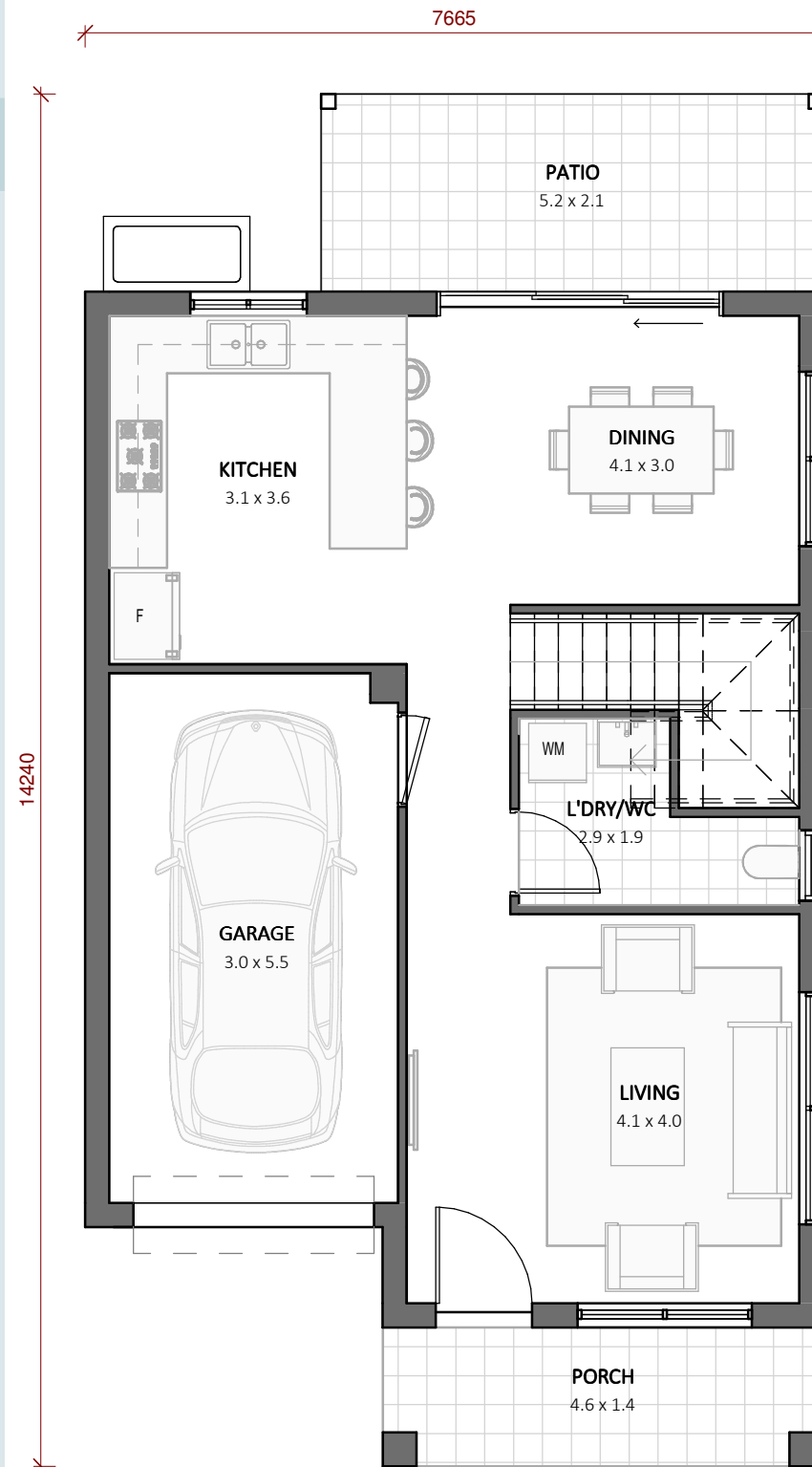
2 CAR SPACE



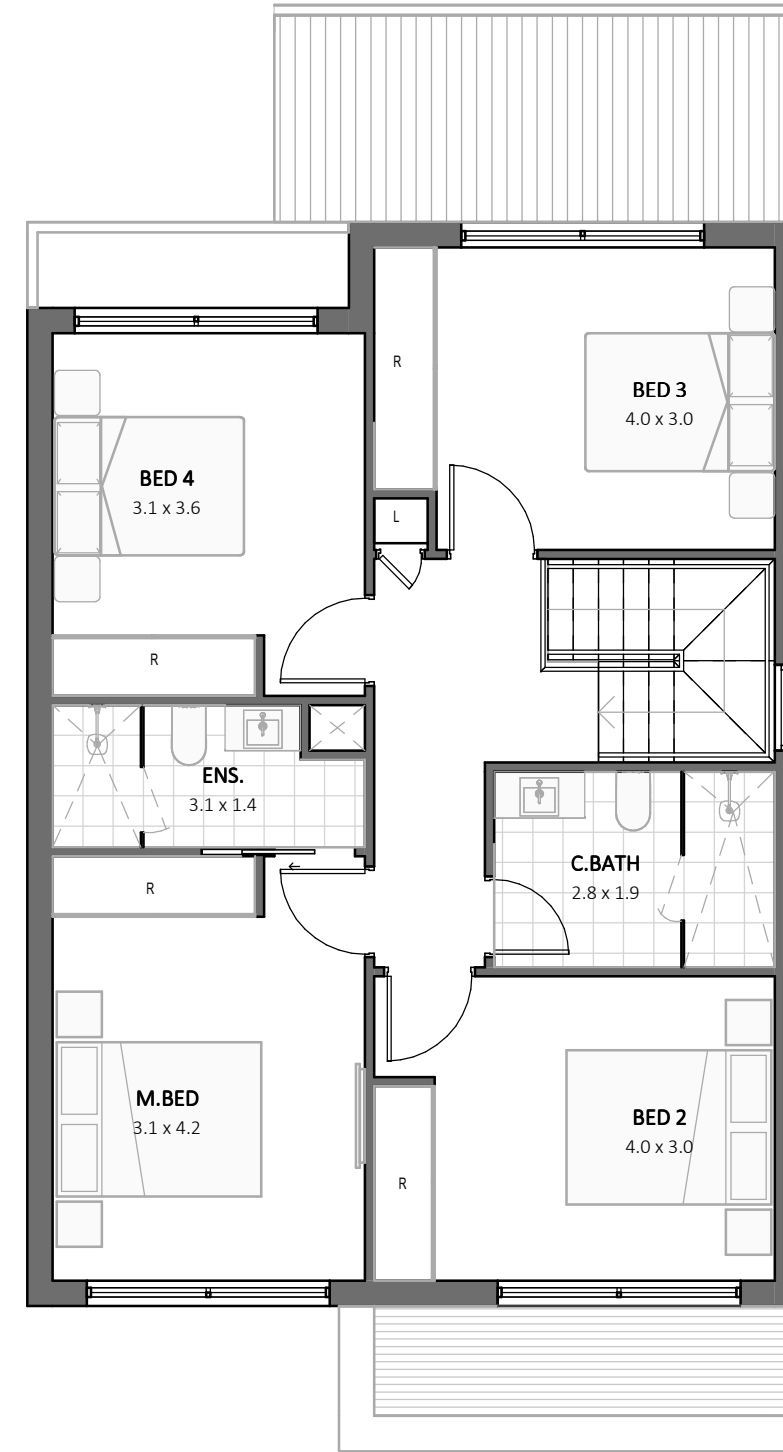
SITE PLAN

### KEY FEATURES:

1. ULTRA MODERN KITCHEN & BATH
2. ENERGY - EFFICIENT APPLIANCES
3. INNOVATIVE DESIGN
4. STEPS MAY BE INTRODUCED IN THE HOUSE & PLANS MAY BE MODIFIED A BIT, DEPENDING ON THE SITE PROFILE
5. ELEVATIONS ARE INDICATIVE



GROUND FLOOR PLAN







FIRST FLOOR PLAN



CONCEPTUAL ELEVATION



PROPERTY PLAN

				GROUND FLOOR (INC. GARAGE & PORCH)	FIRST FLOOR	APPROX OPEN SPACE (INCLUDING PATIO)	CAR SPACE	TOTAL AREA
4	2	1	1	77 m <sup>2</sup>	71 m <sup>2</sup>	34 m <sup>2</sup>	13 m <sup>2</sup>	195 m <sup>2</sup>

DISCLAIMER :- Area quoted to be used as guide only. This plan is for illustration purposes only. All information contained is gathered from sources deemed to be reliable. We have no doubt it is accurate however we cannot guarantee it. Areas are subject to final survey. Layout may change due to final council approval. The marketing plan and strata plan area will vary because of the different methods of calculation adopted. The marketing plan area is based on the floor areas while the strata plan area is based on Strata Schemes (Freehold Development) Act 1973. Note: Store(S), Robe(R), Linen(L), Bath fixtures, Laundry fixtures & Kitchen joinery fixtures, form part of sales package. TV and other items such as credenza, sofa, study desk, TV units & beds are not included as part of sale. Windows and doors sizes are indicative and subject to change based on legislative approval.

ELEVATIONS ARE SUBJECT TO CHANGE UNIT TO UNIT. DRIVEWAY/GARAGE MAY FLIP OTHER WAY AS PER UNIT PLACEMENT ON SITE/SITE CONDITIONS.EXTRA CAR PARK IS SUBJECT TO VARY UNIT TO UNIT AND IF UNIT IS ALLOTTED WITH EXTRA CAR PARK,THAT AREA WILL BE INCLUDED IN THE TOTAL AREA.PRIVATE OPEN SPACE IS SUBJECT TO CHANGE UNIT TO UNIT.BEDROOM DIMENSION INCLUDES THE ROBE.



## UNIT-18

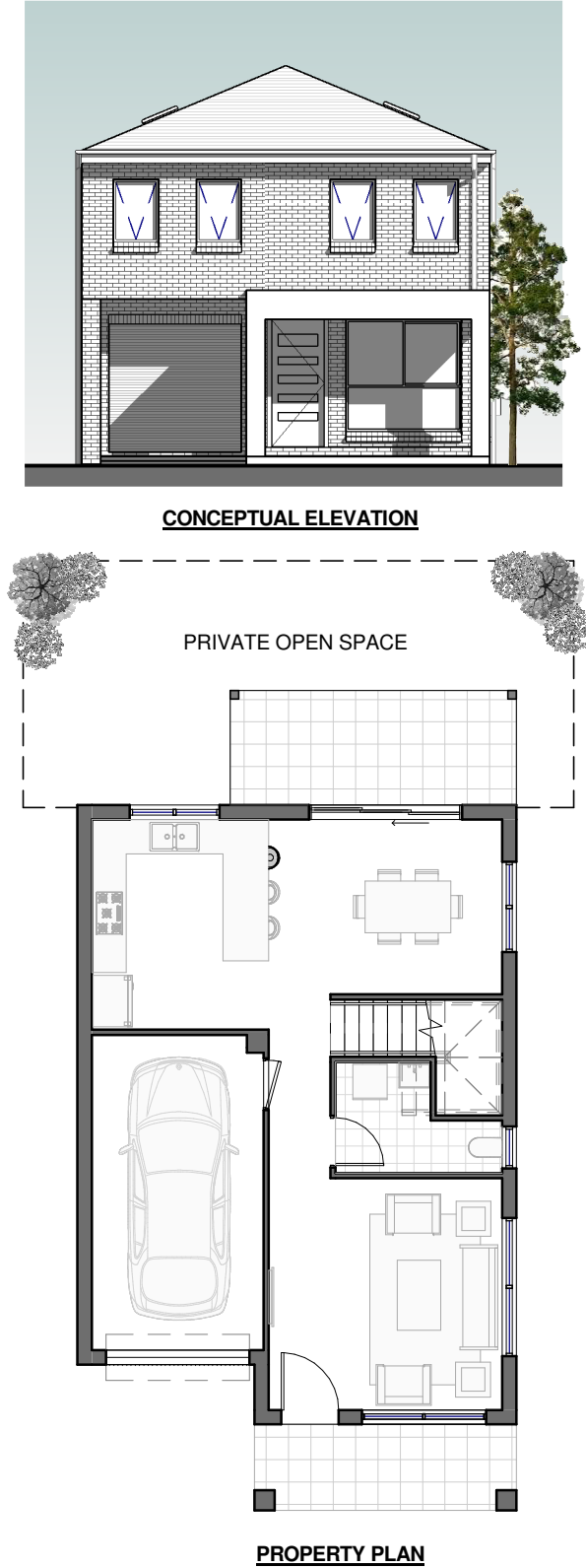
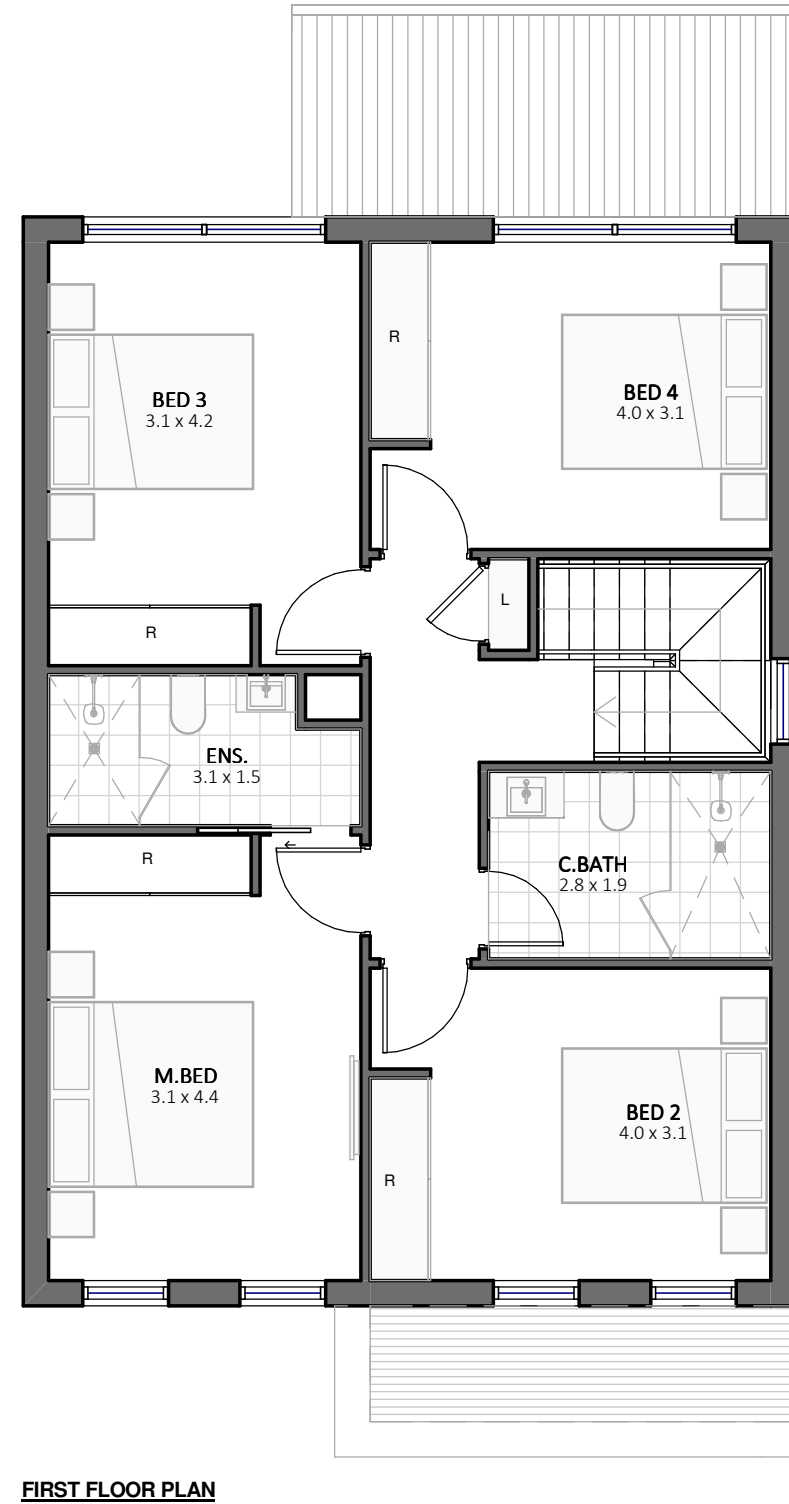
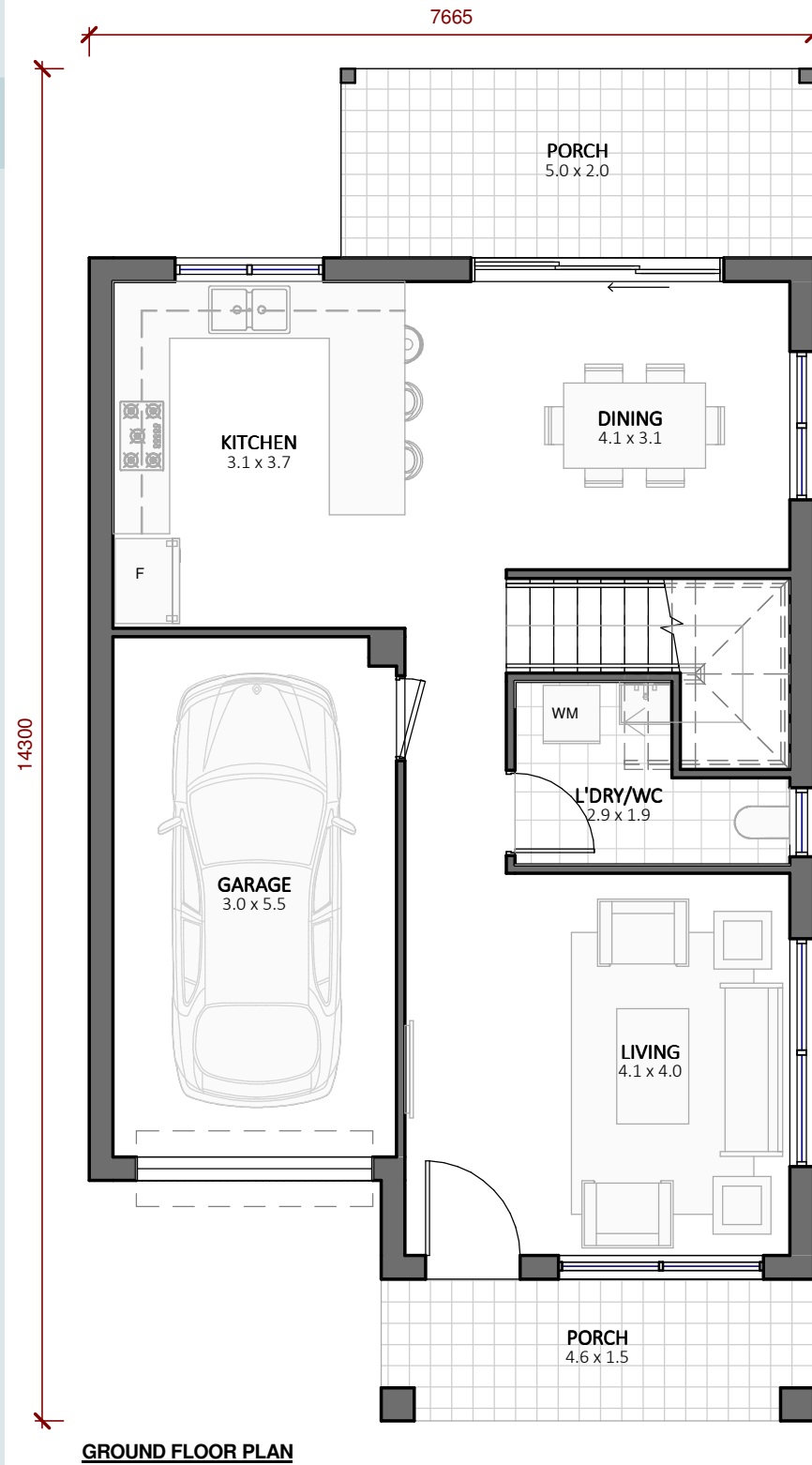
**4 BEDROOM**  
**2 BATH**  
**1 CAR SPACE**







**SITE PLAN**

**KEY FEATURES:**

1. ULTRA MODERN KITCHEN & BATH
2. ENERGY - EFFICIENT APPLIANCES
3. INNOVATIVE DESIGN
4. STEPS MAY BE INTRODUCED IN THE HOUSE & PLANS MAY BE MODIFIED A BIT, DEPENDING ON THE SITE PROFILE
5. ELEVATIONS ARE INDICATIVE



				GROUND FLOOR (INC. GARAGE & PORCH)	FIRST FLOOR	APPROX OPEN SPACE (INCLUDING PATIO)	CAR SPACE	TOTAL AREA
4	2	1	0	77 m <sup>2</sup>	74 m <sup>2</sup>	41 m <sup>2</sup>	0 m <sup>2</sup>	192 m <sup>2</sup>

DISCLAIMER :- Area quoted to be used as guide only. This plan is for illustration purposes only. All information contained is gathered from sources deemed to be reliable. We have no doubt it is accurate however we cannot guarantee it. Areas are subject to final survey. Layout may change due to final council approval. The marketing plan and strata plan area will vary because of the different methods of calculation adopted. The marketing plan area is based on the floor areas while the strata plan area is based on Strata Schemes (Freehold Development) Act 1973. Note: Store(S), Robe(R), Linen(L), Bath fixtures, Laundry fixtures & Kitchen joinery fixtures, form part of sales package. TV and other items such as credenza, sofa, study desk, TV units & beds are not included as part of sale. Windows and doors sizes are indicative and subject to change based on legislative approval.

ELEVATIONS ARE SUBJECT TO CHANGE UNIT TO UNIT. DRIVEWAY/GARAGE MAY FLIP OTHER WAY AS PER UNIT PLACEMENT ON SITE/SITE CONDITIONS.EXTRA CAR PARK IS SUBJECT TO VARY UNIT TO UNIT AND IF UNIT IS ALLOTTED WITH EXTRA CAR PARK,THAT AREA WILL BE INCLUDED IN THE TOTAL AREA.PRIVATE OPEN SPACE IS SUBJECT TO CHANGE UNIT TO UNIT.BEDROOM DIMENSION INCLUDES THE ROBE.

## UNIT-19

4 BEDROOM

2 BATH

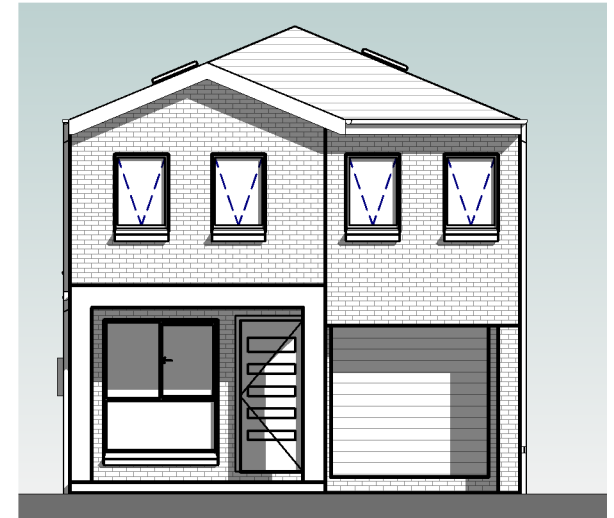
1 CAR SPACE



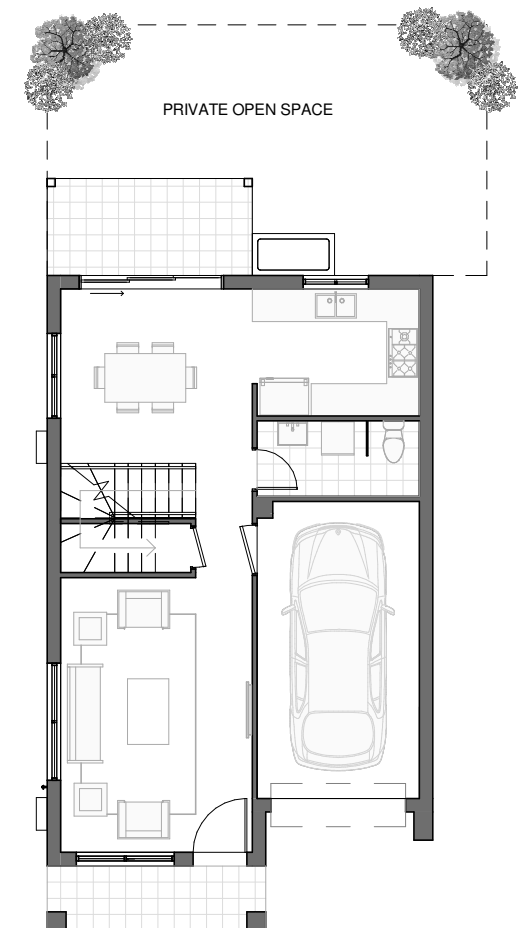
SITE PLAN

### KEY FEATURES:

1. ULTRA MODERN KITCHEN & BATH
2. ENERGY - EFFICIENT APPLIANCES
3. INNOVATIVE DESIGN
4. STEPS MAY BE INTRODUCED IN THE HOUSE & PLANS MAY BE MODIFIED A BIT, DEPENDING ON THE SITE PROFILE
5. ELEVATIONS ARE INDICATIVE



CONCEPTUAL ELEVATION



PROPERTY PLAN

4	2	1	0	GROUND FLOOR (INC. GARAGE & PORCH)	FIRST FLOOR	APPROX OPEN SPACE (INCLUDING PATIO)	CAR SPACE	TOTAL AREA
4	2	1	0	78 m <sup>2</sup>	71 m <sup>2</sup>	39 m <sup>2</sup>	0 m <sup>2</sup>	188 m <sup>2</sup>

DISCLAIMER :- Area quoted to be used as guide only. This plan is for illustration purposes only. All information contained is gathered from sources deemed to be reliable. We have no doubt it is accurate however we cannot guarantee it. Areas are subject to final survey. Layout may change due to final council approval. The marketing plan and strata plan area will vary because of the different methods of calculation adopted. The marketing plan area is based on the floor areas while the strata plan area is based on Strata Schemes (Freehold Development) Act 1973. Note: Store(S), Robe(R), Linen(L), Bath fixtures, Laundry fixtures & Kitchen joinery fixtures, form part of sales package. TV and other items such as credenza, sofa, study desk, TV units & beds are not included as part of sale. Windows and doors sizes are indicative and subject to change based on legislative approval.

ELEVATIONS ARE SUBJECT TO CHANGE UNIT TO UNIT. DRIVEWAY/GARAGE MAY FLIP OTHER WAY AS PER UNIT PLACEMENT ON SITE/SITE CONDITIONS.EXTRA CAR PARK IS SUBJECT TO VARY UNIT TO UNIT AND IF UNIT IS ALLOTTED WITH EXTRA CAR PARK,THAT AREA WILL BE INCLUDED IN THE TOTAL AREA.PRIVATE OPEN SPACE IS SUBJECT TO CHANGE UNIT TO UNIT.BEDROOM DIMENSION INCLUDES THE ROBE.



## UNIT-20

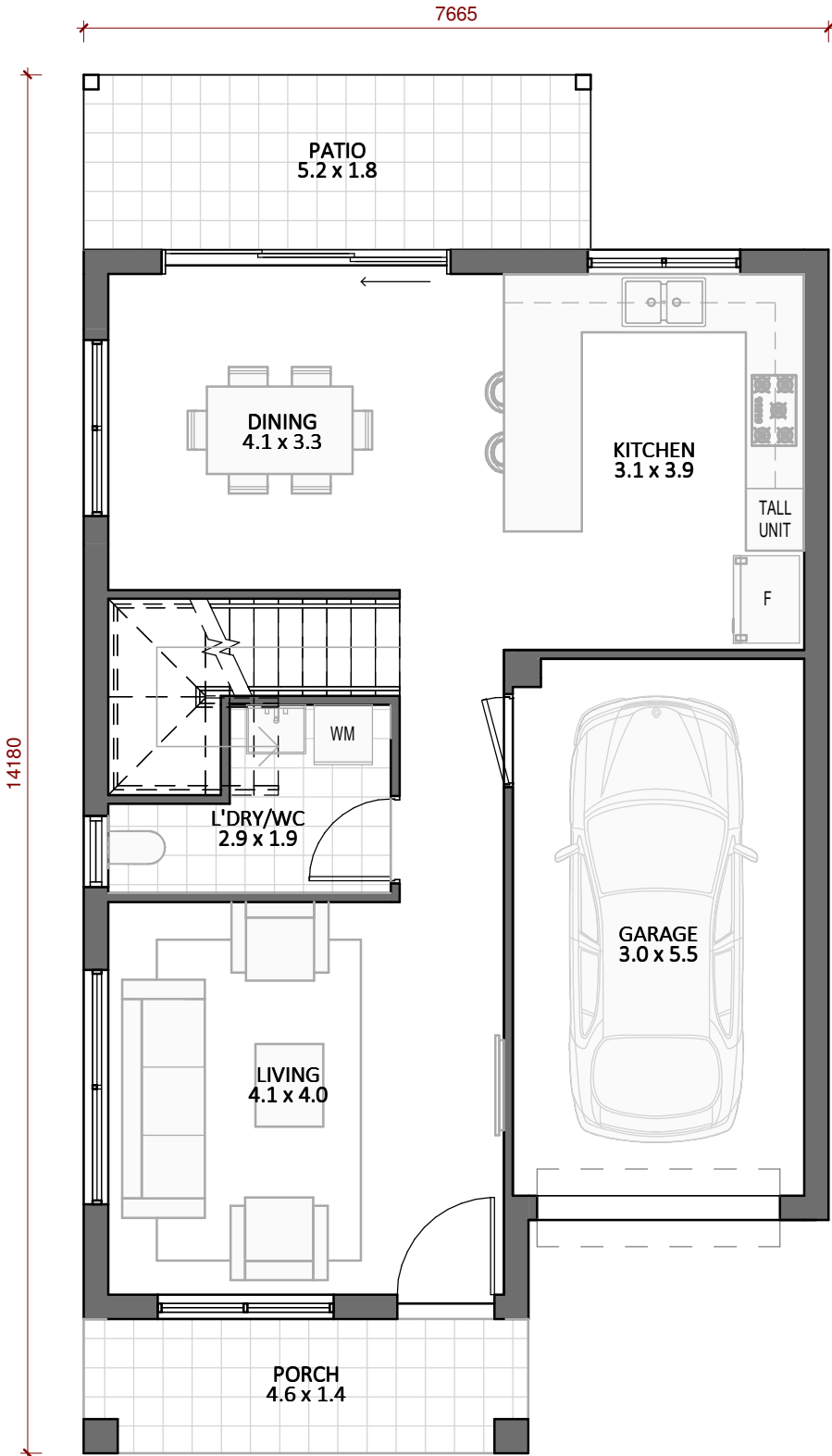
4 BEDROOM  
2 BATH  
2 CAR SPACE



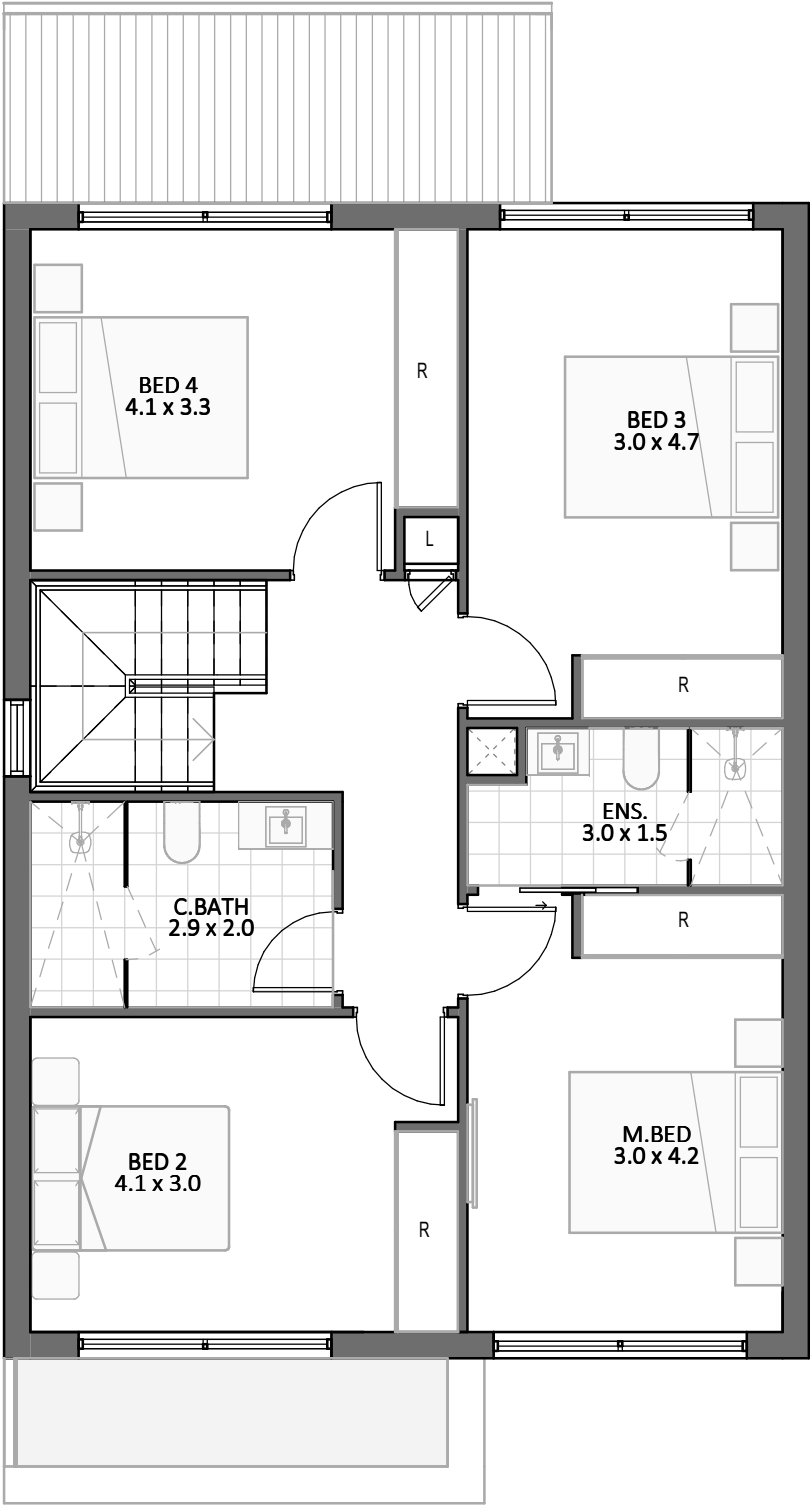
SITE PLAN

### KEY FEATURES:

1. ULTRA MODERN KITCHEN & BATH
2. ENERGY - EFFICIENT APPLIANCES
3. INNOVATIVE DESIGN
4. STEPS MAY BE INTRODUCED IN THE HOUSE & PLANS MAY BE MODIFIED A BIT, DEPENDING ON THE SITE PROFILE
5. ELEVATIONS ARE INDICATIVE



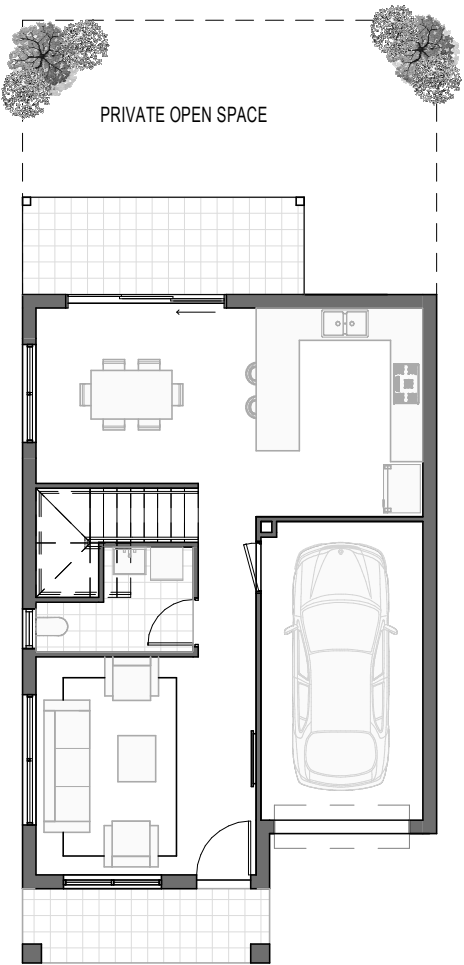
GROUND FLOOR PLAN



FIRST FLOOR PLAN



CONCEPTUAL ELEVATION



PROPERTY PLAN

4	2	1	1	GROUND FLOOR (INC. GARAGE & PORCH)	FIRST FLOOR	APPROX OPEN SPACE (INCLUDING PATIO)	CAR SPACE	TOTAL AREA
4	2	1	1	78 m <sup>2</sup>	75 m <sup>2</sup>	39 m <sup>2</sup>	13 m <sup>2</sup>	205 m <sup>2</sup>

DISCLAIMER :- Area quoted to be used as guide only. This plan is for illustration purposes only. All information contained is gathered from sources deemed to be reliable. We have no doubt it is accurate however we cannot guarantee it. Areas are subject to final survey. Layout may change due to final council approval. The marketing plan and strata plan area will vary because of the different methods of calculation adopted. The marketing plan area is based on the floor areas while the strata plan area is based on Strata Schemes (Freehold Development) Act 1973. Note: Store(S), Robe(R), Linen(L), Bath fixtures, Laundry fixtures & Kitchen joinery fixtures, form part of sales package. TV and other items such as credenza, sofa, study desk, TV units & beds are not included as part of sale. Windows and doors sizes are indicative and subject to change based on legislative approval.

ELEVATIONS ARE SUBJECT TO CHANGE UNIT TO UNIT. DRIVEWAY/GARAGE MAY FLIP OTHER WAY AS PER UNIT PLACEMENT ON SITE/SITE CONDITIONS.EXTRA CAR PARK IS SUBJECT TO VARY UNIT TO UNIT AND IF UNIT IS ALLOTTED WITH EXTRA CAR PARK,THAT AREA WILL BE INCLUDED IN THE TOTAL AREA.PRIVATE OPEN SPACE IS SUBJECT TO CHANGE UNIT TO UNIT.BEDROOM DIMENSION INCLUDES THE ROBE.

## UNIT-21

3 BEDROOM

2 BATH

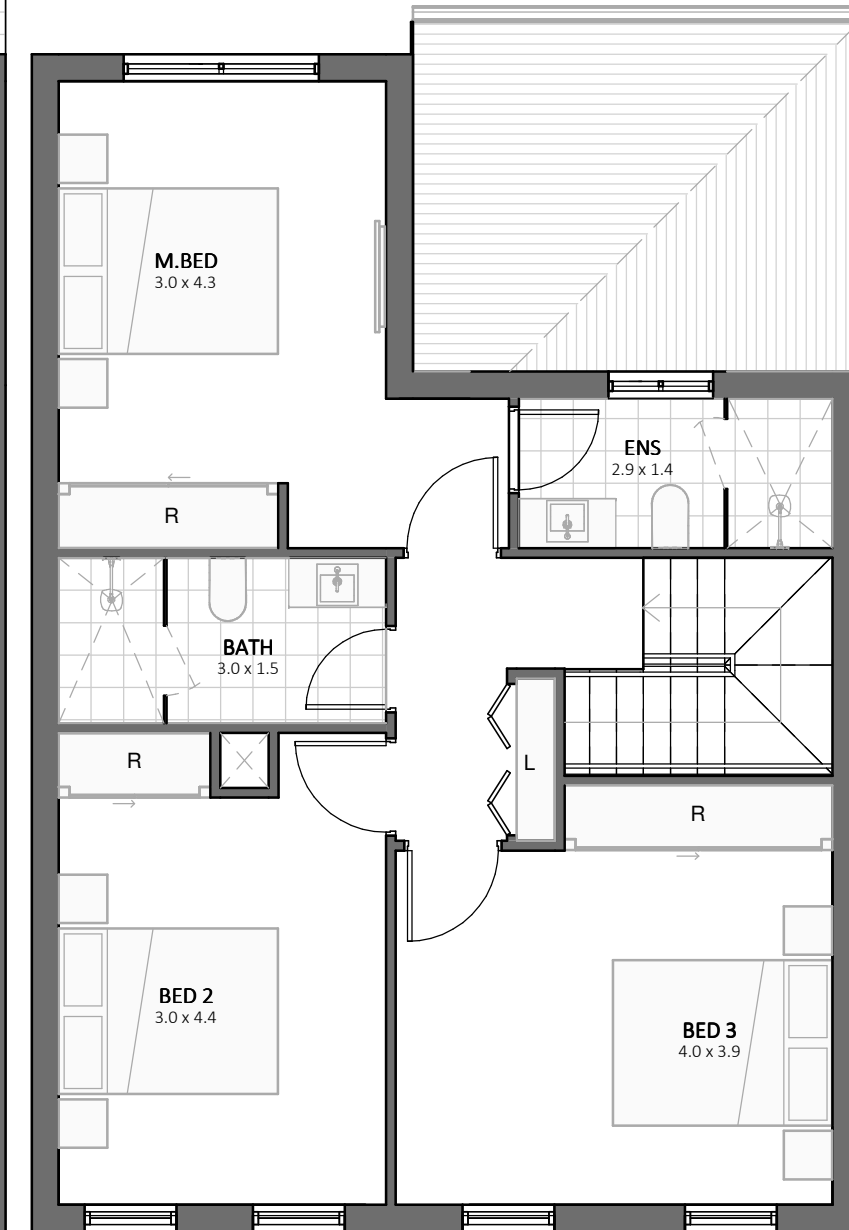
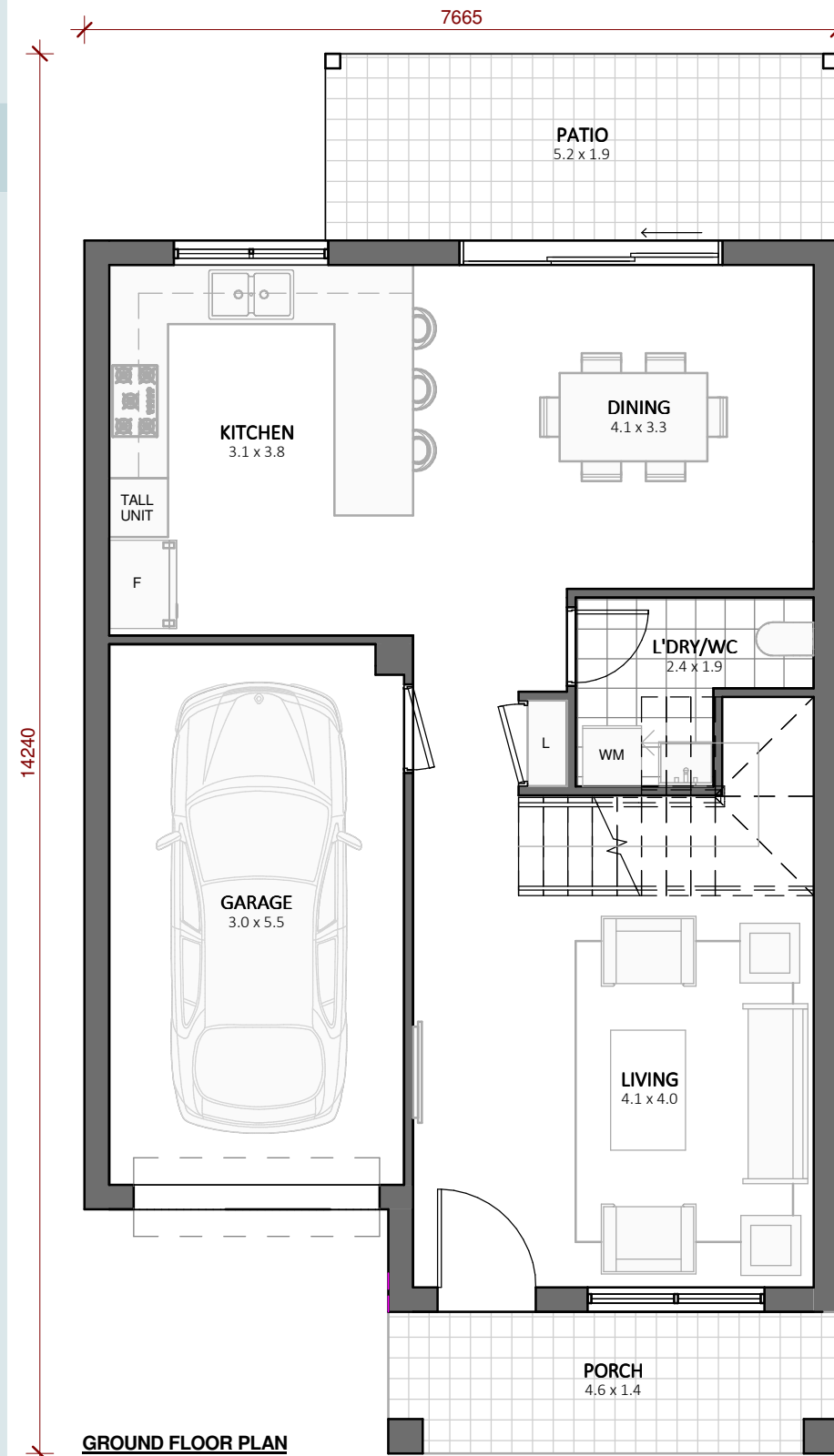
2 CAR SPACE



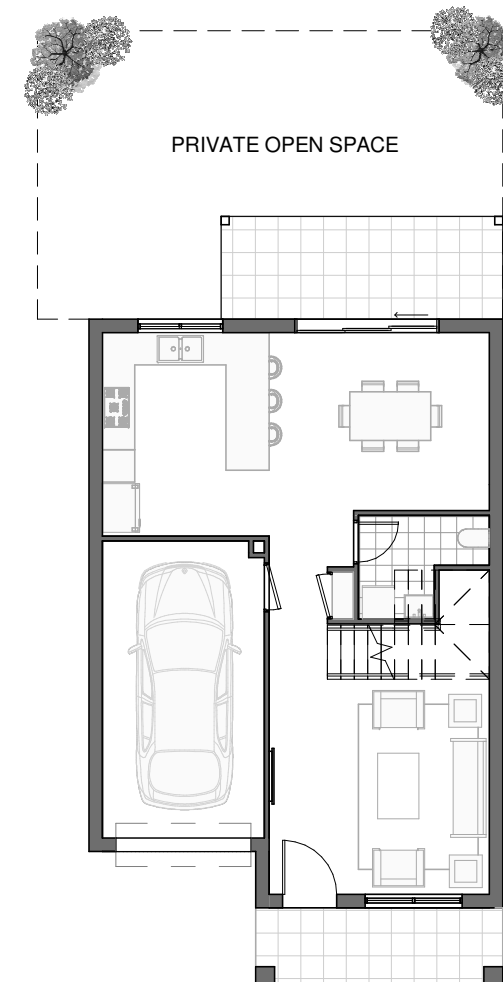
SITE PLAN

### KEY FEATURES:

1. ULTRA MODERN KITCHEN & BATH
2. ENERGY - EFFICIENT APPLIANCES
3. INNOVATIVE DESIGN
4. STEPS MAY BE INTRODUCED IN THE HOUSE & PLANS MAY BE MODIFIED A BIT, DEPENDING ON THE SITE PROFILE
5. ELEVATIONS ARE INDICATIVE



CONCEPTUAL ELEVATION



PROPERTY PLAN

				GROUND FLOOR (INC. GARAGE & PORCH)	FIRST FLOOR	APPROX OPEN SPACE (INCLUDING PATIO)	CAR SPACE	TOTAL AREA
				78 m <sup>2</sup>	62 m <sup>2</sup>	46 m <sup>2</sup>	13 m <sup>2</sup>	199 m <sup>2</sup>

DISCLAIMER :- Area quoted to be used as guide only. This plan is for illustration purposes only. All information contained is gathered from sources deemed to be reliable. We have no doubt it is accurate however we cannot guarantee it. Areas are subject to final survey. Layout may change due to final council approval. The marketing plan and strata plan area will vary because of the different methods of calculation adopted. The marketing plan area is based on the floor areas while the strata plan area is based on Strata Schemes (Freehold Development) Act 1973. Note: Store(S), Robe(R), Linen(L), Bath fixtures, Laundry fixtures & Kitchen joinery fixtures, form part of sales package. TV and other items such as credenza, sofa, study desk, TV units & beds are not included as part of sale. Windows and doors sizes are indicative and subject to change based on legislative approval.

ELEVATIONS ARE SUBJECT TO CHANGE UNIT TO UNIT. DRIVEWAY/GARAGE MAY FLIP OTHER WAY AS PER UNIT PLACEMENT ON SITE/SITE CONDITIONS.EXTRA CAR PARK IS SUBJECT TO VARY UNIT TO UNIT AND IF UNIT IS ALLOTTED WITH EXTRA CAR PARK,THAT AREA WILL BE INCLUDED IN THE TOTAL AREA.PRIVATE OPEN SPACE IS SUBJECT TO CHANGE UNIT TO UNIT. BEDROOM DIMENSION INCLUDES THE ROBE.



## UNIT-22

4 BEDROOM

2 BATH

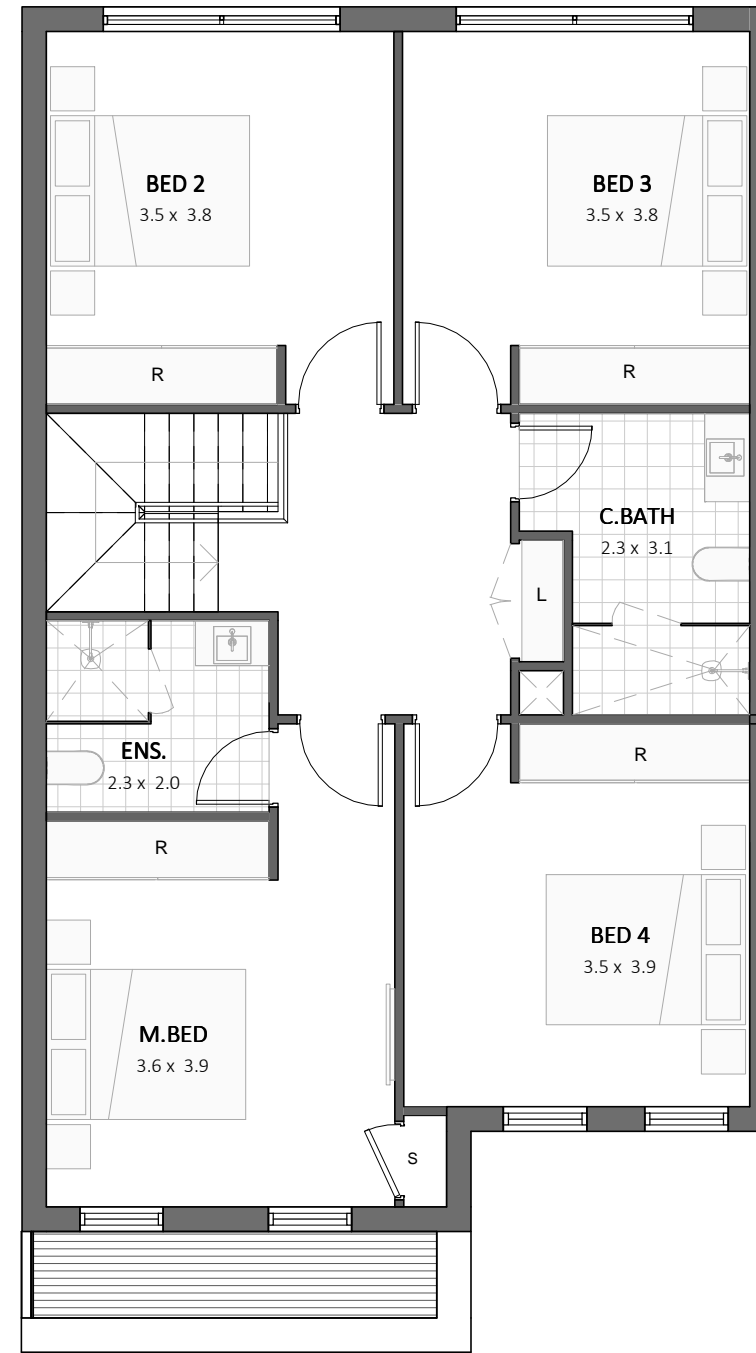
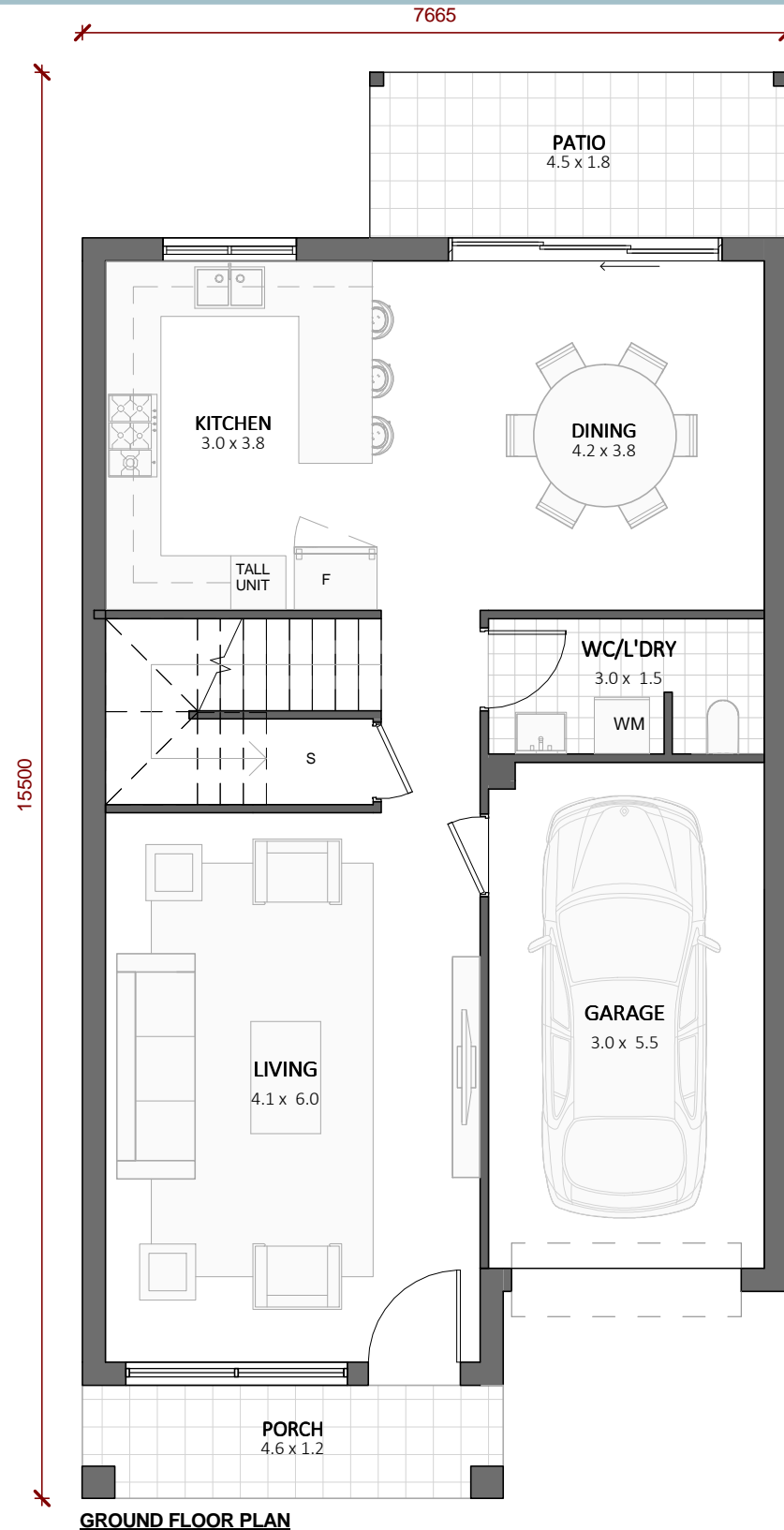
1 CAR SPACE



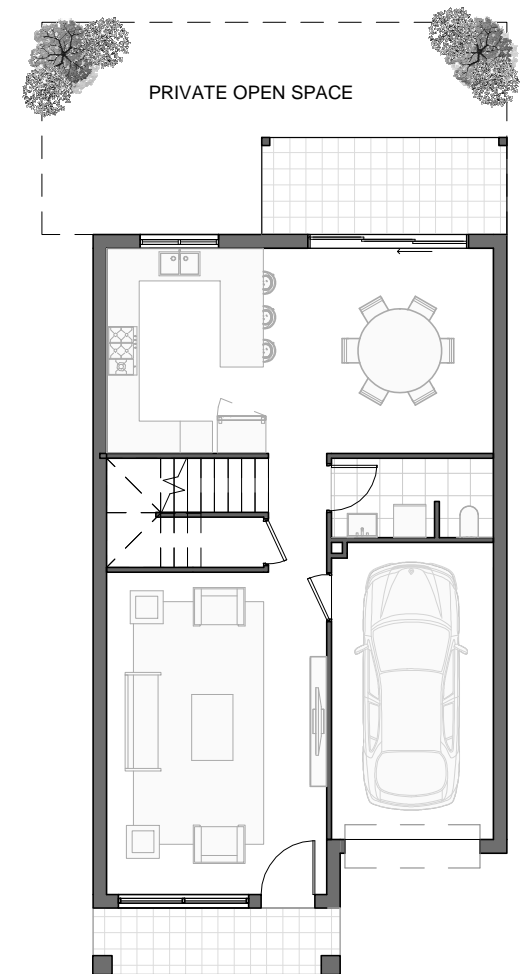
SITE PLAN

### KEY FEATURES:





1. ULTRA MODERN KITCHEN & BATH
2. ENERGY - EFFICIENT APPLIANCES
3. INNOVATIVE DESIGN
4. STEPS MAY BE INTRODUCED IN THE HOUSE & PLANS MAY BE MODIFIED A BIT, DEPENDING ON THE SITE PROFILE
5. ELEVATIONS ARE INDICATIVE



CONCEPTUAL ELEVATION



PROPERTY PLAN

				GROUND FLOOR (INC. GARAGE & PORCH)	FIRST FLOOR	APPROX OPEN SPACE (INCLUDING PATIO)	CAR SPACE	TOTAL AREA
				88 m <sup>2</sup>	82 m <sup>2</sup>	38 m <sup>2</sup>	0 m <sup>2</sup>	208 m <sup>2</sup>

DISCLAIMER :- Area quoted to be used as guide only. This plan is for illustration purposes only. All information contained is gathered from sources deemed to be reliable. We have no doubt it is accurate however we cannot guarantee it. Areas are subject to final survey. Layout may change due to final council approval. The marketing plan and strata plan area will vary because of the different methods of calculation adopted. The marketing plan area is based on the floor areas while the strata plan area is based on Strata Schemes (Freehold Development) Act 1973. Note: Store(S), Robe(R), Linen(L), Bath fixtures, Laundry fixtures & Kitchen joinery fixtures, form part of sales package. TV and other items such as credenza, sofa, study desk, TV units & beds are not included as part of sale. Windows and doors sizes are indicative and subject to change based on legislative approval.

ELEVATIONS ARE SUBJECT TO CHANGE UNIT TO UNIT. DRIVEWAY/GARAGE MAY FLIP OTHER WAY AS PER UNIT PLACEMENT ON SITE/SITE CONDITIONS.EXTRA CAR PARK IS SUBJECT TO VARY UNIT TO UNIT AND IF UNIT IS ALLOTTED WITH EXTRA CAR PARK,THAT AREA WILL BE INCLUDED IN THE TOTAL AREA.PRIVATE OPEN SPACE IS SUBJECT TO CHANGE UNIT TO UNIT.BEDROOM DIMENSION INCLUDES THE ROBE.

## UNIT-23

4 BEDROOM

2 BATH

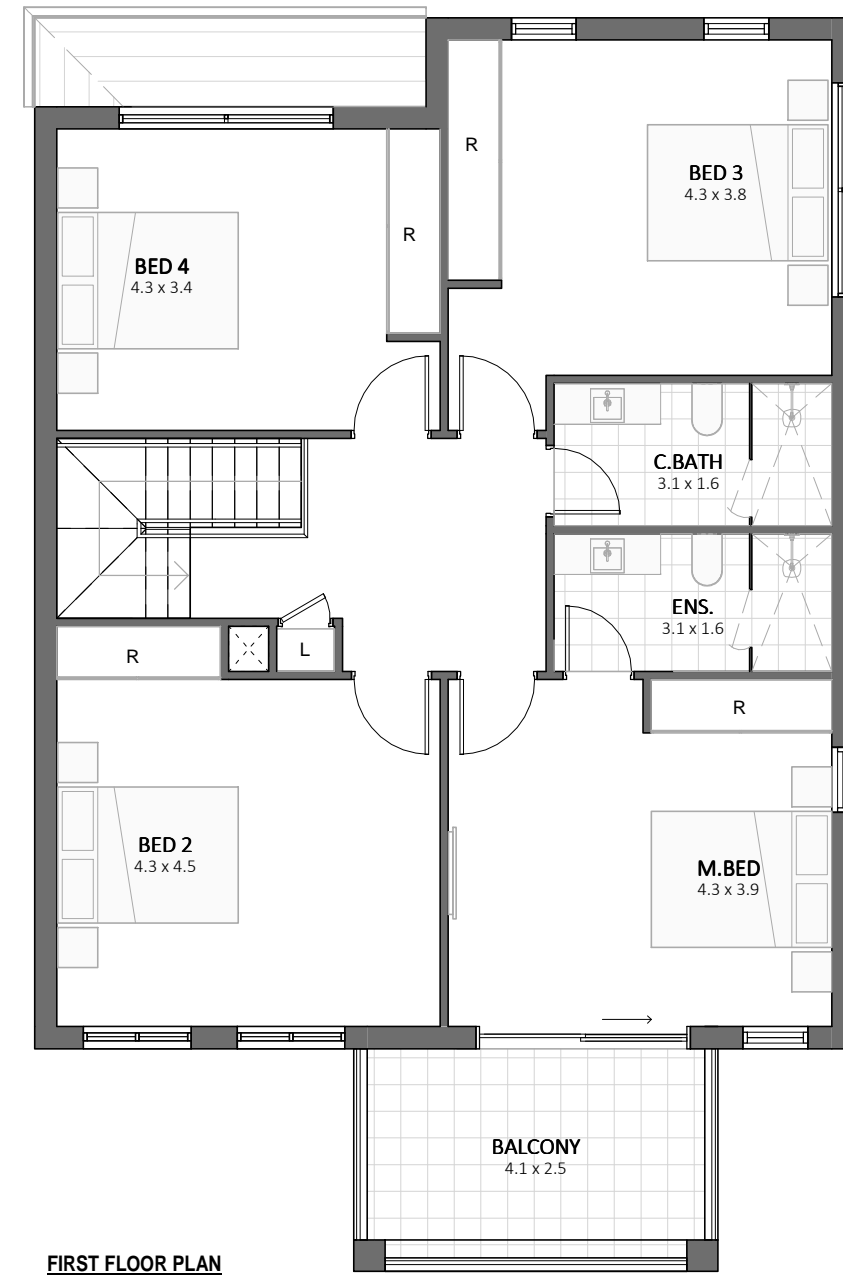
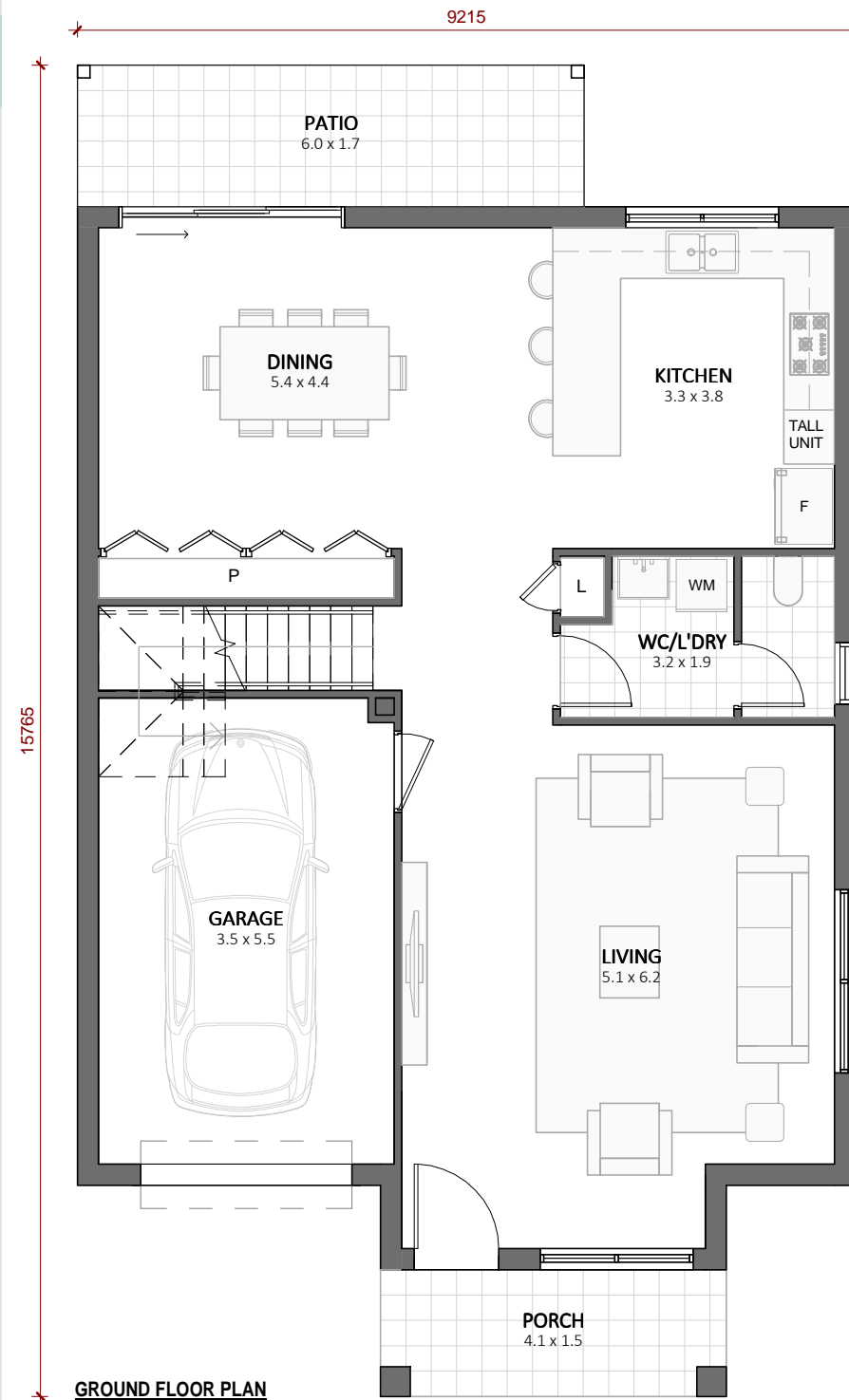
1 CAR SPACE



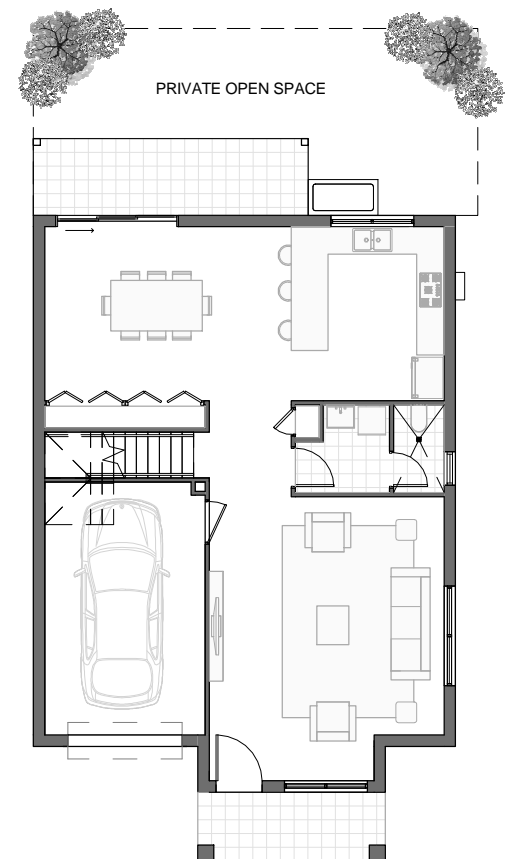
SITE PLAN

### KEY FEATURES:





1. ULTRA MODERN KITCHEN & BATH
2. ENERGY - EFFICIENT APPLIANCES
3. INNOVATIVE DESIGN
4. STEPS MAY BE INTRODUCED IN THE HOUSE & PLANS MAY BE MODIFIED A BIT, DEPENDING ON THE SITE PROFILE
5. ELEVATIONS ARE INDICATIVE



CONCEPTUAL ELEVATION



PROPERTY PLAN

				GROUND FLOOR (INC. GARAGE & PORCH)	FIRST FLOOR	APPROX OPEN SPACE (INCLUDING PATIO)	CAR SPACE	TOTAL AREA
4	2	1	-	106 m <sup>2</sup>	102 m <sup>2</sup>	39 m <sup>2</sup>	0 m <sup>2</sup>	247 m <sup>2</sup>

DISCLAIMER :- Area quoted to be used as guide only. This plan is for illustration purposes only. All information contained is gathered from sources deemed to be reliable. We have no doubt it is accurate however we cannot guarantee it. Areas are subject to final survey. Layout may change due to final council approval. The marketing plan and strata plan area will vary because of the different methods of calculation adopted. The marketing plan area is based on the floor areas while the strata plan area is based on Strata Schemes (Freehold Development) Act 1973. Note: Store(S), Robe(R), Linen(L), Bath fixtures, Laundry fixtures & Kitchen joinery fixtures, form part of sales package. TV and other items such as credenza, sofa, study desk, TV units & beds are not included as part of sale. Windows and doors sizes are indicative and subject to change based on legislative approval.

ELEVATIONS ARE SUBJECT TO CHANGE UNIT TO UNIT. DRIVEWAY/GARAGE MAY FLIP OTHER WAY AS PER UNIT PLACEMENT ON SITE/SITE CONDITIONS.EXTRA CAR PARK IS SUBJECT TO VARY UNIT TO UNIT AND IF UNIT IS ALLOTTED WITH EXTRA CAR PARK,THAT AREA WILL BE INCLUDED IN THE TOTAL AREA.PRIVATE OPEN SPACE IS SUBJECT TO CHANGE UNIT TO UNIT.BEDROOM DIMENSION INCLUDES THE ROBE.



## UNIT-24

3 BEDROOM

2 BATH

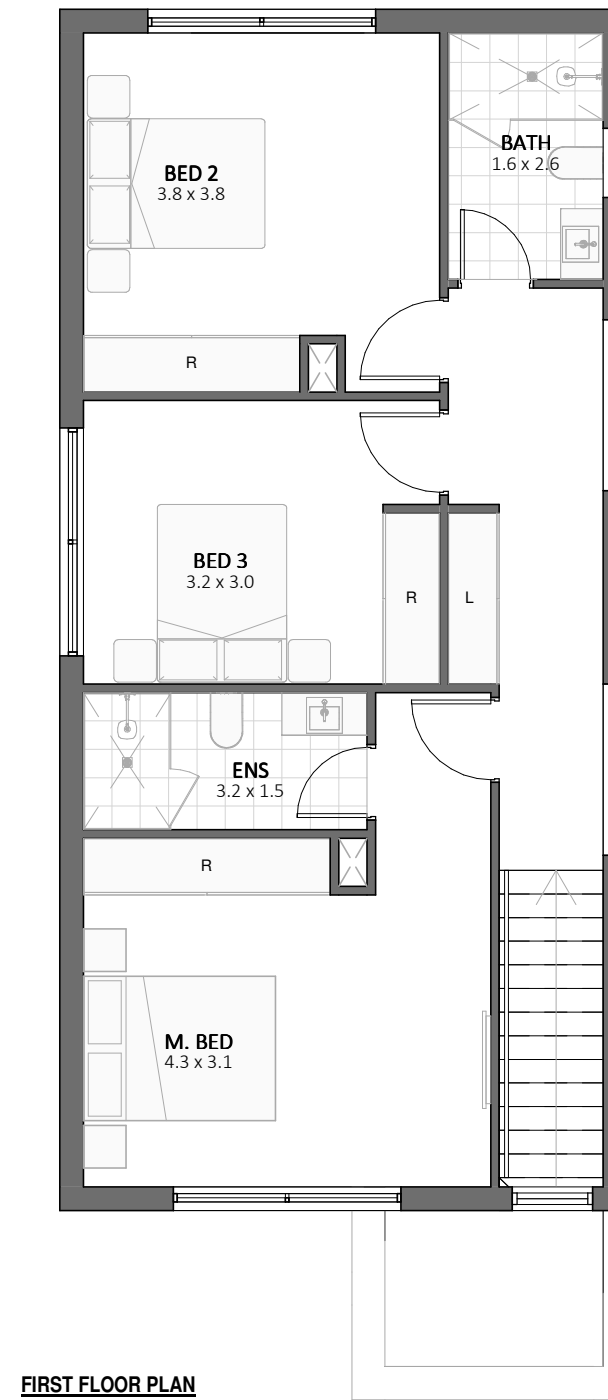
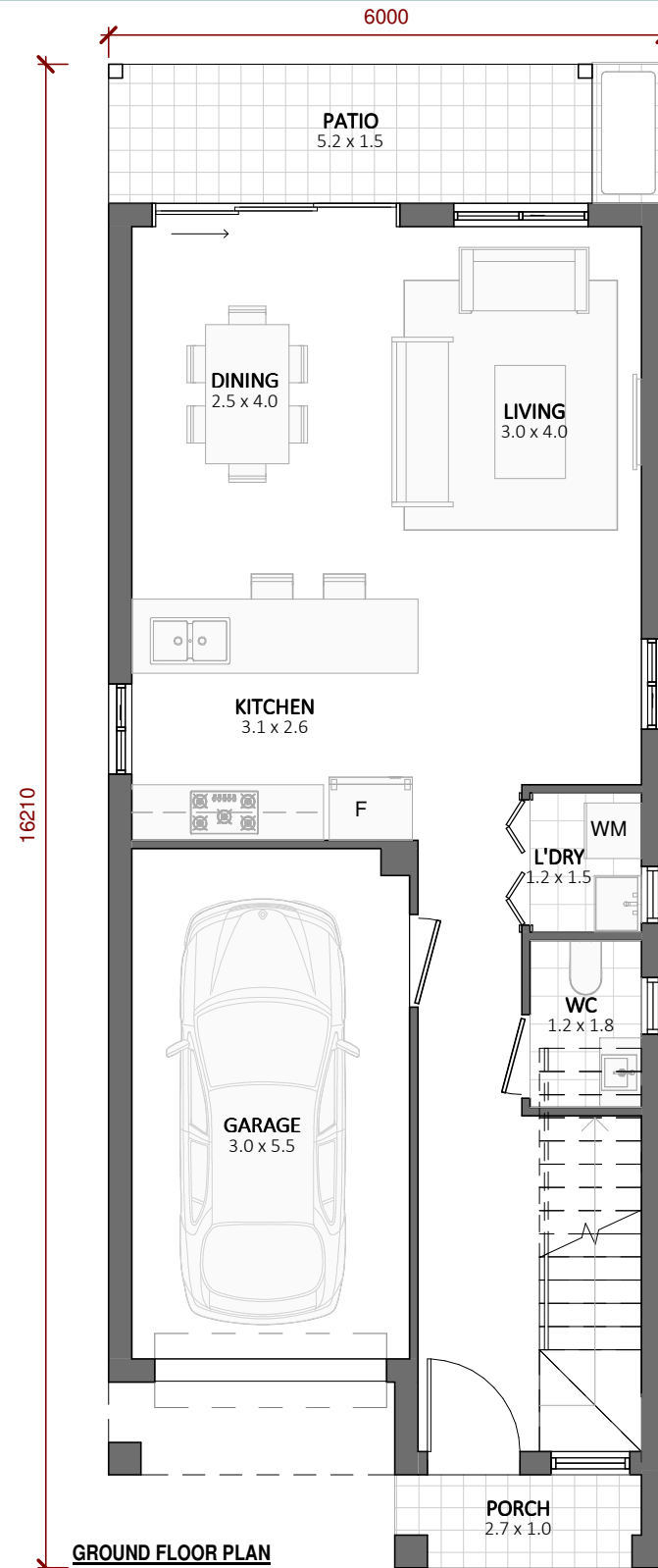
2 CAR SPACE



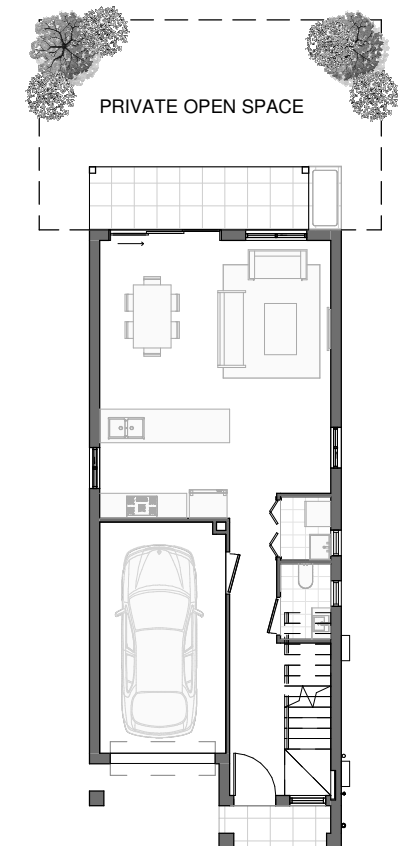
SITE PLAN

### KEY FEATURES:





1. ULTRA MODERN KITCHEN & BATH
2. ENERGY - EFFICIENT APPLIANCES
3. INNOVATIVE DESIGN
4. STEPS MAY BE INTRODUCED IN THE HOUSE & PLANS MAY BE MODIFIED A BIT, DEPENDING ON THE SITE PROFILE
5. ELEVATIONS ARE INDICATIVE



CONCEPTUAL ELEVATION



PROPERTY PLAN

				GROUND FLOOR (INC. GARAGE & PORCH)	FIRST FLOOR	APPROX OPEN SPACE (INCLUDING PATIO)	CAR SPACE	TOTAL AREA
3	2	1	1	72 m <sup>2</sup>	67 m <sup>2</sup>	41 m <sup>2</sup>	13 m <sup>2</sup>	193 m <sup>2</sup>

DISCLAIMER :- Area quoted to be used as guide only. This plan is for illustration purposes only. All information contained is gathered from sources deemed to be reliable. We have no doubt it is accurate however we cannot guarantee it. Areas are subject to final survey. Layout may change due to final council approval. The marketing plan and strata plan area will vary because of the different methods of calculation adopted. The marketing plan area is based on the floor areas while the strata plan area is based on Strata Schemes (Freehold Development) Act 1973. Note: Store(S), Robe(R), Linen(L), Bath fixtures, Laundry fixtures & Kitchen joinery fixtures, form part of sales package. TV and other items such as credenza, sofa, study desk, TV units & beds are not included as part of sale. Windows and doors sizes are indicative and subject to change based on legislative approval.

ELEVATIONS ARE SUBJECT TO CHANGE UNIT TO UNIT. DRIVEWAY/GARAGE MAY FLIP OTHER WAY AS PER UNIT PLACEMENT ON SITE/SITE CONDITIONS.EXTRA CAR PARK IS SUBJECT TO VARY UNIT TO UNIT AND IF UNIT IS ALLOTTED WITH EXTRA CAR PARK,THAT AREA WILL BE INCLUDED IN THE TOTAL AREA.PRIVATE OPEN SPACE IS SUBJECT TO CHANGE UNIT TO UNIT.BEDROOM DIMENSION INCLUDES THE ROBE.

## UNIT-25

3 BEDROOM

2 BATH

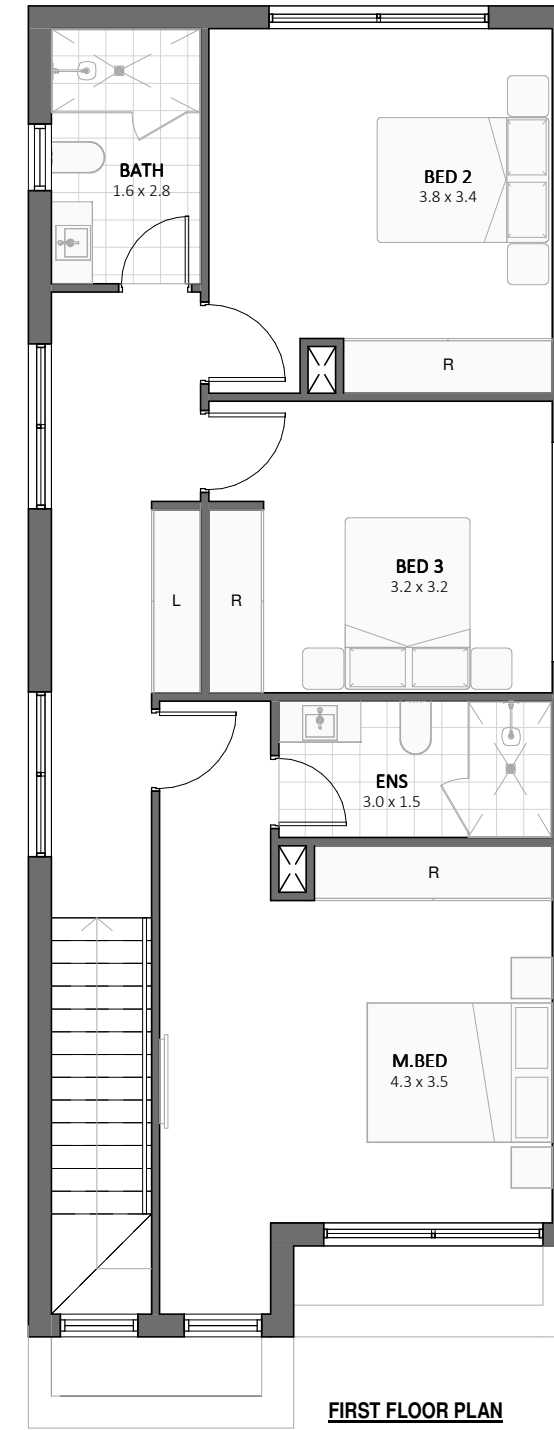
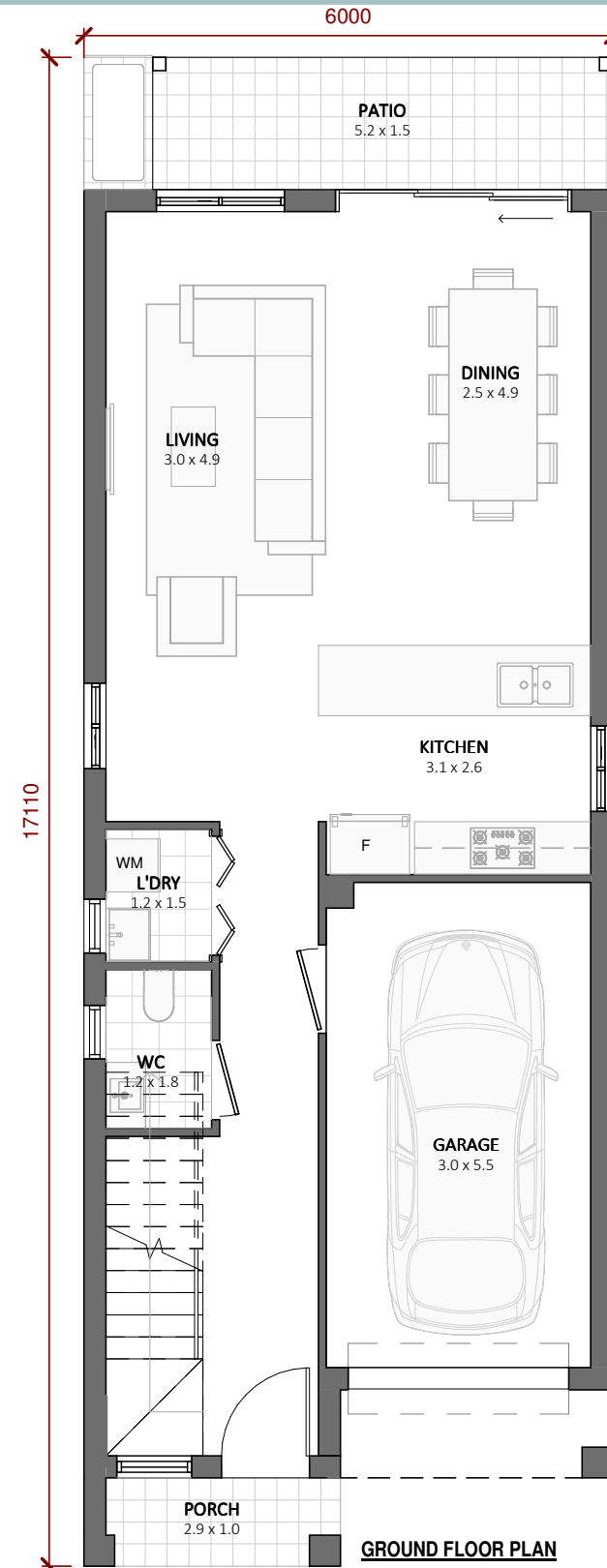
2 CAR SPACE



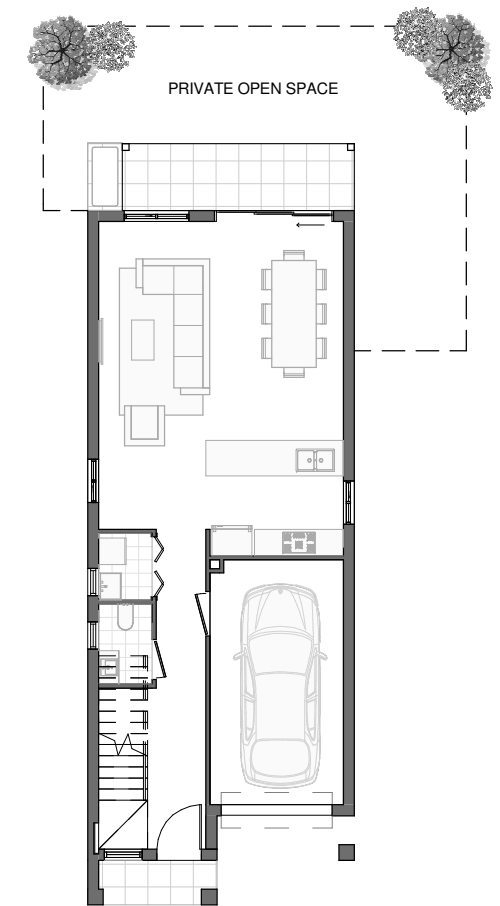
SITE PLAN

### KEY FEATURES:





1. ULTRA MODERN KITCHEN & BATH
2. ENERGY - EFFICIENT APPLIANCES
3. INNOVATIVE DESIGN
4. STEPS MAY BE INTRODUCED IN THE HOUSE & PLANS MAY BE MODIFIED A BIT, DEPENDING ON THE SITE PROFILE
5. ELEVATIONS ARE INDICATIVE



CONCEPTUAL ELEVATION



PROPERTY PLAN

				GROUND FLOOR (INC. GARAGE & PORCH)	FIRST FLOOR	APPROX OPEN SPACE (INCLUDING PATIO)	CAR SPACE	TOTAL AREA
3	2	1	1	77 m <sup>2</sup>	74 m <sup>2</sup>	47 m <sup>2</sup>	13 m <sup>2</sup>	211 m <sup>2</sup>

DISCLAIMER :- Area quoted to be used as guide only. This plan is for illustration purposes only. All information contained is gathered from sources deemed to be reliable. We have no doubt it is accurate however we cannot guarantee it. Areas are subject to final survey. Layout may change due to final council approval. The marketing plan and strata plan area will vary because of the different methods of calculation adopted. The marketing plan area is based on the floor areas while the strata plan area is based on Strata Schemes (Freehold Development) Act 1973. Note: Store(S), Robe(R), Linen(L), Bath fixtures, Laundry fixtures & Kitchen joinery fixtures, form part of sales package. TV and other items such as credenza, sofa, study desk, TV units & beds are not included as part of sale. Windows and doors sizes are indicative and subject to change based on legislative approval.

ELEVATIONS ARE SUBJECT TO CHANGE UNIT TO UNIT. DRIVEWAY/GARAGE MAY FLIP OTHER WAY AS PER UNIT PLACEMENT ON SITE/SITE CONDITIONS.EXTRA CAR PARK IS SUBJECT TO VARY UNIT TO UNIT AND IF UNIT IS ALLOTTED WITH EXTRA CAR PARK,THAT AREA WILL BE INCLUDED IN THE TOTAL AREA.PRIVATE OPEN SPACE IS SUBJECT TO CHANGE UNIT TO UNIT. BEDROOM DIMENSION INCLUDES THE ROBE.



## UNIT-26

4 BEDROOM

2 BATH

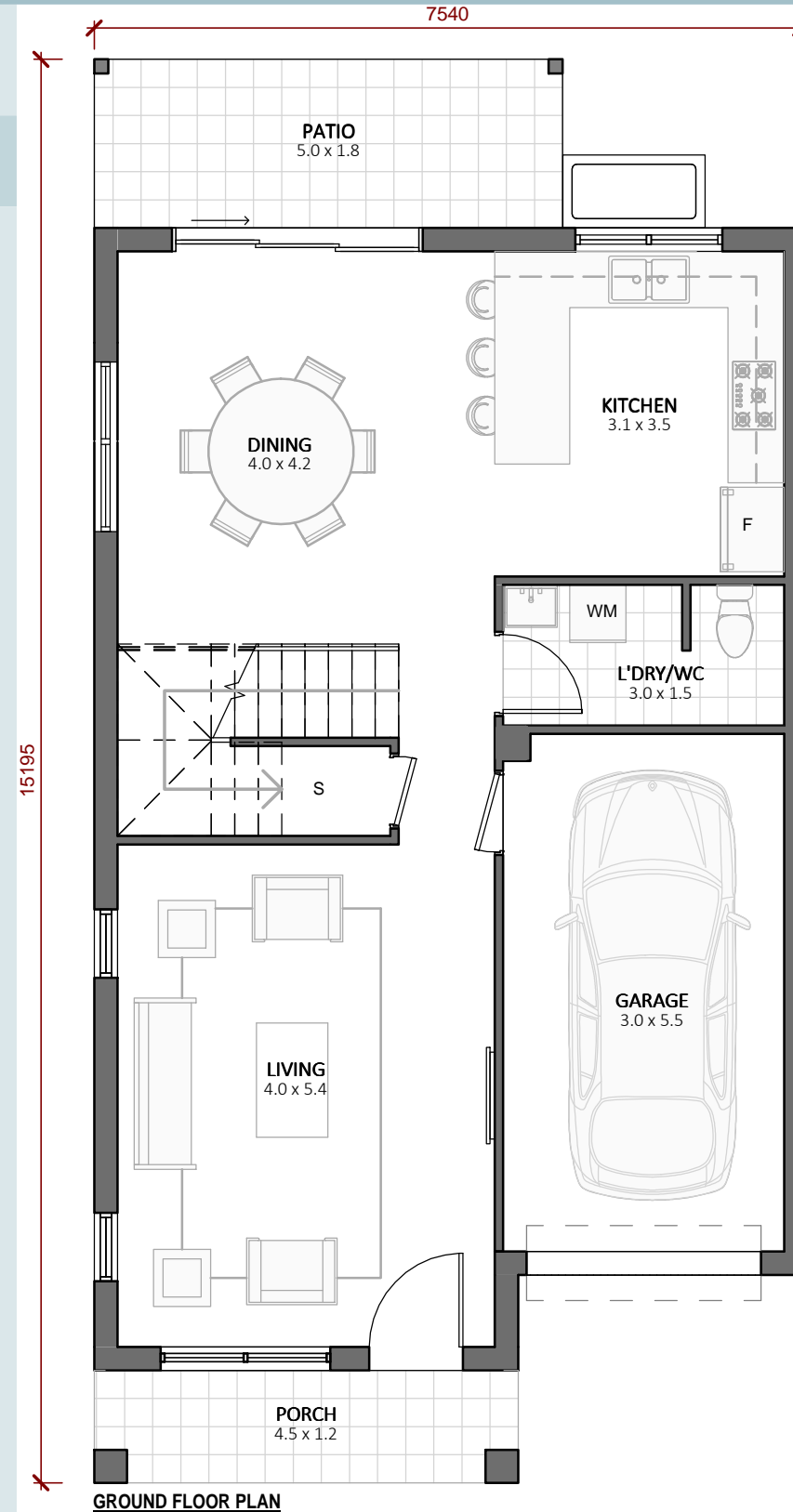
1 CAR SPACE



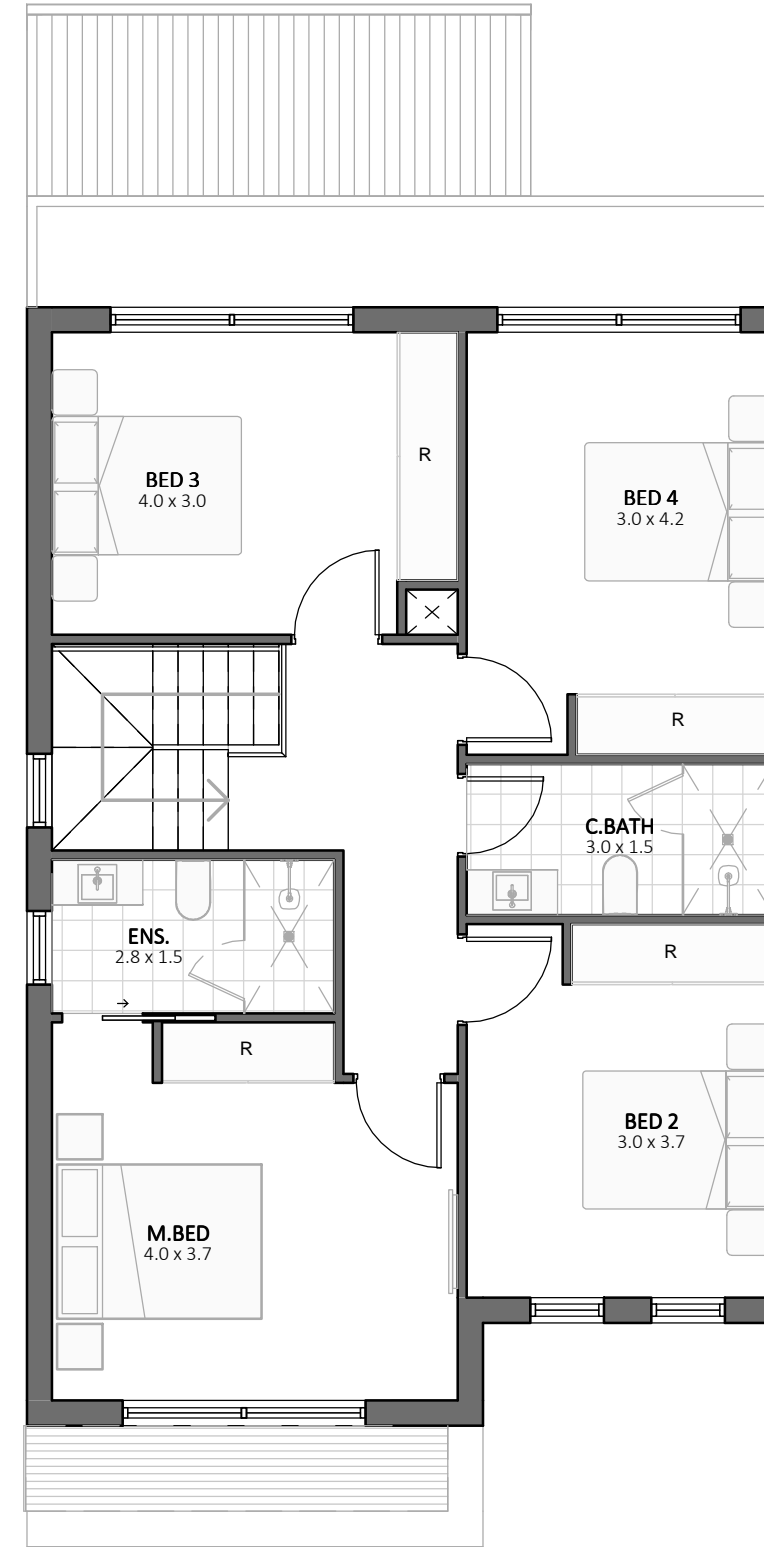
SITE PLAN

### KEY FEATURES:

1. ULTRA MODERN KITCHEN & BATH
2. ENERGY - EFFICIENT APPLIANCES
3. INNOVATIVE DESIGN
4. STEPS MAY BE INTRODUCED IN THE HOUSE & PLANS MAY BE MODIFIED A BIT, DEPENDING ON THE SITE PROFILE
5. ELEVATIONS ARE INDICATIVE



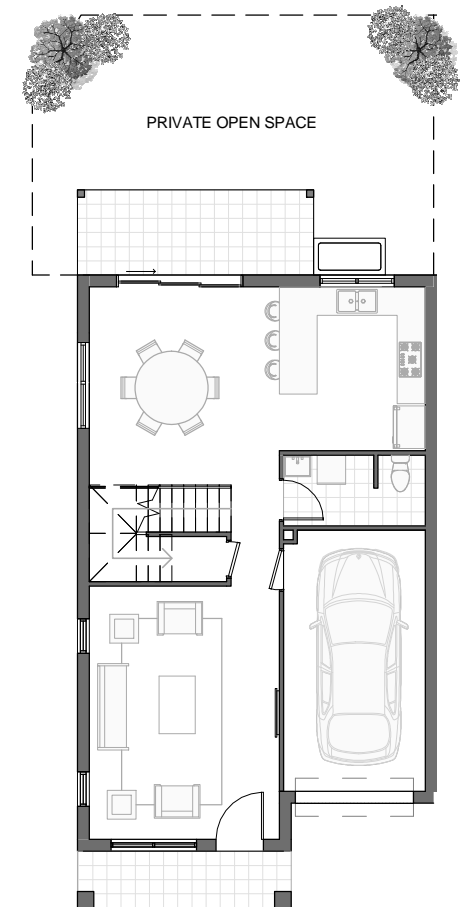
GROUND FLOOR PLAN






FIRST FLOOR PLAN



CONCEPTUAL ELEVATION



PROPERTY PLAN

				GROUND FLOOR (INC. GARAGE & PORCH)	FIRST FLOOR	APPROX OPEN SPACE (INCLUDING PATIO)	CAR SPACE	TOTAL AREA
4	2	1	-	85 m <sup>2</sup>	73 m <sup>2</sup>	46 m <sup>2</sup>	- m <sup>2</sup>	204 m <sup>2</sup>

DISCLAIMER :- Area quoted to be used as guide only. This plan is for illustration purposes only. All information contained is gathered from sources deemed to be reliable. We have no doubt it is accurate however we cannot guarantee it. Areas are subject to final survey. Layout may change due to final council approval. The marketing plan and strata plan area will vary because of the different methods of calculation adopted. The marketing plan area is based on the floor areas while the strata plan area is based on Strata Schemes (Freehold Development) Act 1973. Note: Store(S), Robe(R), Linen(L), Bath fixtures, Laundry fixtures & Kitchen joinery fixtures, form part of sales package. TV and other items such as credenza, sofa, study desk, TV units & beds are not included as part of sale. Windows and doors sizes are indicative and subject to change based on legislative approval.

ELEVATIONS ARE SUBJECT TO CHANGE UNIT TO UNIT. DRIVEWAY/GARAGE MAY FLIP OTHER WAY AS PER UNIT PLACEMENT ON SITE/SITE CONDITIONS.EXTRA CAR PARK IS SUBJECT TO VARY UNIT TO UNIT AND IF UNIT IS ALLOTTED WITH EXTRA CAR PARK,THAT AREA WILL BE INCLUDED IN THE TOTAL AREA.PRIVATE OPEN SPACE IS SUBJECT TO CHANGE UNIT TO UNIT.BEDROOM DIMENSION INCLUDES THE ROBE.

## UNIT-27

4 BEDROOM

2 BATH

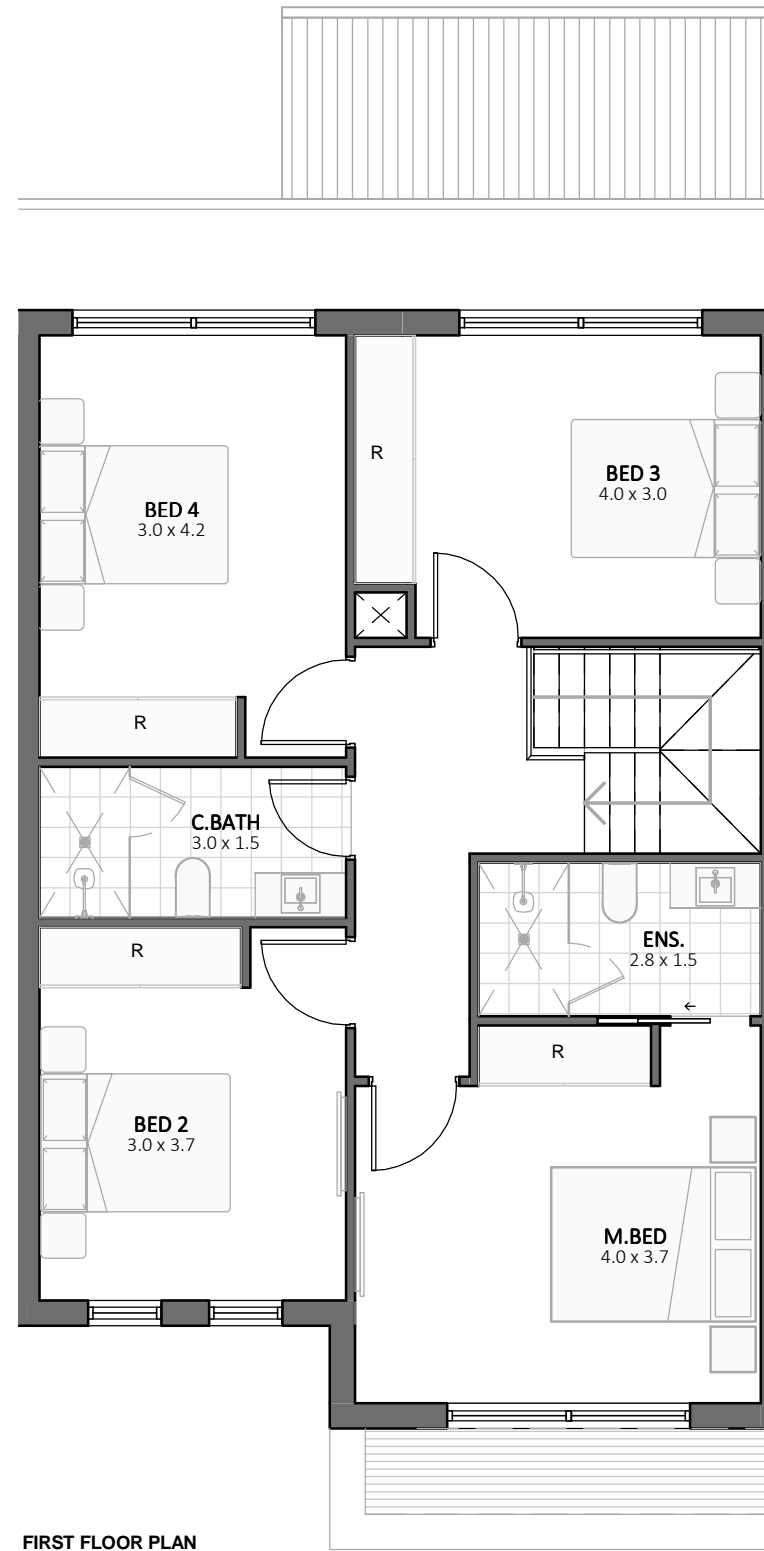
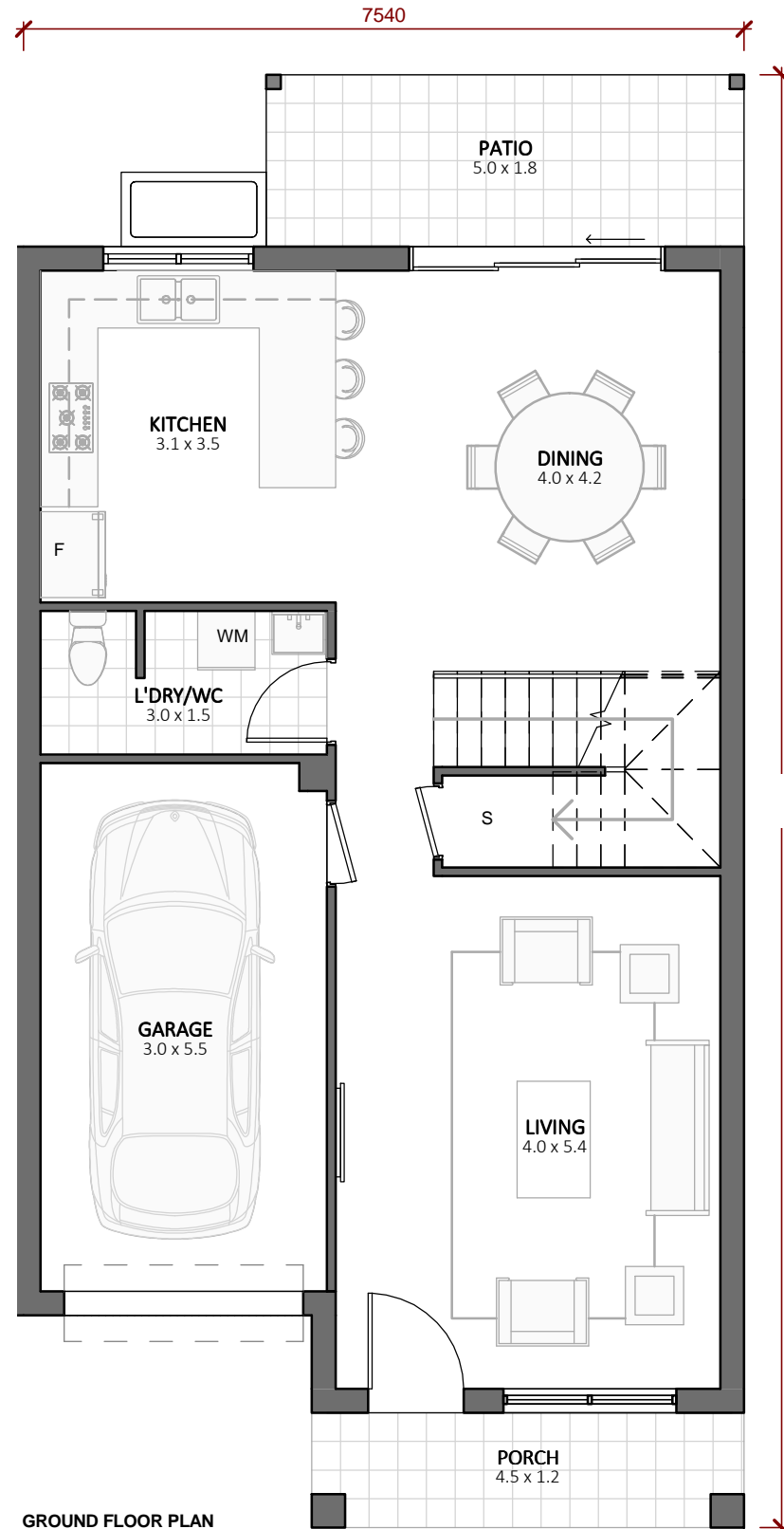
1 CAR SPACE



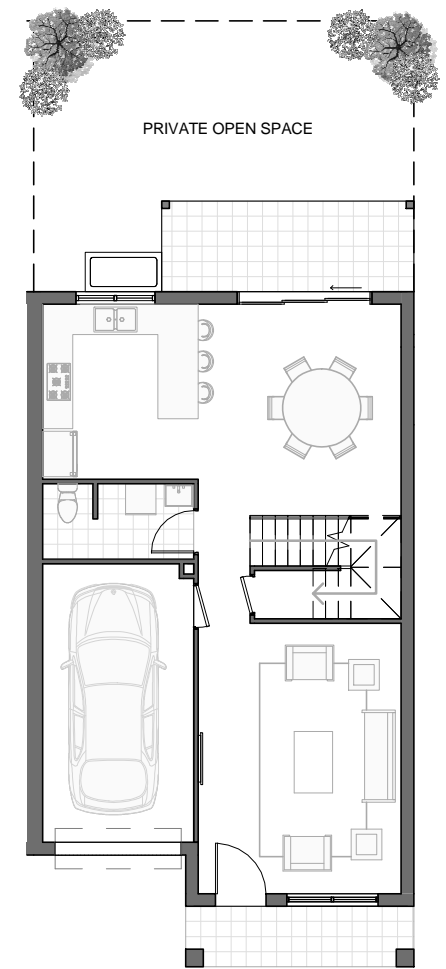
SITE PLAN

### KEY FEATURES:





1. ULTRA MODERN KITCHEN & BATH
2. ENERGY - EFFICIENT APPLIANCES
3. INNOVATIVE DESIGN
4. STEPS MAY BE INTRODUCED IN THE HOUSE & PLANS MAY BE MODIFIED A BIT, DEPENDING ON THE SITE PROFILE
5. ELEVATIONS ARE INDICATIVE



CONCEPTUAL ELEVATION



PROPERTY PLAN

				GROUND FLOOR (INC. GARAGE & PORCH)	FIRST FLOOR	APPROX OPEN SPACE (INCLUDING PATIO)	CAR SPACE	TOTAL AREA
				85 m <sup>2</sup>	73 m <sup>2</sup>	41 m <sup>2</sup>	- m <sup>2</sup>	199 m <sup>2</sup>

DISCLAIMER :- Area quoted to be used as guide only. This plan is for illustration purposes only. All information contained is gathered from sources deemed to be reliable. We have no doubt it is accurate however we cannot guarantee it. Areas are subject to final survey. Layout may change due to final council approval. The marketing plan and strata plan area will vary because of the different methods of calculation adopted. The marketing plan area is based on the floor areas while the strata plan area is based on Strata Schemes (Freehold Development) Act 1973. Note: Store(S), Robe(R), Linen(L), Bath fixtures, Laundry fixtures & Kitchen joinery fixtures, form part of sales package. TV and other items such as credenza, sofa, study desk, TV units & beds are not included as part of sale. Windows and doors sizes are indicative and subject to change based on legislative approval.

ELEVATIONS ARE SUBJECT TO CHANGE UNIT TO UNIT. DRIVEWAY/GARAGE MAY FLIP OTHER WAY AS PER UNIT PLACEMENT ON SITE/SITE CONDITIONS.EXTRA CAR PARK IS SUBJECT TO VARY UNIT TO UNIT AND IF UNIT IS ALLOTTED WITH EXTRA CAR PARK,THAT AREA WILL BE INCLUDED IN THE TOTAL AREA.PRIVATE OPEN SPACE IS SUBJECT TO CHANGE UNIT TO UNIT.BEDROOM DIMENSION INCLUDES THE ROBE.



## UNIT-28

4 BEDROOM

2 BATH

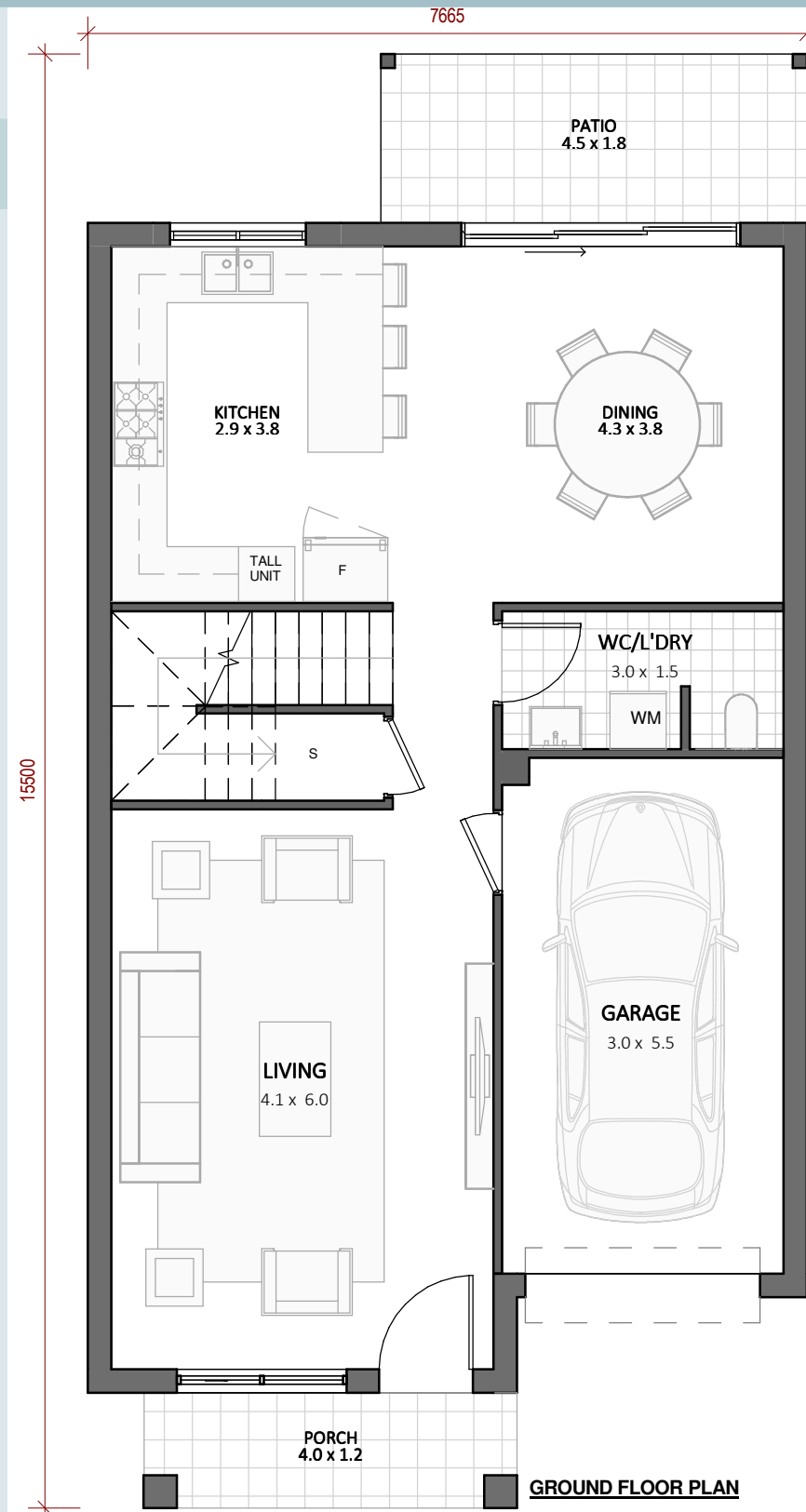
2 CAR SPACE



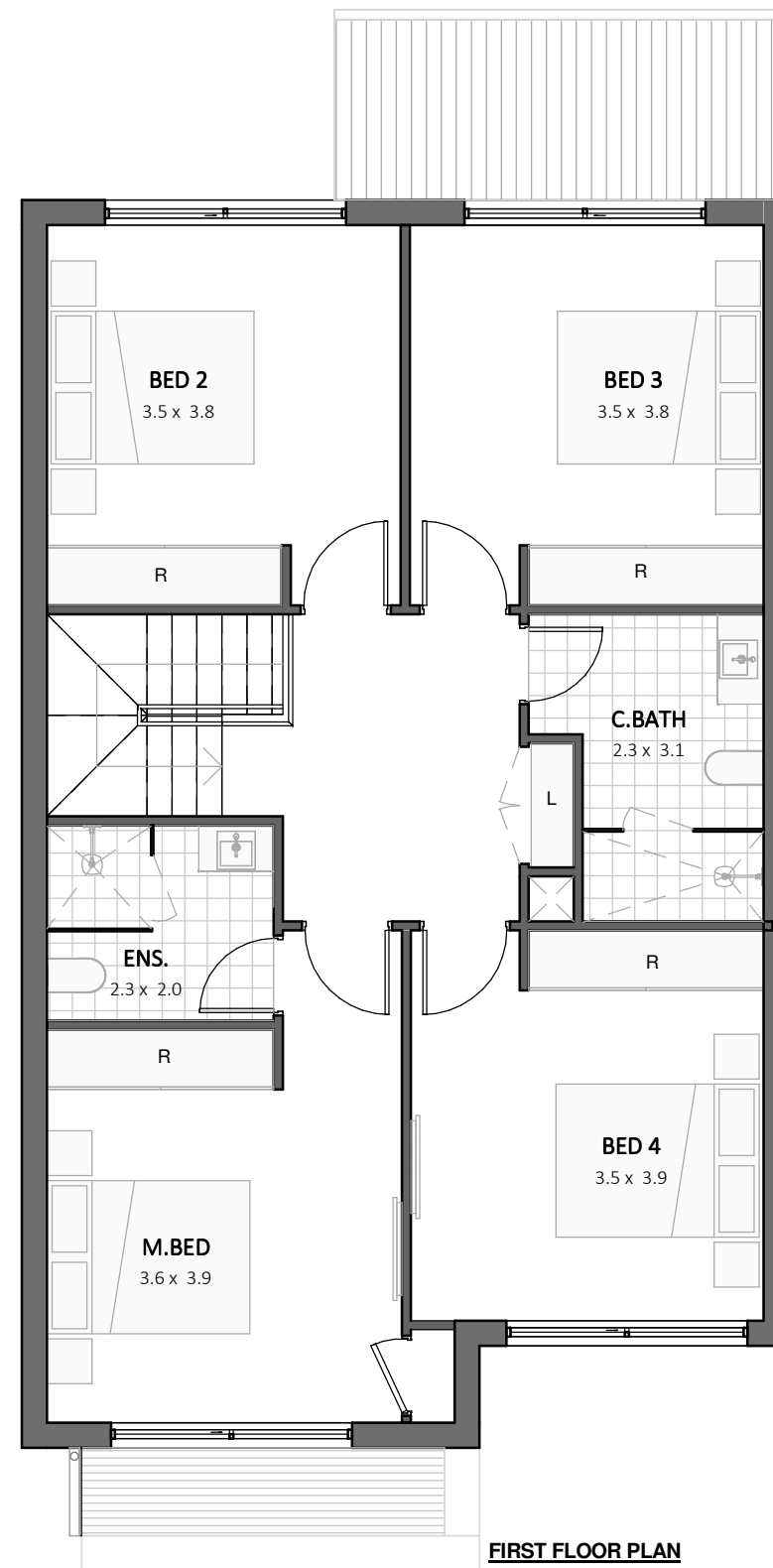
SITE PLAN

### KEY FEATURES:

1. ULTRA MODERN KITCHEN & BATH
2. ENERGY - EFFICIENT APPLIANCES
3. INNOVATIVE DESIGN
4. STEPS MAY BE INTRODUCED IN THE HOUSE & PLANS MAY BE MODIFIED A BIT, DEPENDING ON THE SITE PROFILE
5. ELEVATIONS ARE INDICATIVE



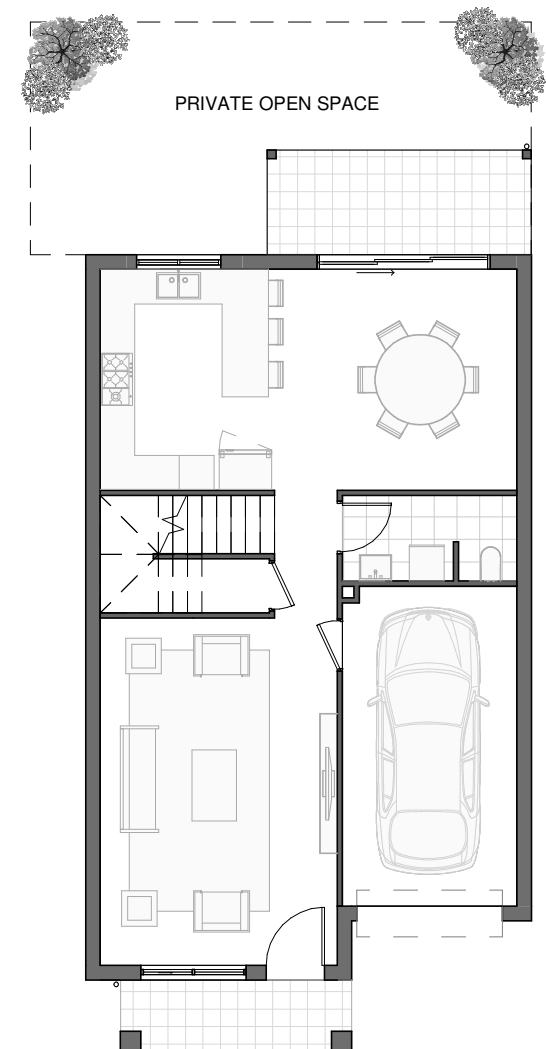
GROUND FLOOR PLAN



FIRST FLOOR PLAN



CONCEPTUAL ELEVATION



PROPERTY PLAN

4	2	1	1	GROUND FLOOR (INC. GARAGE & PORCH)	FIRST FLOOR	APPROX OPEN SPACE (INCLUDING PATIO)	CAR SPACE	TOTAL AREA
4	2	1	1	88 m <sup>2</sup>	82 m <sup>2</sup>	34 m <sup>2</sup>	13 m <sup>2</sup>	217 m <sup>2</sup>

DISCLAIMER :- Area quoted to be used as guide only. This plan is for illustration purposes only. All information contained is gathered from sources deemed to be reliable. We have no doubt it is accurate however we cannot guarantee it. Areas are subject to final survey. Layout may change due to final council approval. The marketing plan and strata plan area will vary because of the different methods of calculation adopted. The marketing plan area is based on the floor areas while the strata plan area is based on Strata Schemes (Freehold Development) Act 1973. Note: Store(S), Robe(R), Linen(L), Bath fixtures, Laundry fixtures & Kitchen joinery fixtures, form part of sales package. TV and other items such as credenza, sofa, study desk, TV units & beds are not included as part of sale. Windows and doors sizes are indicative and subject to change based on legislative approval.

ELEVATIONS ARE SUBJECT TO CHANGE UNIT TO UNIT. DRIVEWAY/GARAGE MAY FLIP OTHER WAY AS PER UNIT PLACEMENT ON SITE/SITE CONDITIONS.EXTRA CAR PARK IS SUBJECT TO VARY UNIT TO UNIT AND IF UNIT IS ALLOTTED WITH EXTRA CAR PARK,THAT AREA WILL BE INCLUDED IN THE TOTAL AREA.PRIVATE OPEN SPACE IS SUBJECT TO CHANGE UNIT TO UNIT.BEDROOM DIMENSION INCLUDES THE ROBE.

## UNIT-29

4 BEDROOM

2 BATH

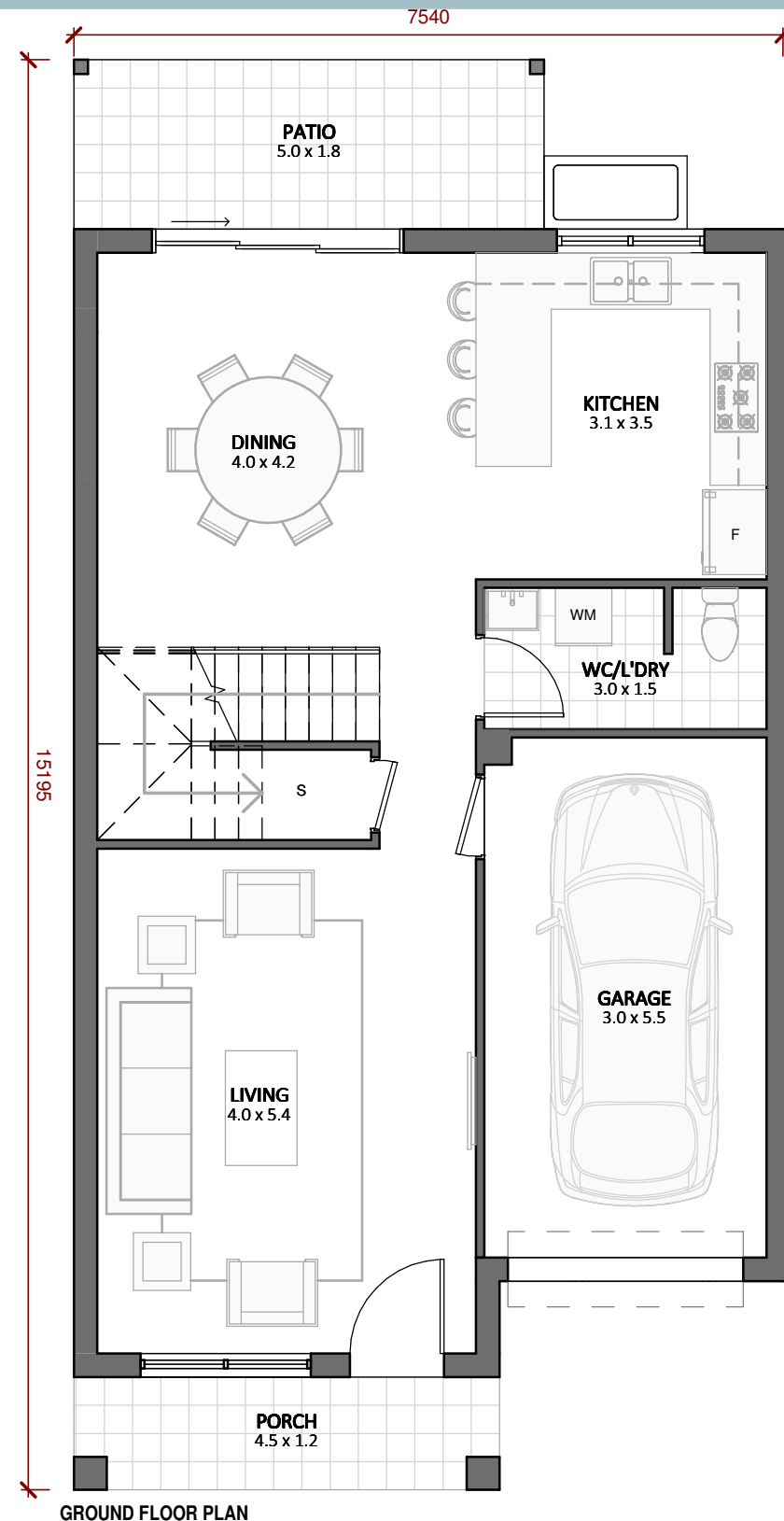
2 CAR SPACE



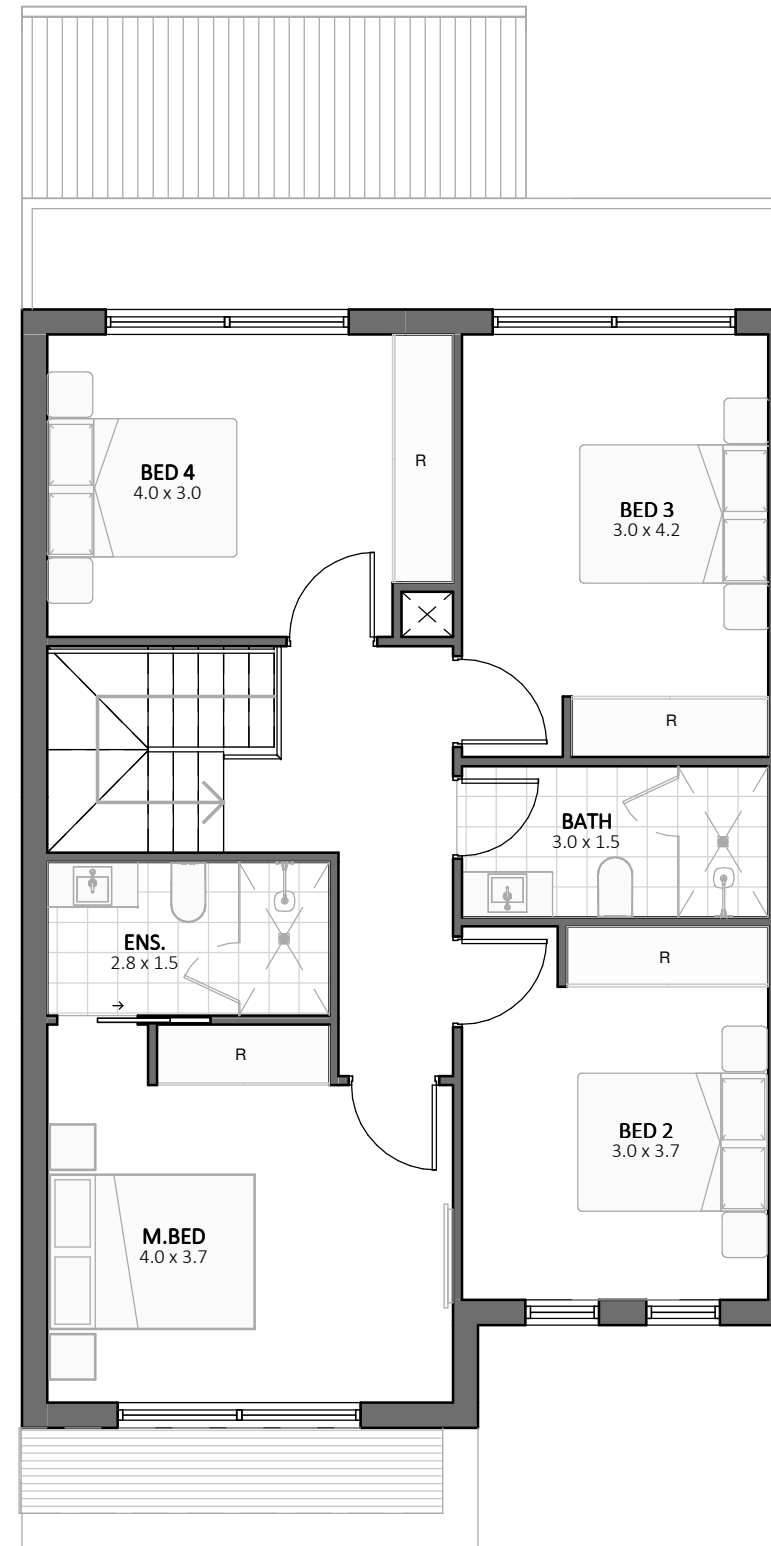
SITE PLAN

### KEY FEATURES:

1. ULTRA MODERN KITCHEN & BATH
2. ENERGY - EFFICIENT APPLIANCES
3. INNOVATIVE DESIGN
4. STEPS MAY BE INTRODUCED IN THE HOUSE & PLANS MAY BE MODIFIED A BIT, DEPENDING ON THE SITE PROFILE
5. ELEVATIONS ARE INDICATIVE



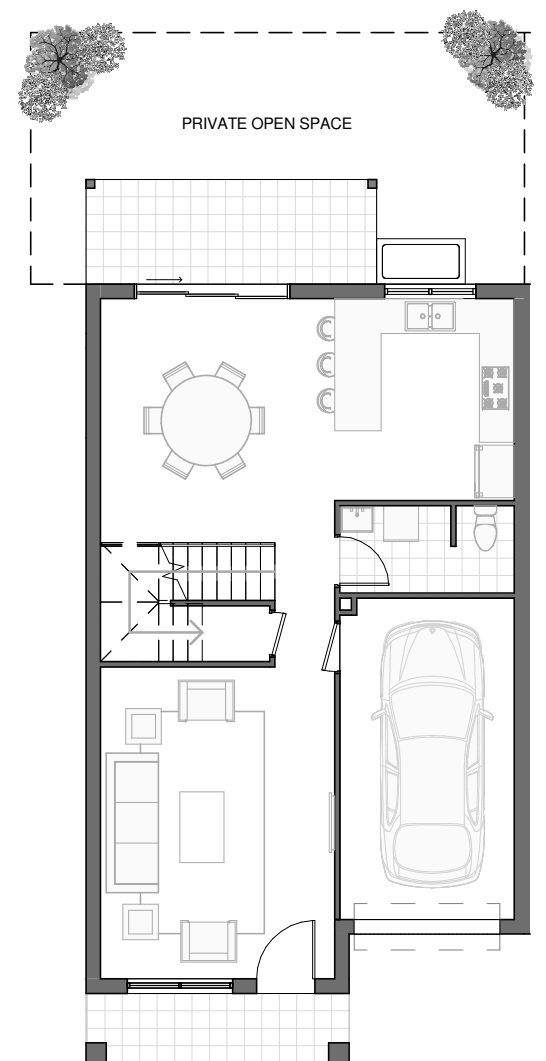
GROUND FLOOR PLAN







FIRST FLOOR PLAN



CONCEPTUAL ELEVATION



PROPERTY PLAN

				GROUND FLOOR (INC. GARAGE & PORCH)	FIRST FLOOR	APPROX OPEN SPACE (INCLUDING PATIO)	CAR SPACE	TOTAL AREA
4	2	1	1	85 m <sup>2</sup>	73 m <sup>2</sup>	37 m <sup>2</sup>	13 m <sup>2</sup>	208 m <sup>2</sup>

DISCLAIMER :- Area quoted to be used as guide only. This plan is for illustration purposes only. All information contained is gathered from sources deemed to be reliable. We have no doubt it is accurate however we cannot guarantee it. Areas are subject to final survey. Layout may change due to final council approval. The marketing plan and strata plan area will vary because of the different methods of calculation adopted. The marketing plan area is based on the floor areas while the strata plan area is based on Strata Schemes (Freehold Development) Act 1973. Note: Store(S), Robe(R), Linen(L), Bath fixtures, Laundry fixtures & Kitchen joinery fixtures, form part of sales package. TV and other items such as credenza, sofa, study desk, TV units & beds are not included as part of sale. Windows and doors sizes are indicative and subject to change based on legislative approval.

ELEVATIONS ARE SUBJECT TO CHANGE UNIT TO UNIT. DRIVEWAY/GARAGE MAY FLIP OTHER WAY AS PER UNIT PLACEMENT ON SITE/SITE CONDITIONS.EXTRA CAR PARK IS SUBJECT TO VARY UNIT TO UNIT AND IF UNIT IS ALLOTTED WITH EXTRA CAR PARK,THAT AREA WILL BE INCLUDED IN THE TOTAL AREA.PRIVATE OPEN SPACE IS SUBJECT TO CHANGE UNIT TO UNIT.



## UNIT-30

4 BEDROOM

2 BATH

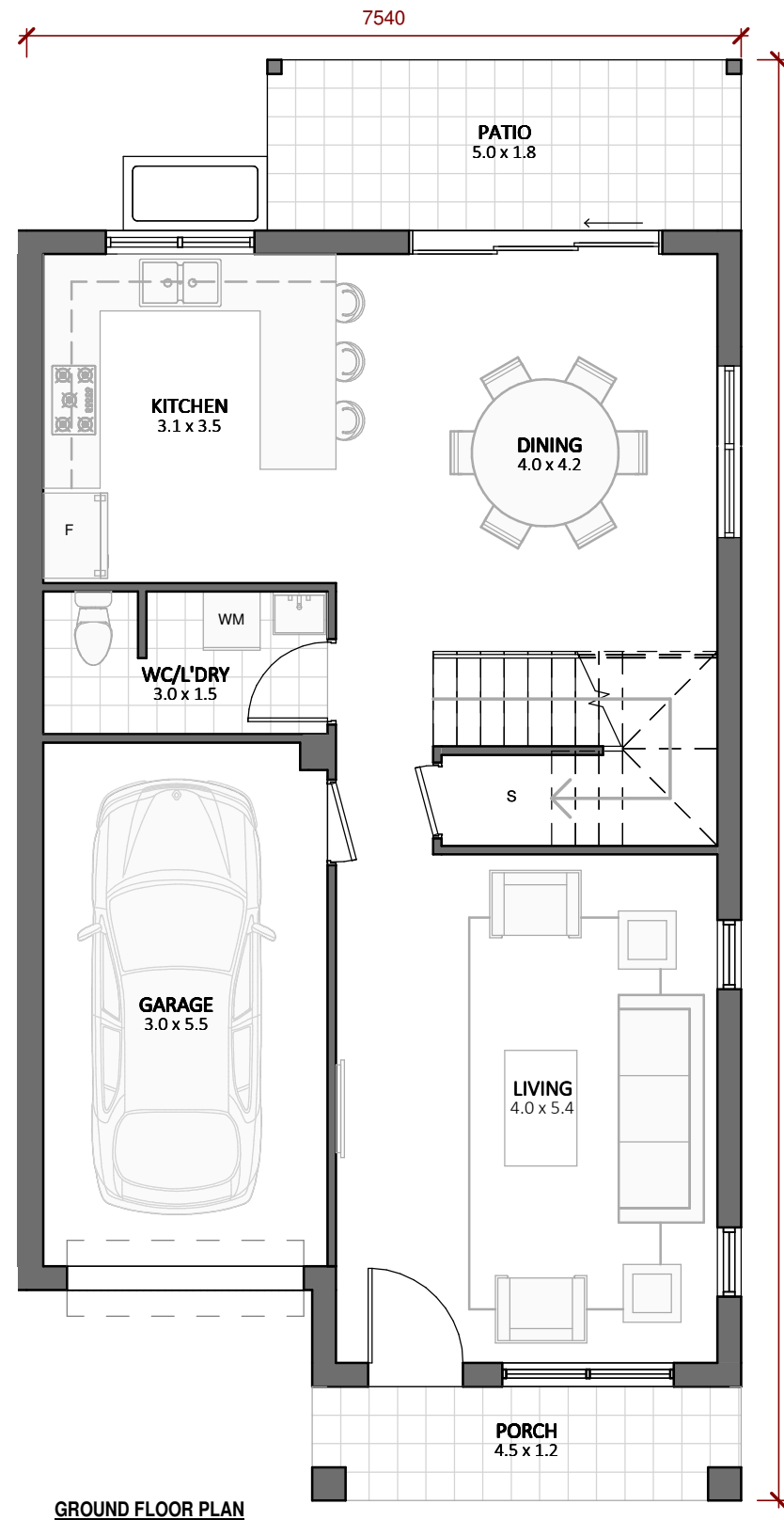
2 CAR SPACE



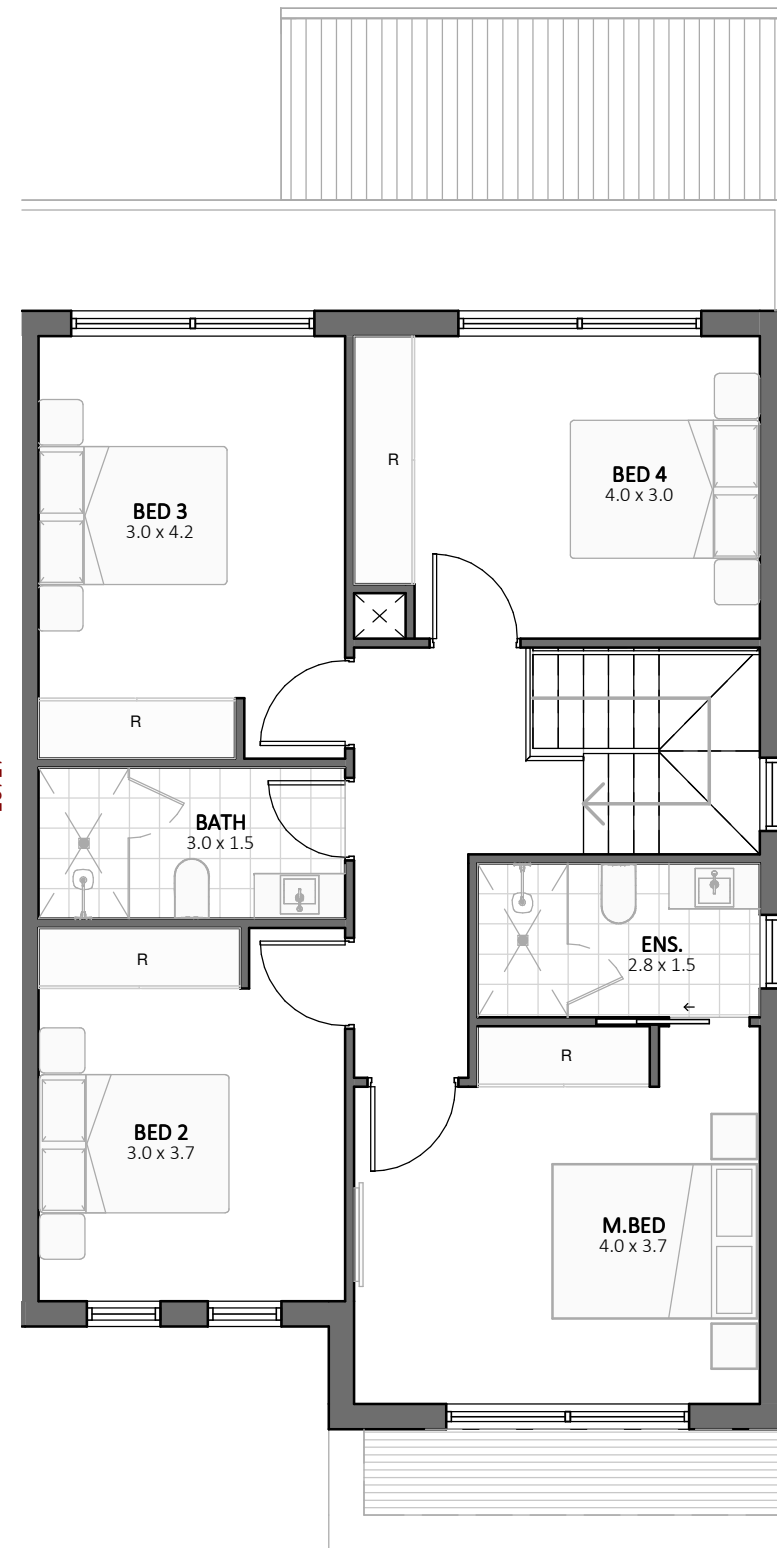
SITE PLAN

### KEY FEATURES:

1. ULTRA MODERN KITCHEN & BATH
2. ENERGY - EFFICIENT APPLIANCES
3. INNOVATIVE DESIGN
4. STEPS MAY BE INTRODUCED IN THE HOUSE & PLANS MAY BE MODIFIED A BIT, DEPENDING ON THE SITE PROFILE
5. ELEVATIONS ARE INDICATIVE



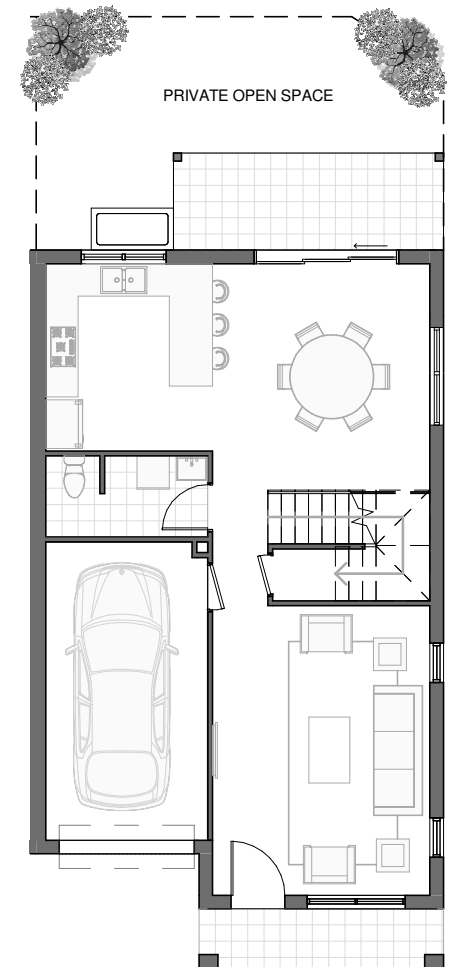
GROUND FLOOR PLAN



FIRST FLOOR PLAN



CONCEPTUAL ELEVATION



PROPERTY PLAN

				GROUND FLOOR (INC. GARAGE & PORCH)	FIRST FLOOR	APPROX OPEN SPACE (INCLUDING PATIO)	CAR SPACE	TOTAL AREA
				85 m <sup>2</sup>	73 m <sup>2</sup>	32 m <sup>2</sup>	13 m <sup>2</sup>	203 m <sup>2</sup>

DISCLAIMER :- Area quoted to be used as guide only. This plan is for illustration purposes only. All information contained is gathered from sources deemed to be reliable. We have no doubt it is accurate however we cannot guarantee it. Areas are subject to final survey. Layout may change due to final council approval. The marketing plan and strata plan area will vary because of the different methods of calculation adopted. The marketing plan area is based on the floor areas while the strata plan area is based on Strata Schemes (Freehold Development) Act 1973. Note: Store(S), Robe(R), Linen(L), Bath fixtures, Laundry fixtures & Kitchen joinery fixtures, form part of sales package. TV and other items such as credenza, sofa, study desk, TV units & beds are not included as part of sale. Windows and doors sizes are indicative and subject to change based on legislative approval.

ELEVATIONS ARE SUBJECT TO CHANGE UNIT TO UNIT. DRIVEWAY/GARAGE MAY FLIP OTHER WAY AS PER UNIT PLACEMENT ON SITE/SITE CONDITIONS.EXTRA CAR PARK IS SUBJECT TO VARY UNIT TO UNIT AND IF UNIT IS ALLOTTED WITH EXTRA CAR PARK,THAT AREA WILL BE INCLUDED IN THE TOTAL AREA.PRIVATE OPEN SPACE IS SUBJECT TO CHANGE UNIT TO UNIT.

## UNIT-31

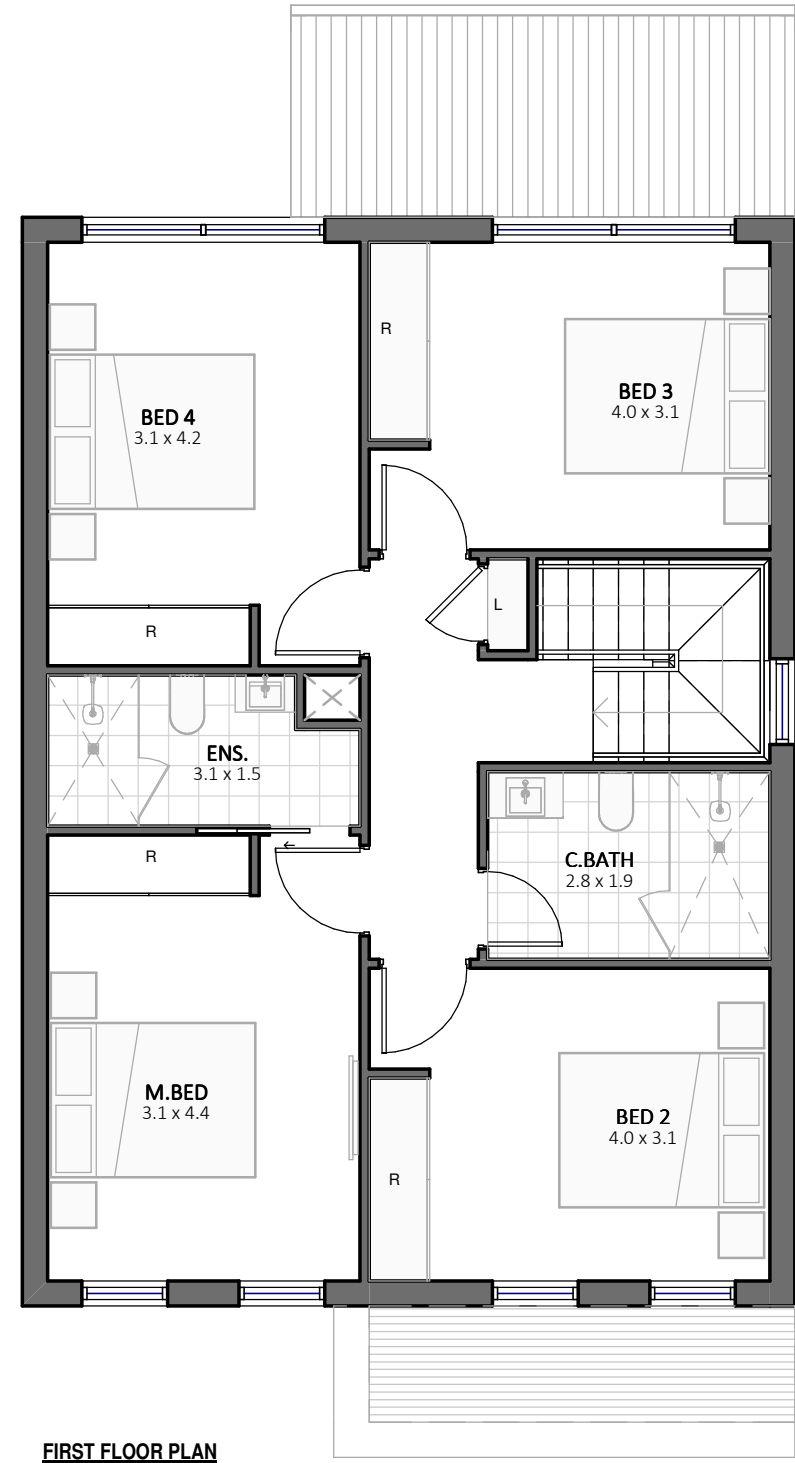
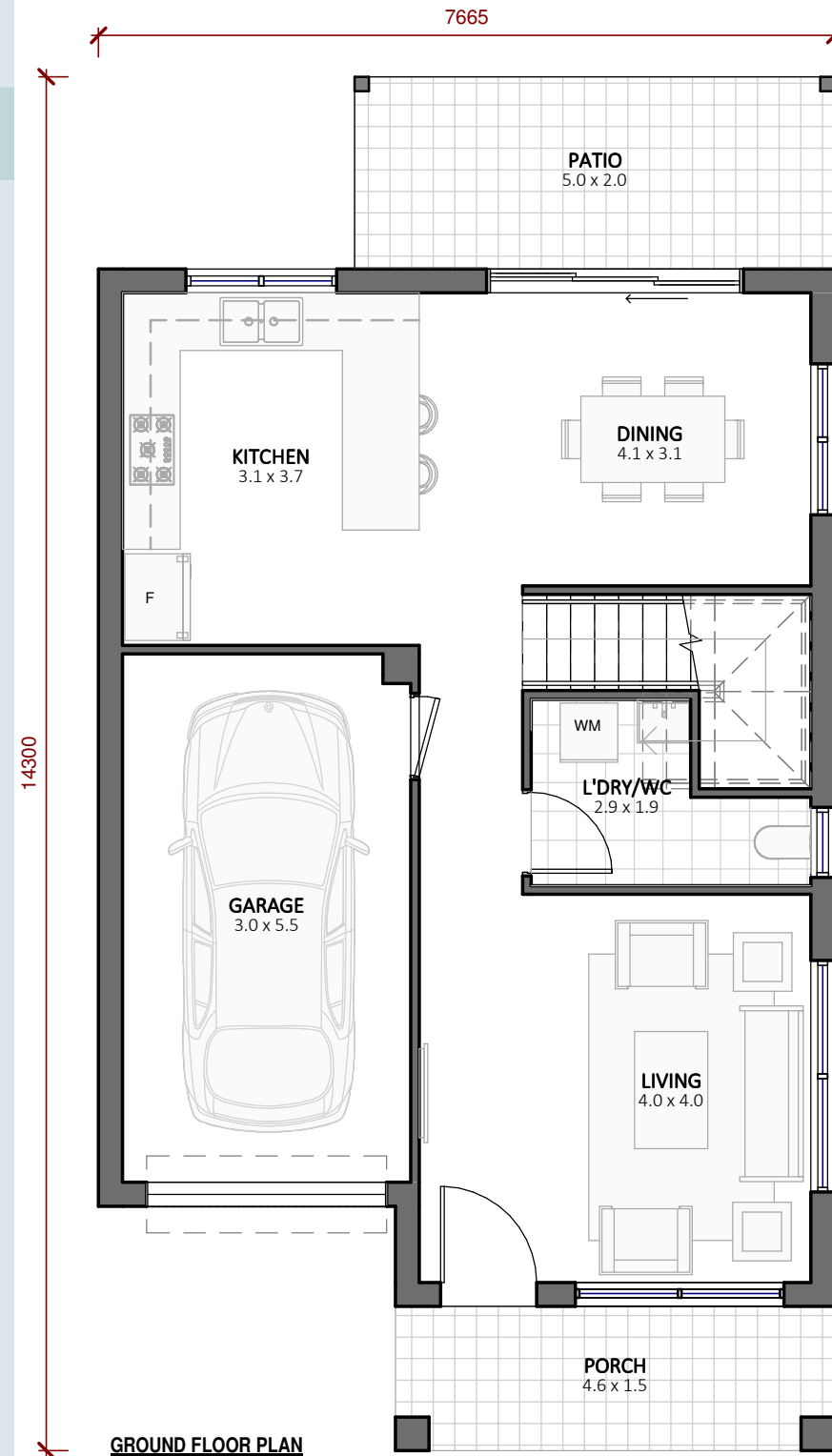
4 BEDROOM  
2 BATH  
1 CAR SPACE



SITE PLAN

### KEY FEATURES:

1. ULTRA MODERN KITCHEN & BATH
2. ENERGY - EFFICIENT APPLIANCES
3. INNOVATIVE DESIGN
4. STEPS MAY BE INTRODUCED IN THE HOUSE & PLANS MAY BE MODIFIED A BIT, DEPENDING ON THE SITE PROFILE
5. ELEVATIONS ARE INDICATIVE



CONCEPTUAL ELEVATION



				GROUND FLOOR (INC. GARAGE & PORCH)	FIRST FLOOR	APPROX OPEN SPACE (INCLUDING PATIO)	CAR SPACE	TOTAL AREA
				77 m <sup>2</sup>	74 m <sup>2</sup>	40 m <sup>2</sup>	0 m <sup>2</sup>	191 m <sup>2</sup>

DISCLAIMER :- Area quoted to be used as guide only. This plan is for illustration purposes only. All information contained is gathered from sources deemed to be reliable. We have no doubt it is accurate however we cannot guarantee it. Areas are subject to final survey. Layout may change due to final council approval. The marketing plan and strata plan area will vary because of the different methods of calculation adopted. The marketing plan area is based on the floor areas while the strata plan area is based on Strata Schemes (Freehold Development) Act 1973. Note: Store(S), Robe(R), Linen(L), Bath fixtures, Laundry fixtures & Kitchen joinery fixtures, form part of sales package. TV and other items such as credenza, sofa, study desk, TV units & beds are not included as part of sale. Windows and doors sizes are indicative and subject to change based on legislative approval.

ELEVATIONS ARE SUBJECT TO CHANGE UNIT TO UNIT. DRIVEWAY/GARAGE MAY FLIP OTHER WAY AS PER UNIT PLACEMENT ON SITE/SITE CONDITIONS.EXTRA CAR PARK IS SUBJECT TO VARY UNIT TO UNIT AND IF UNIT IS ALLOTTED WITH EXTRA CAR PARK,THAT AREA WILL BE INCLUDED IN THE TOTAL AREA.PRIVATE OPEN SPACE IS SUBJECT TO CHANGE UNIT TO UNIT.BEDROOM DIMENSION INCLUDES THE ROBE.



## UNIT-32

4 BEDROOM

2 BATH

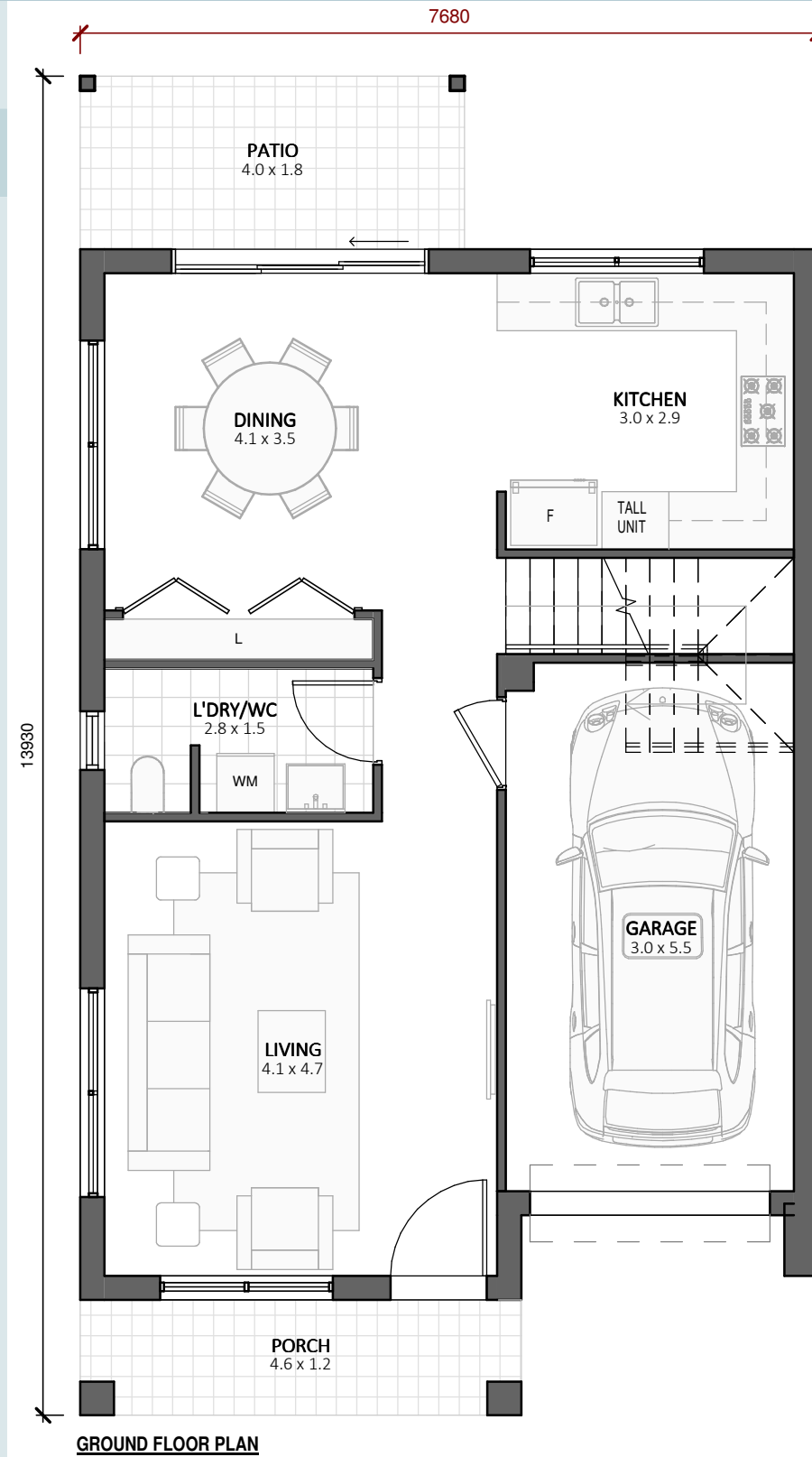
1 CAR SPACE



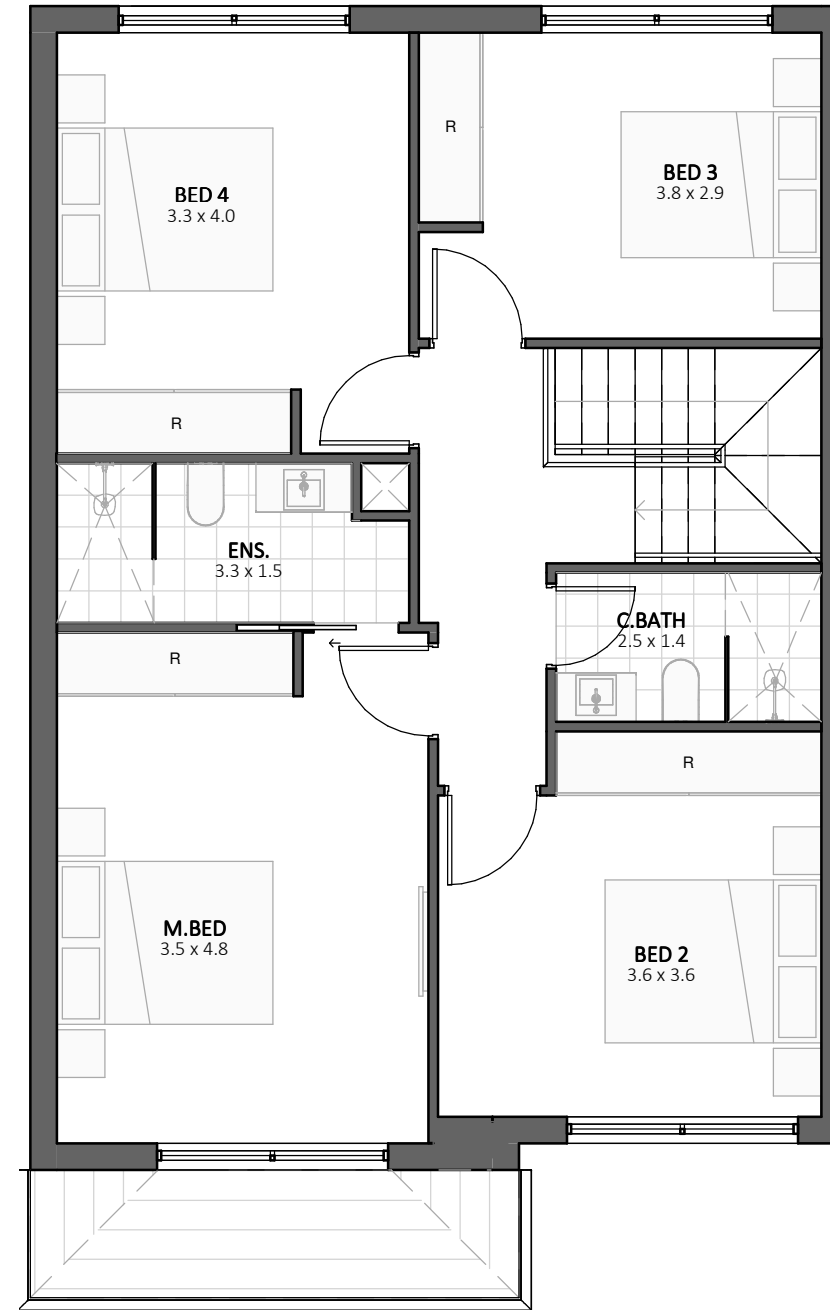
SITE PLAN

### KEY FEATURES:

1. ULTRA MODERN KITCHEN & BATH
2. ENERGY - EFFICIENT APPLIANCES
3. INNOVATIVE DESIGN
4. STEPS MAY BE INTRODUCED IN THE HOUSE & PLANS MAY BE MODIFIED A BIT, DEPENDING ON THE SITE PROFILE
5. ELEVATIONS ARE INDICATIVE



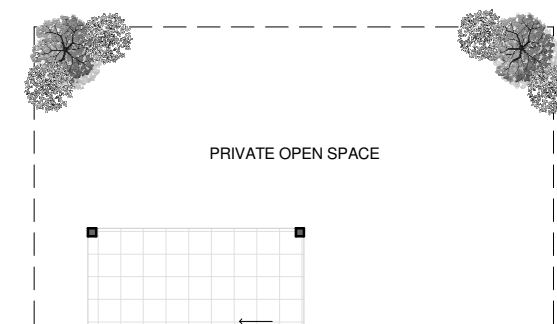
GROUND FLOOR PLAN



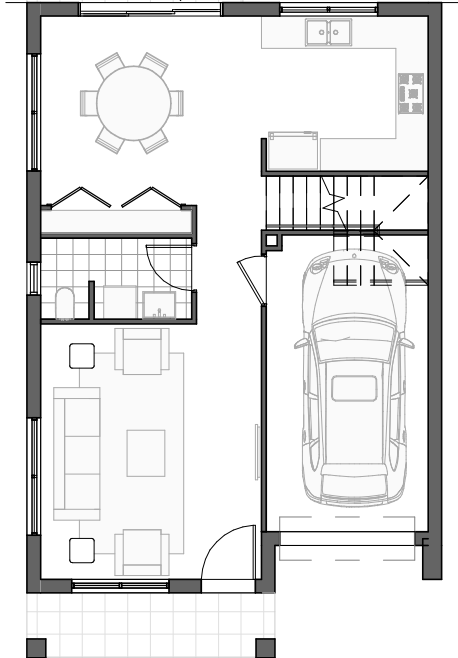
FIRST FLOOR PLAN



CONCEPTUAL ELEVATION



PRIVATE OPEN SPACE



PROPERTY PLAN

				GROUND FLOOR (INC. GARAGE & PORCH)	FIRST FLOOR	APPROX OPEN SPACE (INCLUDING PATIO)	CAR SPACE	TOTAL AREA
				78 m <sup>2</sup>	74 m <sup>2</sup>	53 m <sup>2</sup>	0 m <sup>2</sup>	205 m <sup>2</sup>

DISCLAIMER :- Area quoted to be used as guide only. This plan is for illustration purposes only. All information contained is gathered from sources deemed to be reliable. We have no doubt it is accurate however we cannot guarantee it. Areas are subject to final survey. Layout may change due to final council approval. The marketing plan and strata plan area will vary because of the different methods of calculation adopted. The marketing plan area is based on the floor areas while the strata plan area is based on Strata Schemes (Freehold Development) Act 1973. Note: Store(S), Robe(R), Linen(L), Bath fixtures, Laundry fixtures & Kitchen joinery fixtures, form part of sales package. TV and other items such as credenza, sofa, study desk, TV units & beds are not included as part of sale. Windows and doors sizes are indicative and subject to change based on legislative approval.

ELEVATIONS ARE SUBJECT TO CHANGE UNIT TO UNIT. DRIVEWAY/GARAGE MAY FLIP OTHER WAY AS PER UNIT PLACEMENT ON SITE/SITE CONDITIONS.EXTRA CAR PARK IS SUBJECT TO VARY UNIT TO UNIT AND IF UNIT IS ALLOTTED WITH EXTRA CAR PARK,THAT AREA WILL BE INCLUDED IN THE TOTAL AREA.PRIVATE OPEN SPACE IS SUBJECT TO CHANGE UNIT TO UNIT.BEDROOM DIMENSION INCLUDES THE ROBE.

## UNIT-33

3 BEDROOM

2 BATH

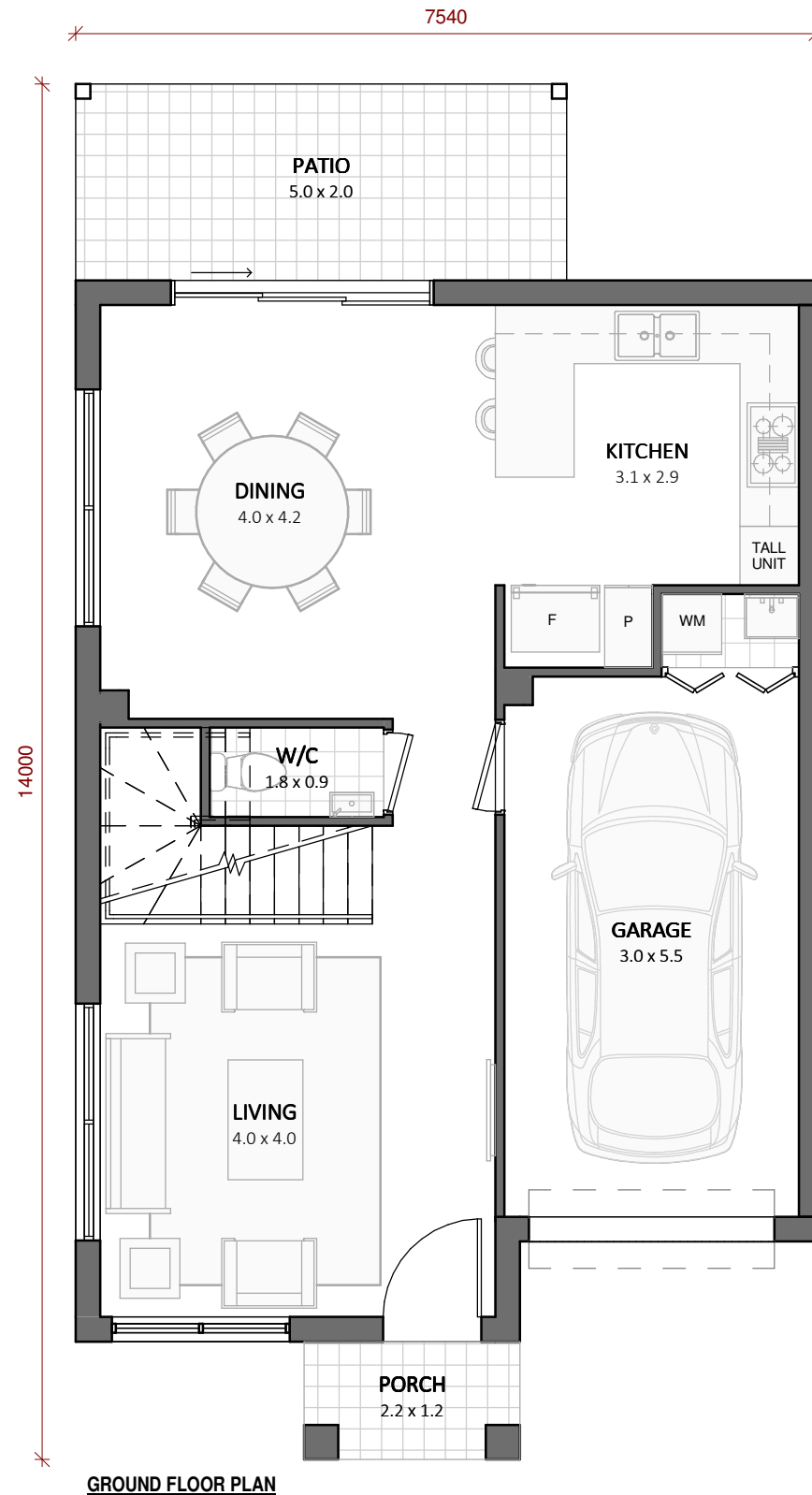
2 CAR SPACE



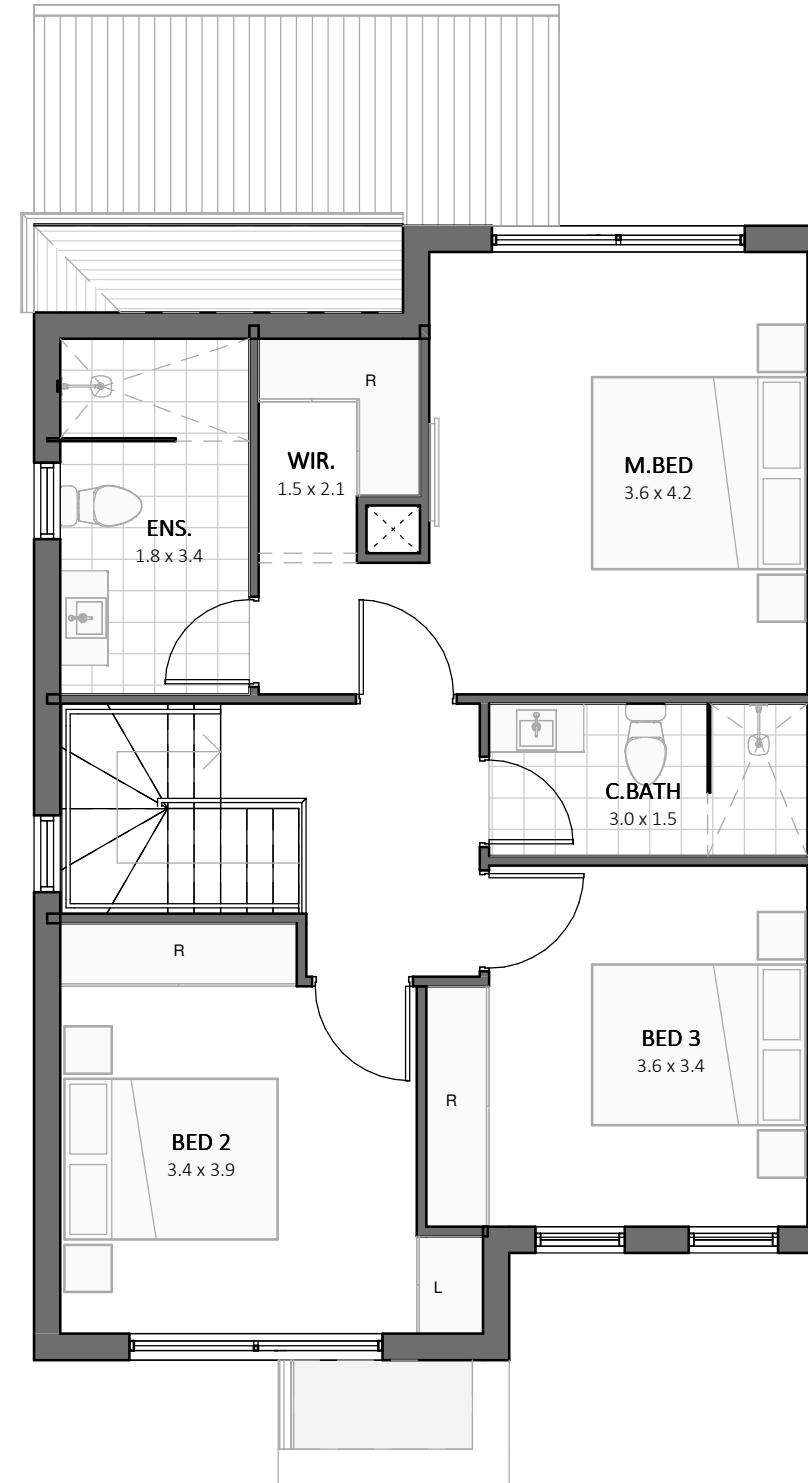
SITE PLAN

### KEY FEATURES:

1. ULTRA MODERN KITCHEN & BATH
2. ENERGY - EFFICIENT APPLIANCES
3. INNOVATIVE DESIGN
4. STEPS MAY BE INTRODUCED IN THE HOUSE & PLANS MAY BE MODIFIED A BIT, DEPENDING ON THE SITE PROFILE
5. ELEVATIONS ARE INDICATIVE



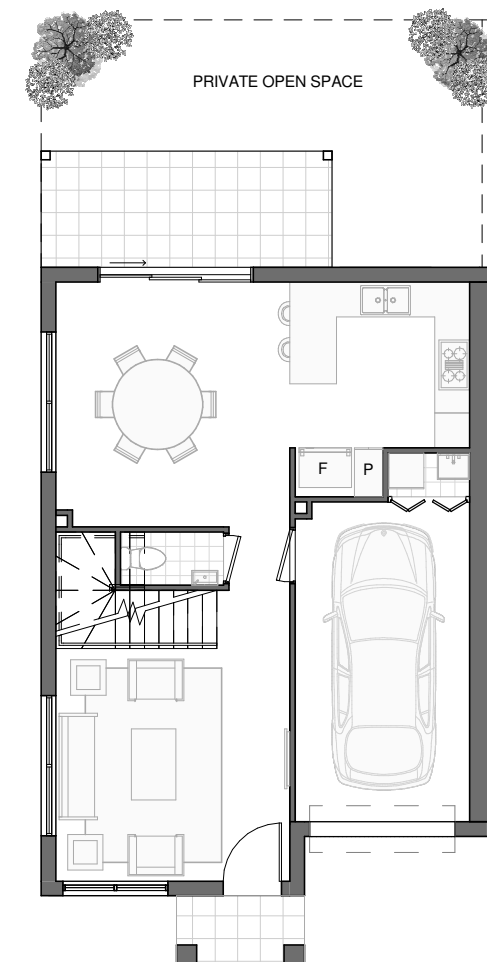
GROUND FLOOR PLAN



FIRST FLOOR PLAN



CONCEPTUAL ELEVATION



PROPERTY PLAN

				GROUND FLOOR (INC. GARAGE & PORCH)	FIRST FLOOR	APPROX OPEN SPACE (INCLUDING PATIO)	CAR SPACE	TOTAL AREA
				73 m <sup>2</sup>	67 m <sup>2</sup>	32 m <sup>2</sup>	13 m <sup>2</sup>	185 m <sup>2</sup>

DISCLAIMER :- Area quoted to be used as guide only. This plan is for illustration purposes only. All information contained is gathered from sources deemed to be reliable. We have no doubt it is accurate however we cannot guarantee it. Areas are subject to final survey. Layout may change due to final council approval. The marketing plan and strata plan area will vary because of the different methods of calculation adopted. The marketing plan area is based on the floor areas while the strata plan area is based on Strata Schemes (Freehold Development) Act 1973. Note: Store(S), Robe(R), Linen(L), Bath fixtures, Laundry fixtures & Kitchen joinery fixtures, form part of sales package. TV and other items such as credenza, sofa, study desk, TV units & beds are not included as part of sale. Windows and doors sizes are indicative and subject to change based on legislative approval.

ELEVATIONS ARE SUBJECT TO CHANGE UNIT TO UNIT. DRIVEWAY/GARAGE MAY FLIP OTHER WAY AS PER UNIT PLACEMENT ON SITE/SITE CONDITIONS.EXTRA CAR PARK IS SUBJECT TO VARY UNIT TO UNIT AND IF UNIT IS ALLOTTED WITH EXTRA CAR PARK,THAT AREA WILL BE INCLUDED IN THE TOTAL AREA.PRIVATE OPEN SPACE IS SUBJECT TO CHANGE UNIT TO UNIT.BEDROOM DIMENSION INCLUDES THE ROBE.



## UNIT-34

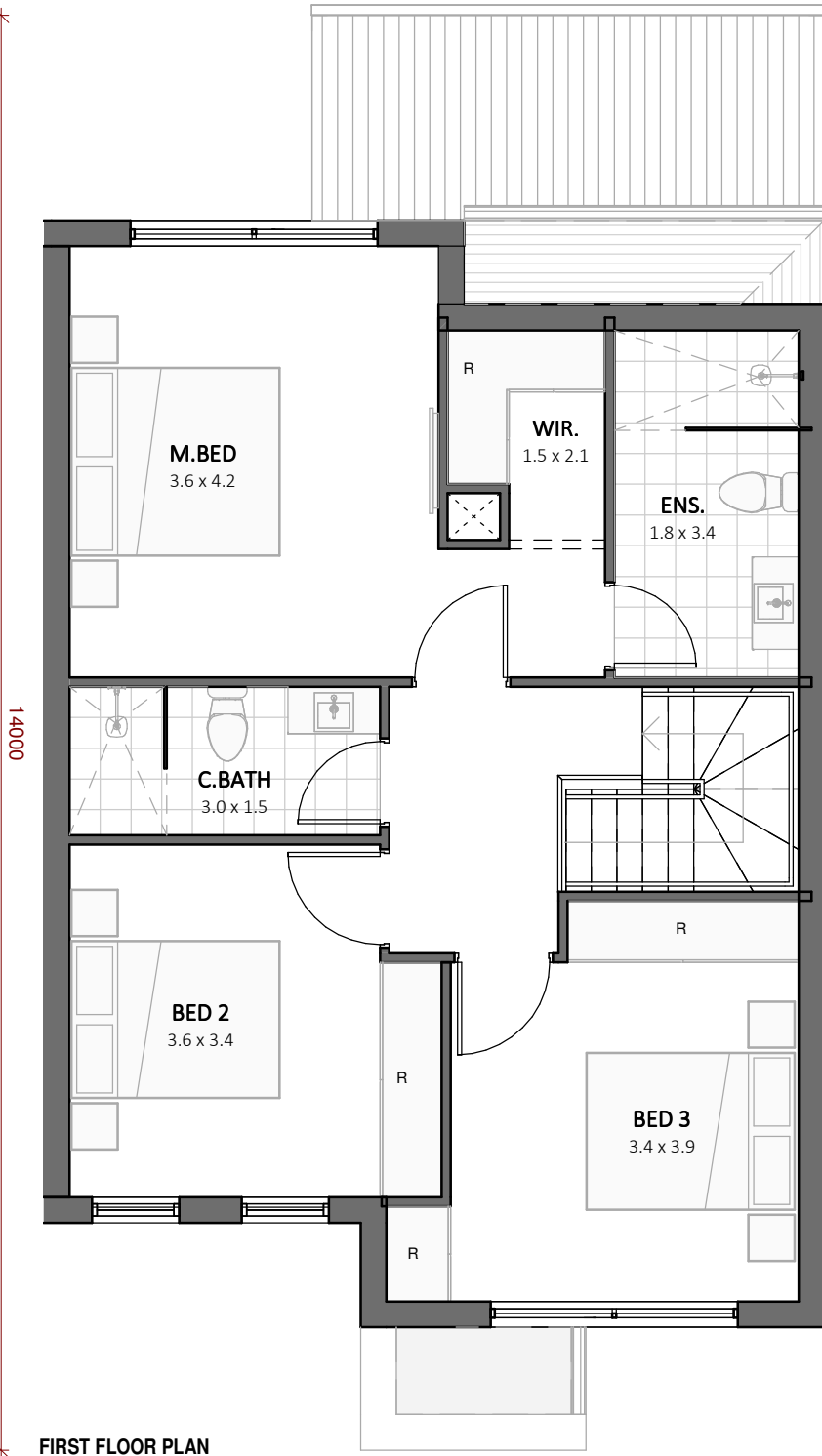
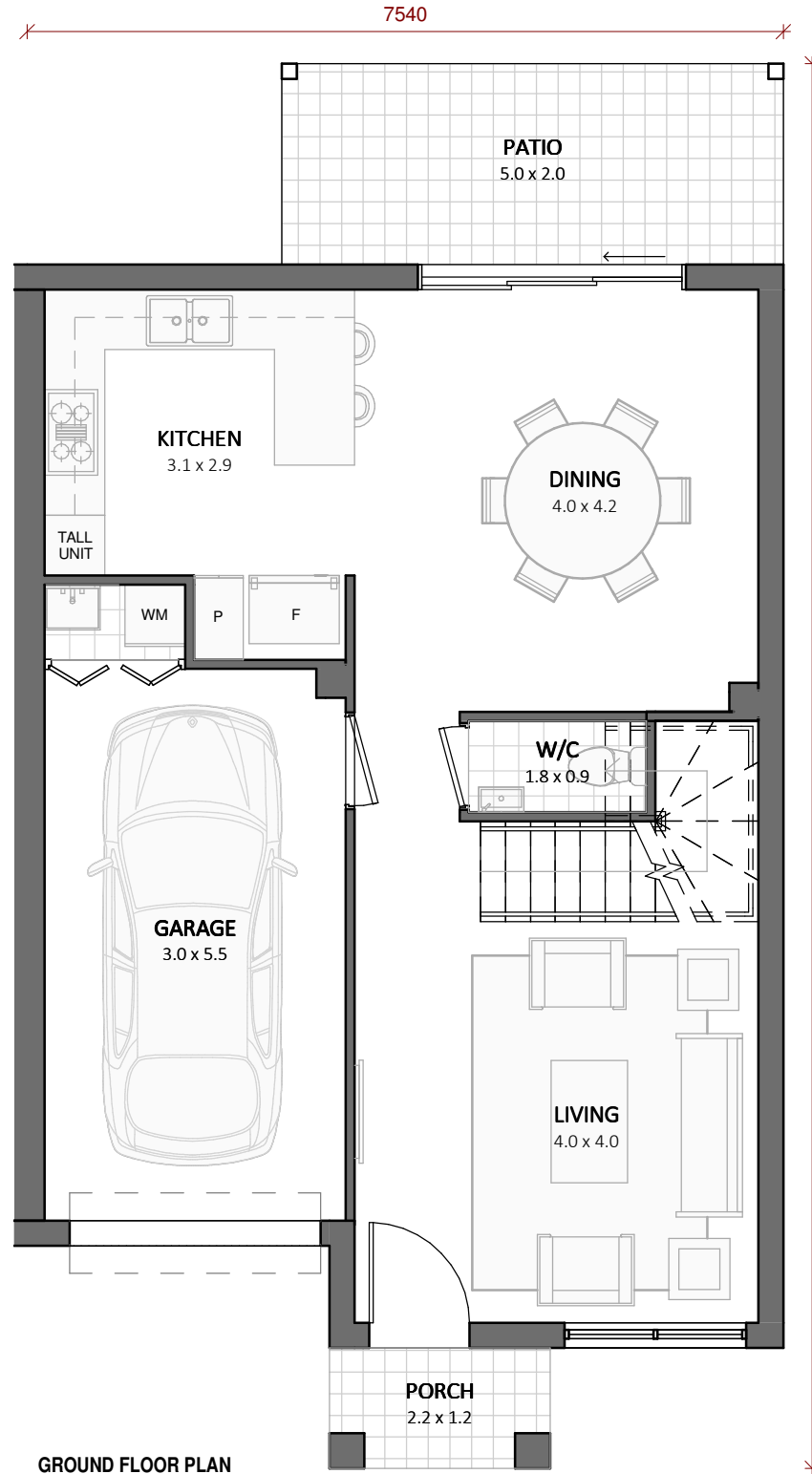
**3 BEDROOM**  
**2 BATH**  
**2 CAR SPACE**



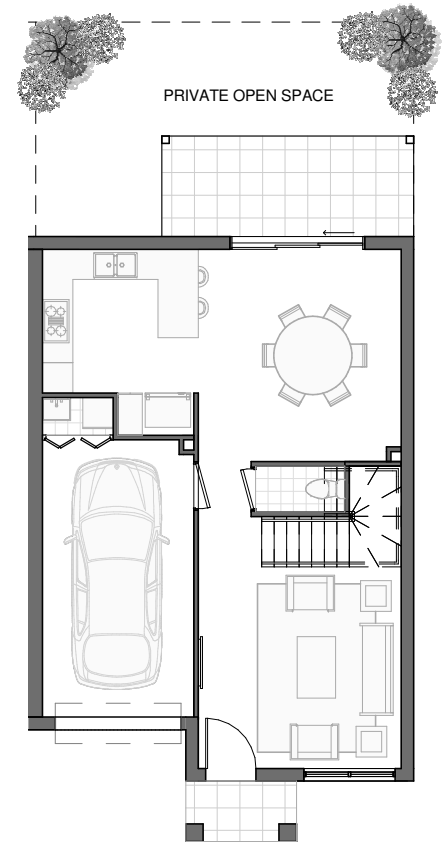
**SITE PLAN**

### KEY FEATURES:





1. ULTRA MODERN KITCHEN & BATH
2. ENERGY - EFFICIENT APPLIANCES
3. INNOVATIVE DESIGN
4. STEPS MAY BE INTRODUCED IN THE HOUSE & PLANS MAY BE MODIFIED A BIT, DEPENDING ON THE SITE PROFILE
5. ELEVATIONS ARE INDICATIVE



**CONCEPTUAL ELEVATION**



**PROPERTY PLAN**

				GROUND FLOOR (INC. GARAGE & PORCH)	FIRST FLOOR	APPROX OPEN SPACE (INCLUDING PATIO)	CAR SPACE	TOTAL AREA
3	2	1	1	73 m <sup>2</sup>	67 m <sup>2</sup>	32 m <sup>2</sup>	13 m <sup>2</sup>	185 m <sup>2</sup>

DISCLAIMER :- Area quoted to be used as guide only. This plan is for illustration purposes only. All information contained is gathered from sources deemed to be reliable. We have no doubt it is accurate however we cannot guarantee it. Areas are subject to final survey. Layout may change due to final council approval. The marketing plan and strata plan area will vary because of the different methods of calculation adopted. The marketing plan area is based on the floor areas while the strata plan area is based on Strata Schemes (Freehold Development) Act 1973. Note: Store(S), Robe(R), Linen(L), Bath fixtures, Laundry fixtures & Kitchen joinery fixtures, form part of sales package. TV and other items such as credenza, sofa, study desk, TV units & beds are not included as part of sale. Windows and doors sizes are indicative and subject to change based on legislative approval.

ELEVATIONS ARE SUBJECT TO CHANGE UNIT TO UNIT. DRIVEWAY/GARAGE MAY FLIP OTHER WAY AS PER UNIT PLACEMENT ON SITE/SITE CONDITIONS.EXTRA CAR PARK IS SUBJECT TO VARY UNIT TO UNIT AND IF UNIT IS ALLOTTED WITH EXTRA CAR PARK,THAT AREA WILL BE INCLUDED IN THE TOTAL AREA.PRIVATE OPEN SPACE IS SUBJECT TO CHANGE UNIT TO UNIT.BEDROOM DIMENSION INCLUDES THE ROBE.

## UNIT-35

3 BEDROOM

2 BATH

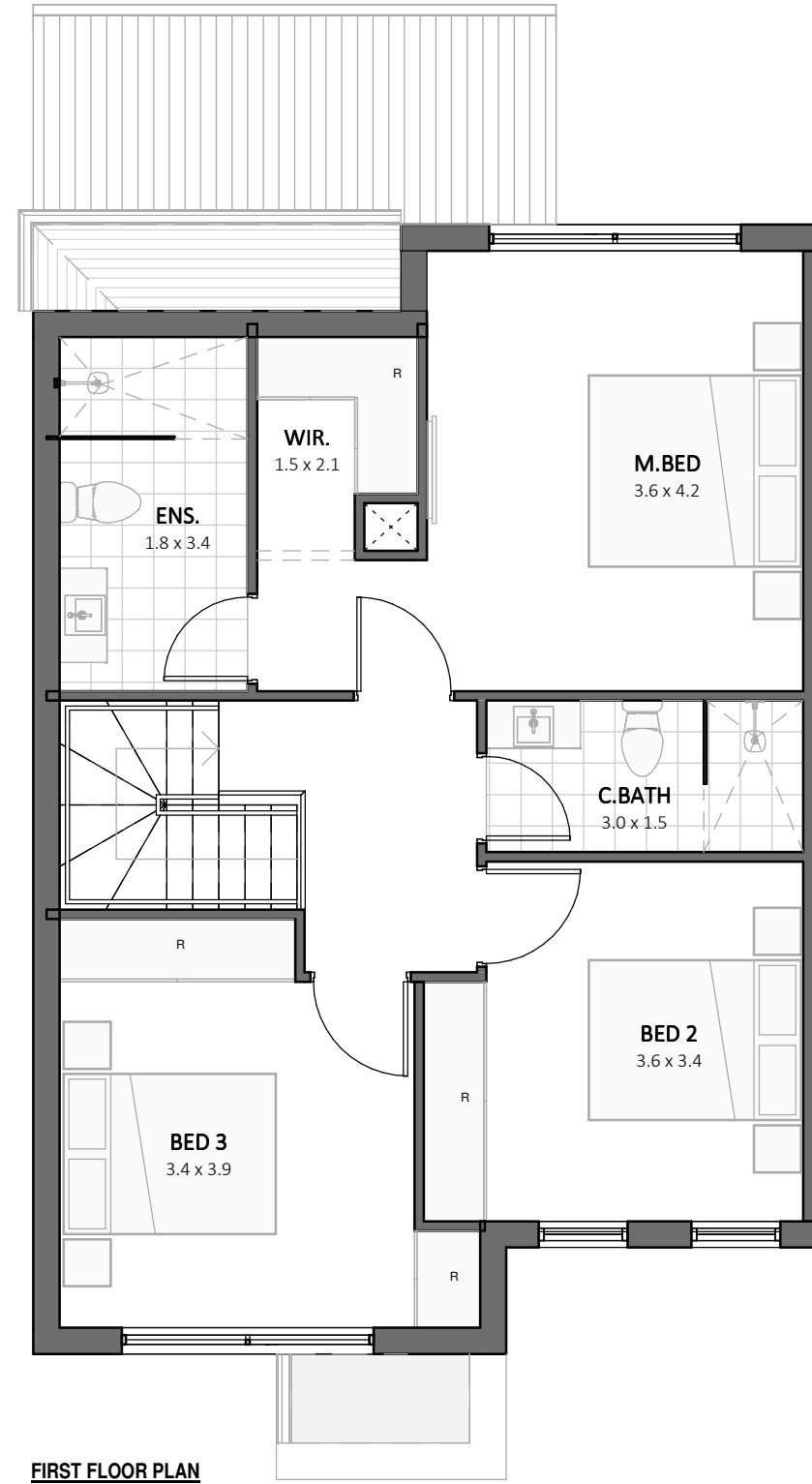
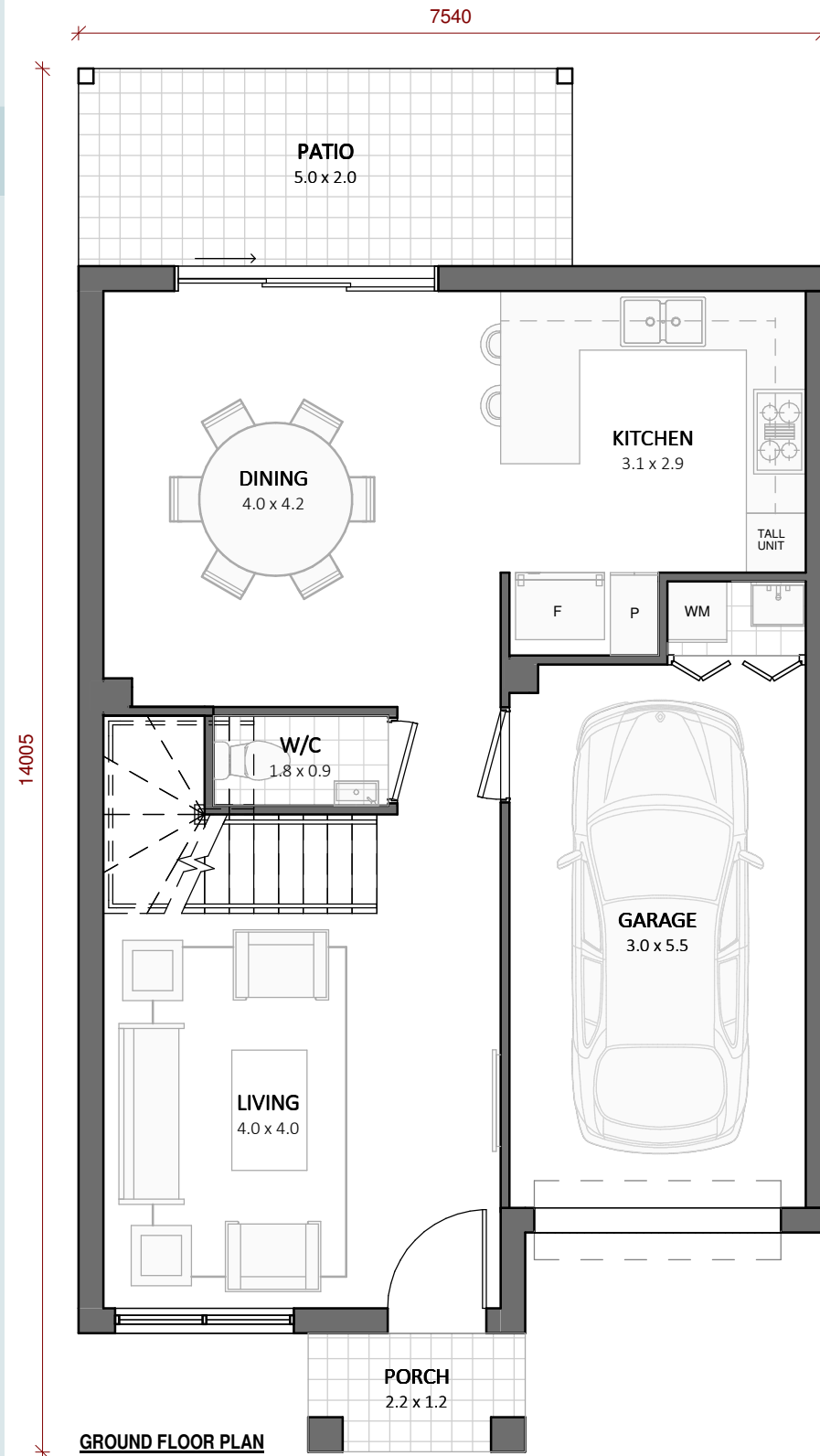
2 CAR SPACE



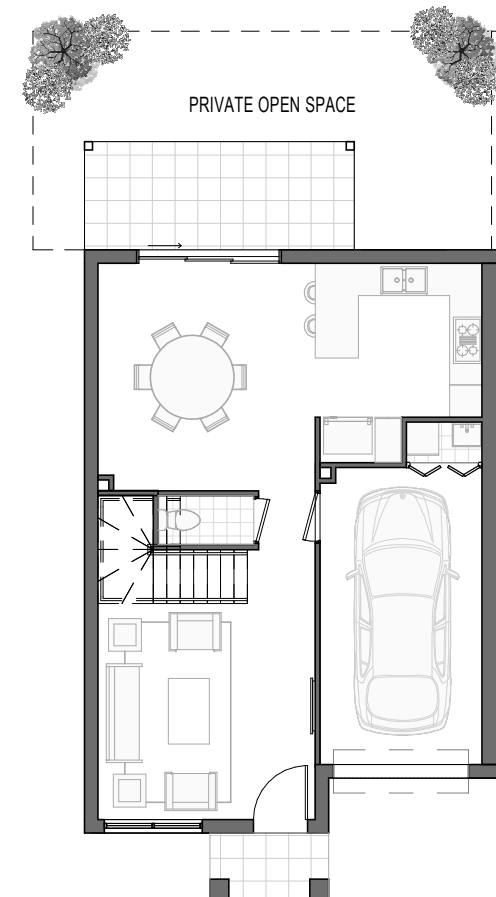
SITE PLAN

### KEY FEATURES:





1. ULTRA MODERN KITCHEN & BATH
2. ENERGY - EFFICIENT APPLIANCES
3. INNOVATIVE DESIGN
4. STEPS MAY BE INTRODUCED IN THE HOUSE & PLANS MAY BE MODIFIED A BIT, DEPENDING ON THE SITE PROFILE
5. ELEVATIONS ARE INDICATIVE



CONCEPTUAL ELEVATION



PROPERTY PLAN

				GROUND FLOOR (INC. GARAGE & PORCH)	FIRST FLOOR	APPROX OPEN SPACE (INCLUDING PATIO)	CAR SPACE	TOTAL AREA
3	2	1	1	73 m <sup>2</sup>	67 m <sup>2</sup>	34 m <sup>2</sup>	13 m <sup>2</sup>	187 m <sup>2</sup>

DISCLAIMER :- Area quoted to be used as guide only. This plan is for illustration purposes only. All information contained is gathered from sources deemed to be reliable. We have no doubt it is accurate however we cannot guarantee it. Areas are subject to final survey. Layout may change due to final council approval. The marketing plan and strata plan area will vary because of the different methods of calculation adopted. The marketing plan area is based on the floor areas while the strata plan area is based on Strata Schemes (Freehold Development) Act 1973. Note: Store(S), Robe(R), Linen(L), Bath fixtures, Laundry fixtures & Kitchen joinery fixtures, form part of sales package. TV and other items such as credenza, sofa, study desk, TV units & beds are not included as part of sale. Windows and doors sizes are indicative and subject to change based on legislative approval.

ELEVATIONS ARE SUBJECT TO CHANGE UNIT TO UNIT. DRIVEWAY/GARAGE MAY FLIP OTHER WAY AS PER UNIT PLACEMENT ON SITE/SITE CONDITIONS.EXTRA CAR PARK IS SUBJECT TO VARY UNIT TO UNIT AND IF UNIT IS ALLOTTED WITH EXTRA CAR PARK,THAT AREA WILL BE INCLUDED IN THE TOTAL AREA.PRIVATE OPEN SPACE IS SUBJECT TO CHANGE UNIT TO UNIT.BEDROOM DIMENSION INCLUDES THE ROBE.

## UNIT-36

3 BEDROOM

2 BATH

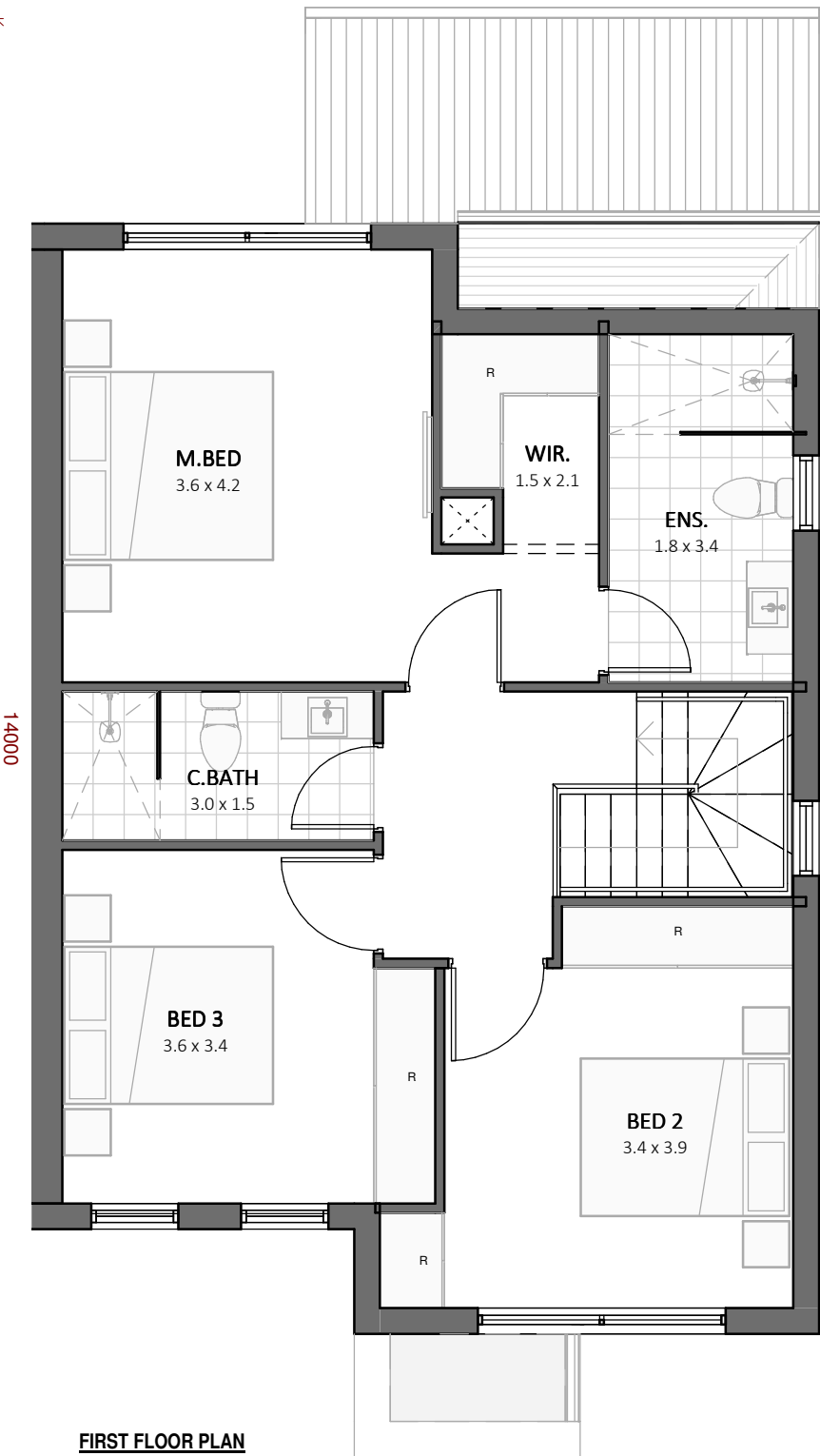
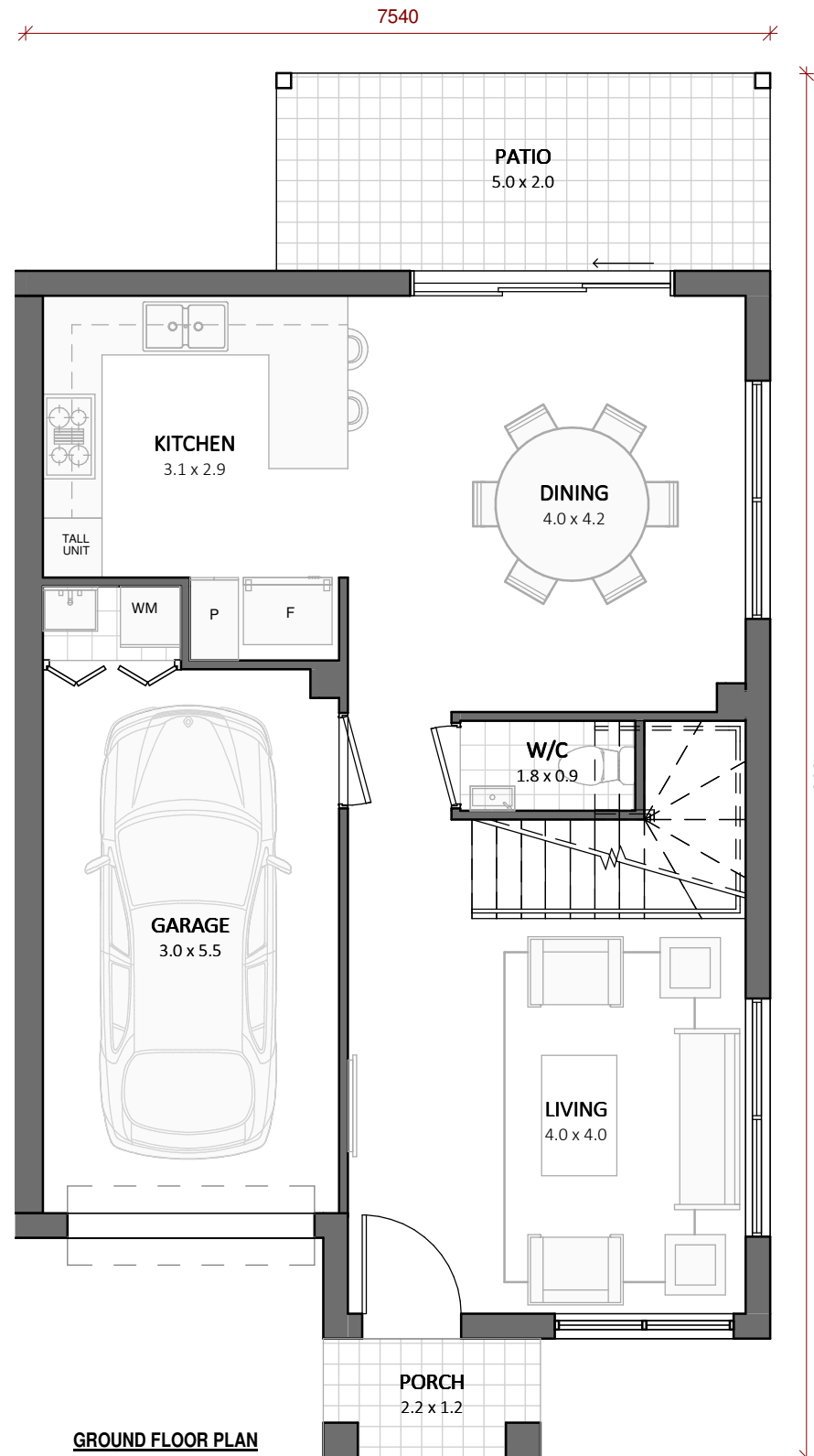
2 CAR SPACE



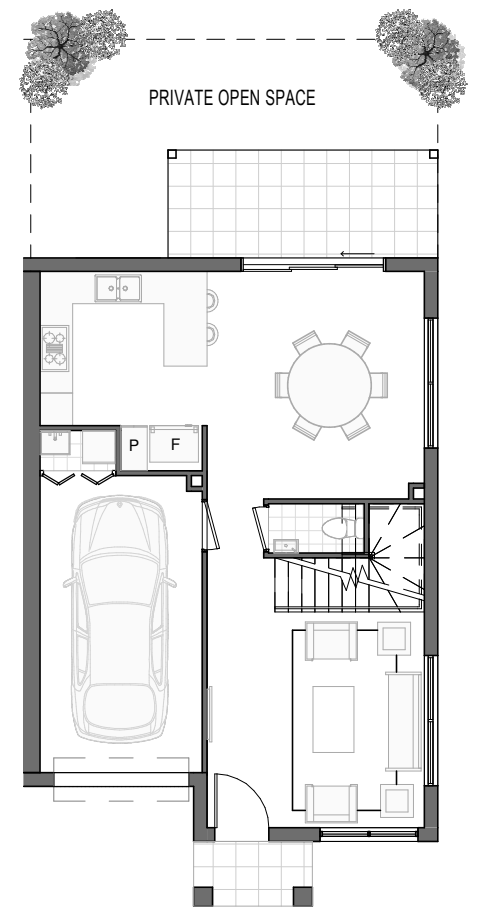
SITE PLAN

### KEY FEATURES:





1. ULTRA MODERN KITCHEN & BATH
2. ENERGY - EFFICIENT APPLIANCES
3. INNOVATIVE DESIGN
4. STEPS MAY BE INTRODUCED IN THE HOUSE & PLANS MAY BE MODIFIED A BIT, DEPENDING ON THE SITE PROFILE
5. ELEVATIONS ARE INDICATIVE



CONCEPTUAL ELEVATION



PROPERTY PLAN

				GROUND FLOOR (INC. GARAGE & PORCH)	FIRST FLOOR	APPROX OPEN SPACE (INCLUDING PATIO)	CAR SPACE	TOTAL AREA
				73 m <sup>2</sup>	67 m <sup>2</sup>	31 m <sup>2</sup>	13 m <sup>2</sup>	184 m <sup>2</sup>

DISCLAIMER :- Area quoted to be used as guide only. This plan is for illustration purposes only. All information contained is gathered from sources deemed to be reliable. We have no doubt it is accurate however we cannot guarantee it. Areas are subject to final survey. Layout may change due to final council approval. The marketing plan and strata plan area will vary because of the different methods of calculation adopted. The marketing plan area is based on the floor areas while the strata plan area is based on Strata Schemes (Freehold Development) Act 1973. Note: Store(S), Robe(R), Linen(L), Bath fixtures, Laundry fixtures & Kitchen joinery fixtures, form part of sales package. TV and other items such as credenza, sofa, study desk, TV units & beds are not included as part of sale. Windows and doors sizes are indicative and subject to change based on legislative approval.

ELEVATIONS ARE SUBJECT TO CHANGE UNIT TO UNIT. DRIVEWAY/GARAGE MAY FLIP OTHER WAY AS PER UNIT PLACEMENT ON SITE/SITE CONDITIONS.EXTRA CAR PARK IS SUBJECT TO VARY UNIT TO UNIT AND IF UNIT IS ALLOTTED WITH EXTRA CAR PARK,THAT AREA WILL BE INCLUDED IN THE TOTAL AREA.PRIVATE OPEN SPACE IS SUBJECT TO CHANGE UNIT TO UNIT.BEDROOM DIMENSION INCLUDES THE ROBE.



## UNIT-37

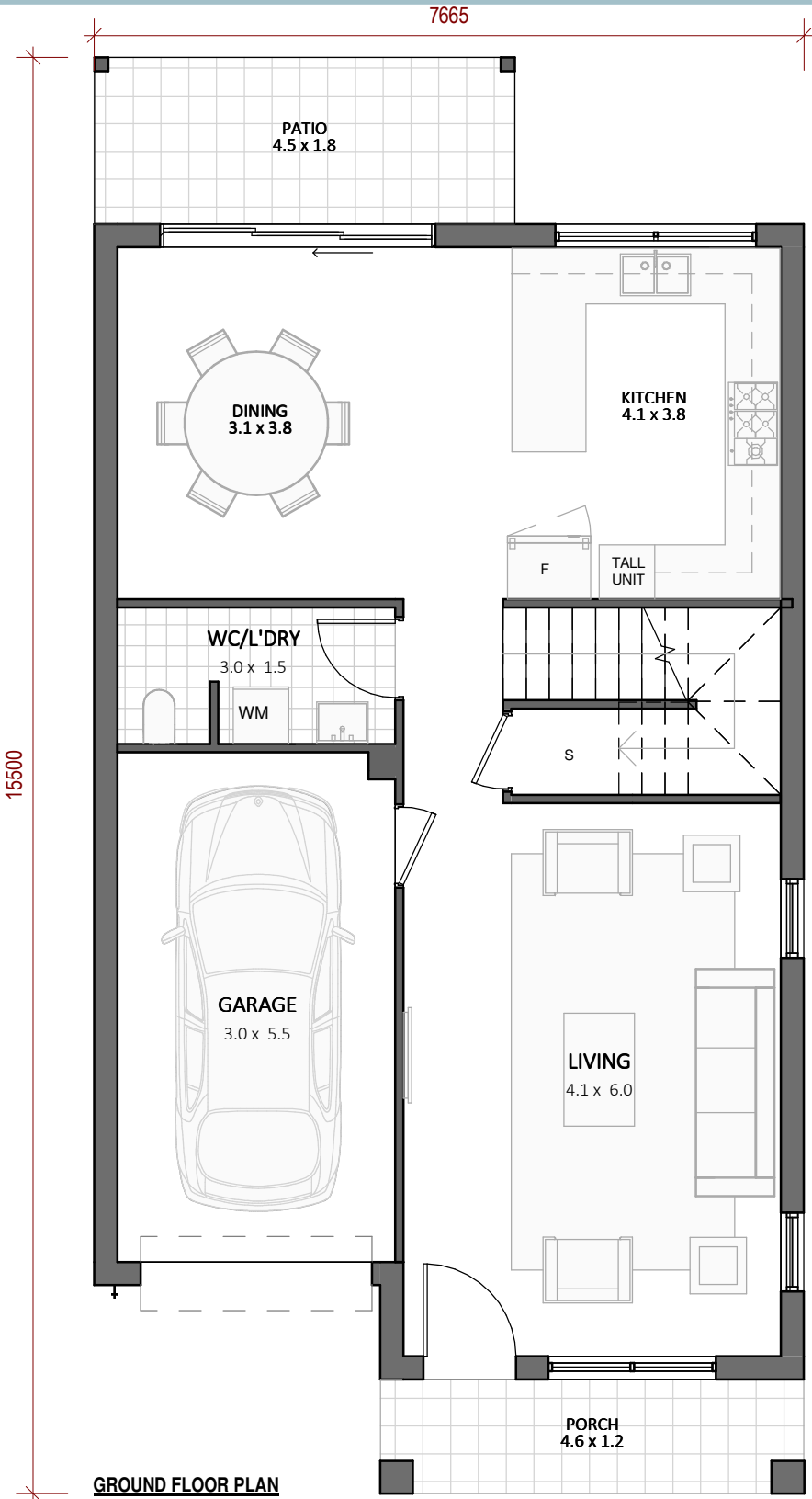
4 BEDROOM  
2 BATH  
1 CAR SPACE



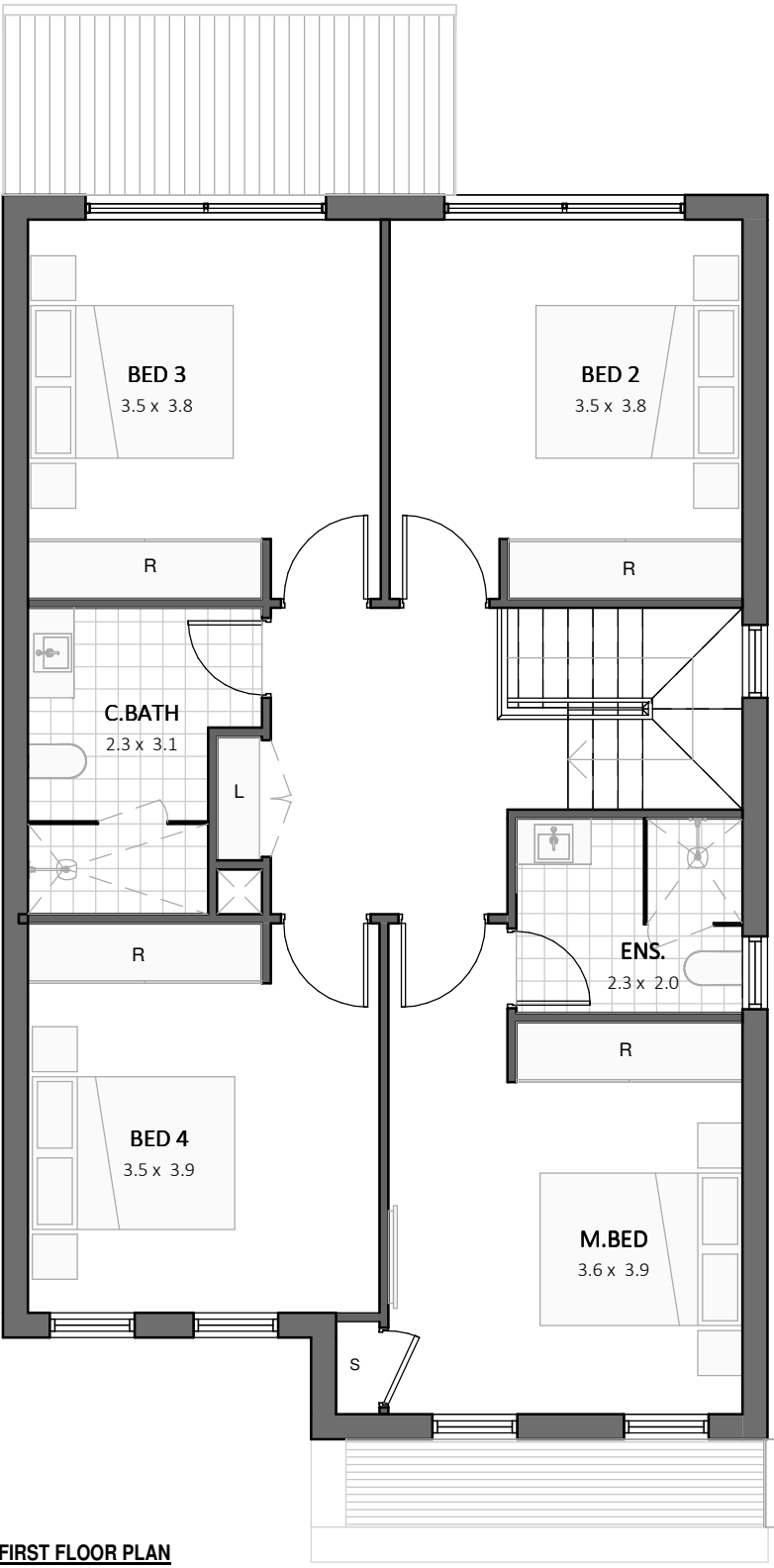
SITE PLAN

### KEY FEATURES:

1. ULTRA MODERN KITCHEN & BATH
2. ENERGY - EFFICIENT APPLIANCES
3. INNOVATIVE DESIGN
4. STEPS MAY BE INTRODUCED IN THE HOUSE & PLANS MAY BE MODIFIED A BIT, DEPENDING ON THE SITE PROFILE
5. ELEVATIONS ARE INDICATIVE



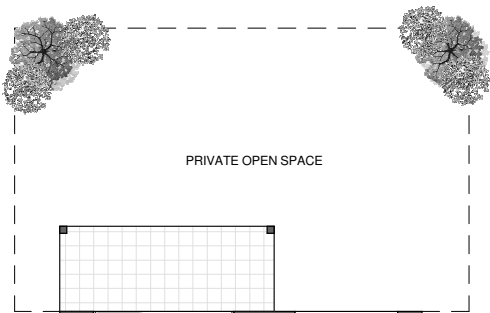
GROUND FLOOR PLAN



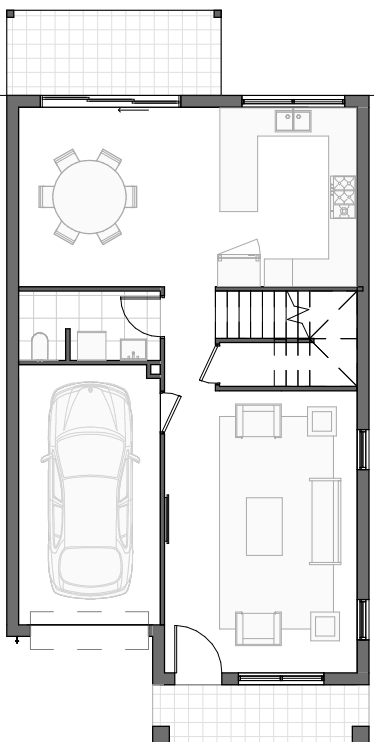
FIRST FLOOR PLAN







CONCEPTUAL ELEVATION



PRIVATE OPEN SPACE



PROPERTY PLAN

				GROUND FLOOR (INC. GARAGE & PORCH)	FIRST FLOOR	APPROX OPEN SPACE (INCLUDING PATIO)	CAR SPACE	TOTAL AREA
4	2	1	0	88 m <sup>2</sup>	83 m <sup>2</sup>	58 m <sup>2</sup>	0 m <sup>2</sup>	229 m <sup>2</sup>

DISCLAIMER :- Area quoted to be used as guide only. This plan is for illustration purposes only. All information contained is gathered from sources deemed to be reliable. We have no doubt it is accurate however we cannot guarantee it. Areas are subject to final survey. Layout may change due to final council approval. The marketing plan and strata plan area will vary because of the different methods of calculation adopted. The marketing plan area is based on the floor areas while the strata plan area is based on Strata Schemes (Freehold Development) Act 1973. Note: Store(S), Robe(R), Linen(L), Bath fixtures, Laundry fixtures & Kitchen joinery fixtures, form part of sales package. TV and other items such as credenza, sofa, study desk, TV units & beds are not included as part of sale. Windows and doors sizes are indicative and subject to change based on legislative approval.

ELEVATIONS ARE SUBJECT TO CHANGE UNIT TO UNIT. DRIVEWAY/GARAGE MAY FLIP OTHER WAY AS PER UNIT PLACEMENT ON SITE/SITE CONDITIONS.EXTRA CAR PARK IS SUBJECT TO VARY UNIT TO UNIT AND IF UNIT IS ALLOTTED WITH EXTRA CAR PARK,THAT AREA WILL BE INCLUDED IN THE TOTAL AREA.PRIVATE OPEN SPACE IS SUBJECT TO CHANGE UNIT TO UNIT.BEDROOM DIMENSION INCLUDES THE ROBE.

## UNIT-38

4 BEDROOM

2 BATH

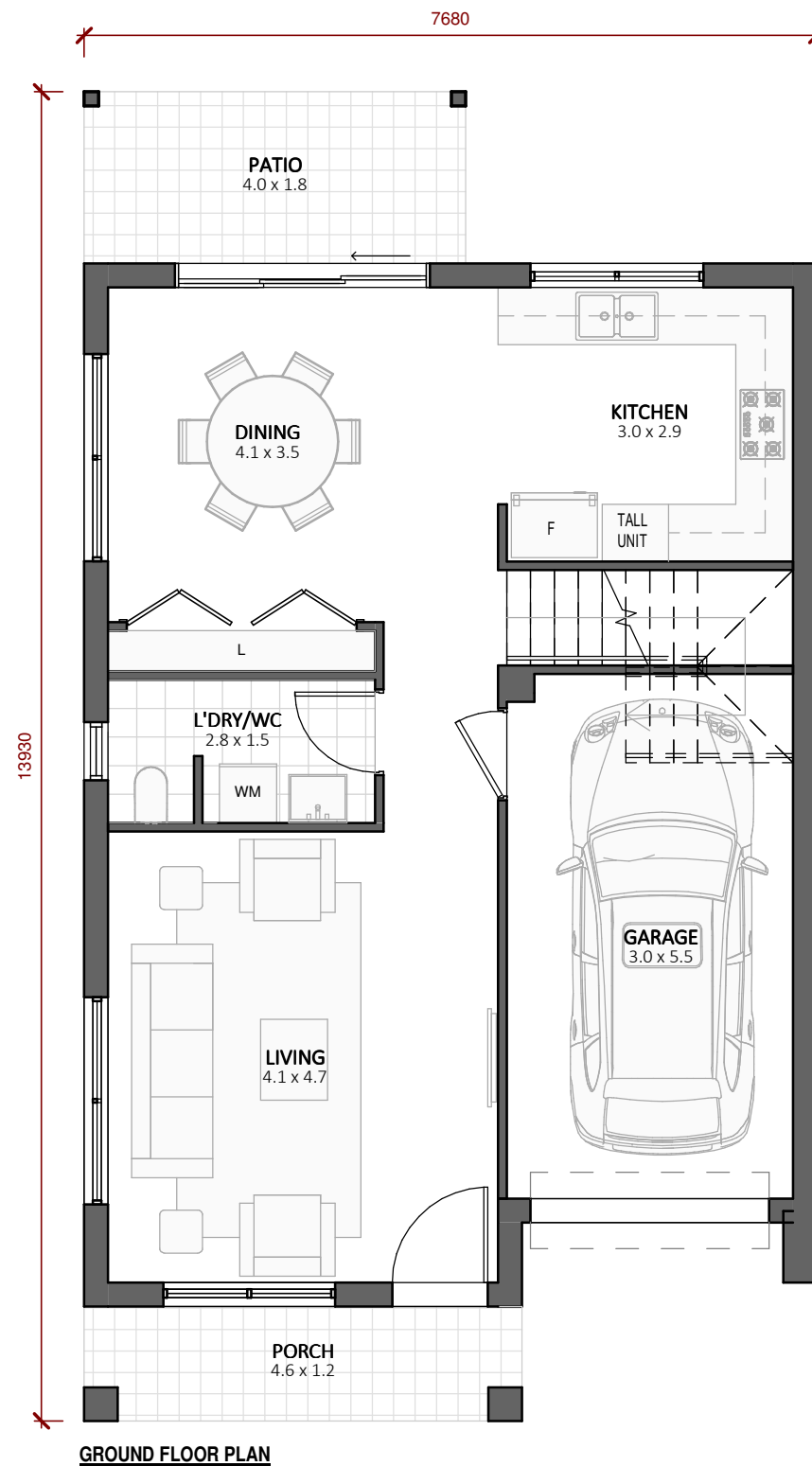
1 CAR SPACE



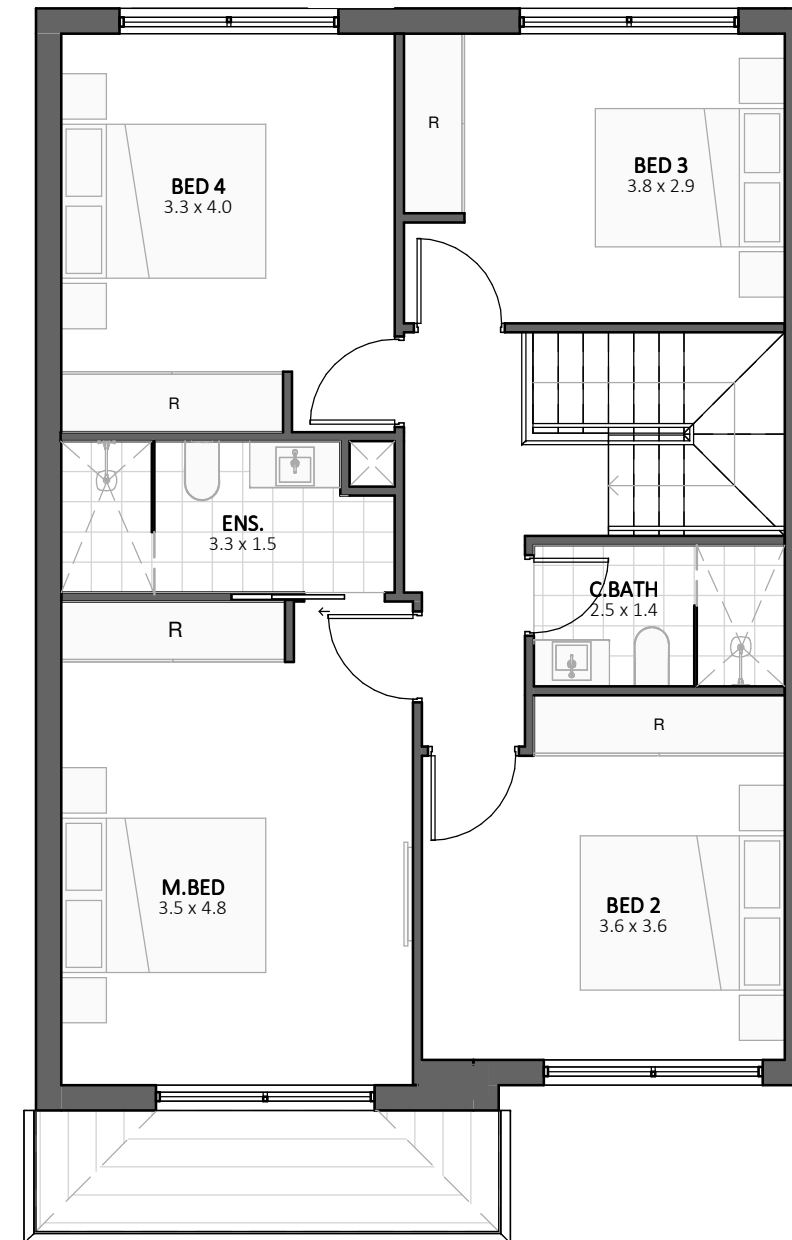
SITE PLAN

### KEY FEATURES:

1. ULTRA MODERN KITCHEN & BATH
2. ENERGY - EFFICIENT APPLIANCES
3. INNOVATIVE DESIGN
4. STEPS MAY BE INTRODUCED IN THE HOUSE & PLANS MAY BE MODIFIED A BIT, DEPENDING ON THE SITE PROFILE
5. ELEVATIONS ARE INDICATIVE



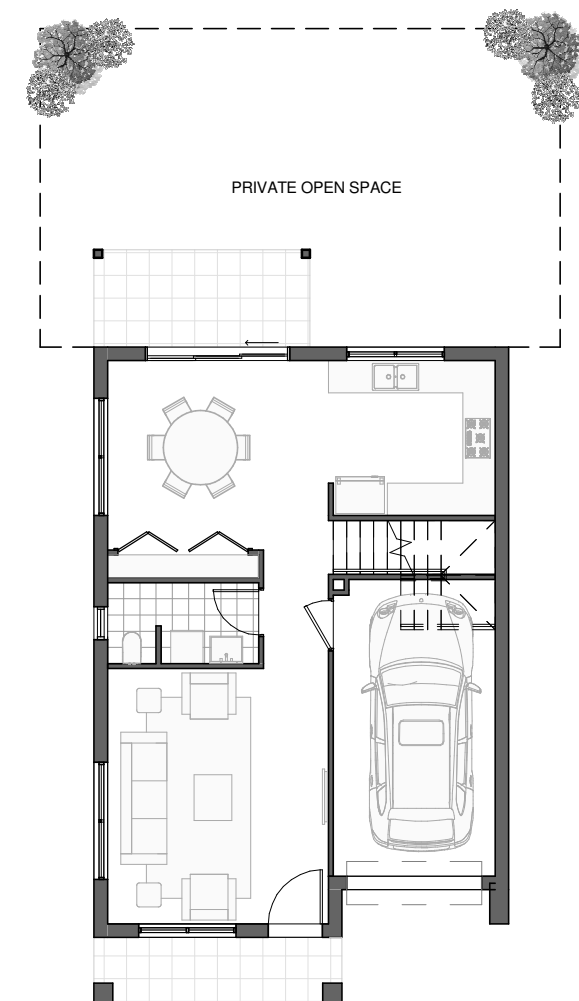
GROUND FLOOR PLAN



FIRST FLOOR PLAN



CONCEPTUAL ELEVATION



PROPERTY PLAN

				GROUND FLOOR (INC. GARAGE & PORCH)	FIRST FLOOR	APPROX OPEN SPACE (INCLUDING PATIO)	CAR SPACE	TOTAL AREA
4	2	1	0	78 m <sup>2</sup>	74 m <sup>2</sup>	57 m <sup>2</sup>	0 m <sup>2</sup>	209 m <sup>2</sup>

DISCLAIMER :- Area quoted to be used as guide only. This plan is for illustration purposes only. All information contained is gathered from sources deemed to be reliable. We have no doubt it is accurate however we cannot guarantee it. Areas are subject to final survey. Layout may change due to final council approval. The marketing plan and strata plan area will vary because of the different methods of calculation adopted. The marketing plan area is based on the floor areas while the strata plan area is based on Strata Schemes (Freehold Development) Act 1973. Note: Store(S), Robe(R), Linen(L), Bath fixtures, Laundry fixtures & Kitchen joinery fixtures, form part of sales package. TV and other items such as credenza, sofa, study desk, TV units & beds are not included as part of sale. Windows and doors sizes are indicative and subject to change based on legislative approval.

ELEVATIONS ARE SUBJECT TO CHANGE UNIT TO UNIT. DRIVEWAY/GARAGE MAY FLIP OTHER WAY AS PER UNIT PLACEMENT ON SITE/SITE CONDITIONS.EXTRA CAR PARK IS SUBJECT TO VARY UNIT TO UNIT AND IF UNIT IS ALLOTTED WITH EXTRA CAR PARK,THAT AREA WILL BE INCLUDED IN THE TOTAL AREA.PRIVATE OPEN SPACE IS SUBJECT TO CHANGE UNIT TO UNIT.BEDROOM DIMENSION INCLUDES THE ROBE.

## UNIT-39

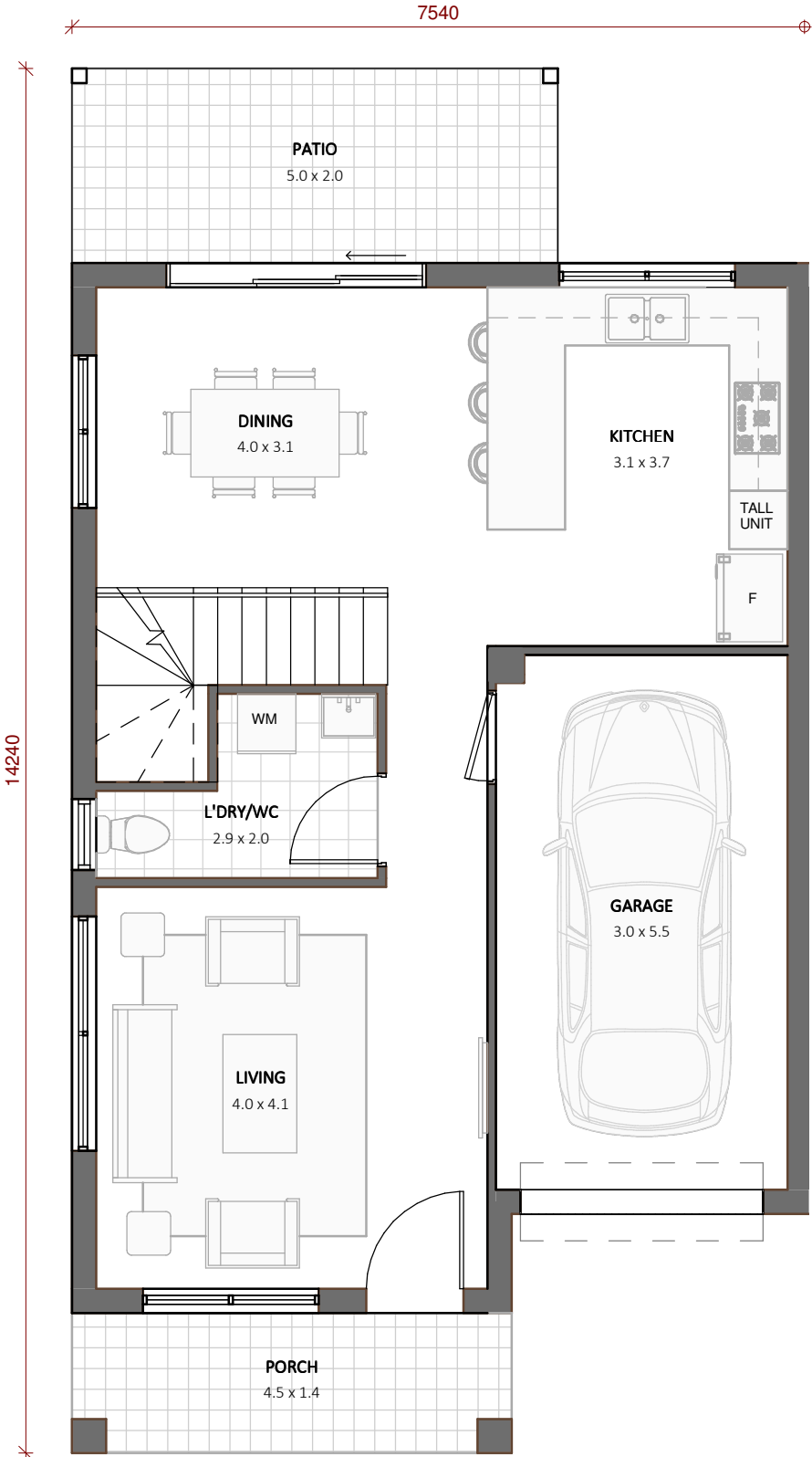
4 BEDROOM  
2 BATH  
2 CAR SPACE



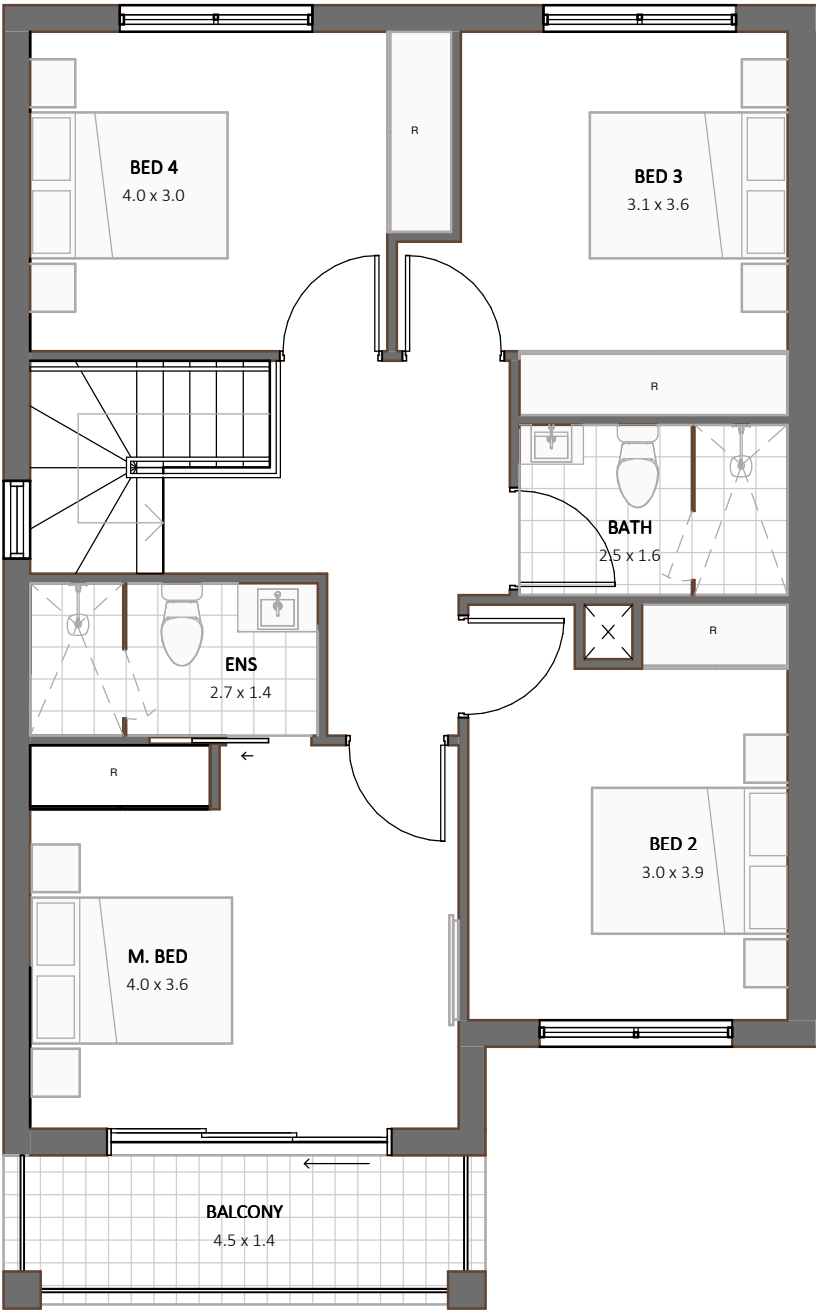
SITE PLAN

### KEY FEATURES:

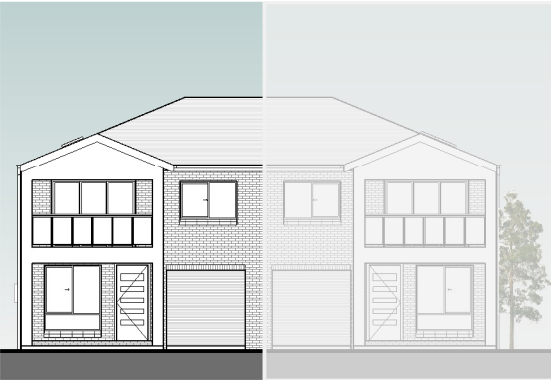
1. ULTRA MODERN KITCHEN & BATH
2. ENERGY - EFFICIENT APPLIANCES
3. INNOVATIVE DESIGN
4. STEPS MAY BE INTRODUCED IN THE HOUSE & PLANS MAY BE MODIFIED A BIT, DEPENDING ON THE SITE PROFILE
5. ELEVATIONS ARE INDICATIVE



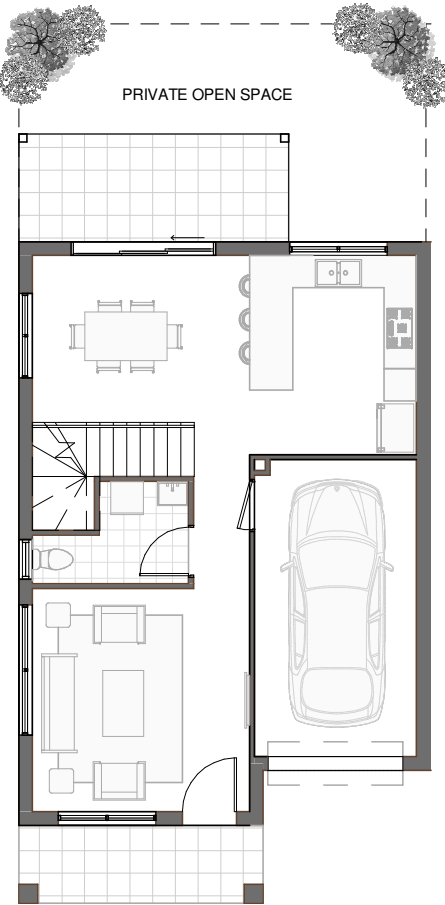
GROUND FLOOR PLAN







FIRST FLOOR PLAN



CONCEPTUAL ELEVATION



PROPERTY PLAN

				GROUND FLOOR (INC. GARAGE & PORCH)	FIRST FLOOR	APPROX OPEN SPACE (INCLUDING PATIO)	CAR SPACE	TOTAL AREA
4	2	1	1	77 m <sup>2</sup>	77 m <sup>2</sup>	31 m <sup>2</sup>	13 m <sup>2</sup>	198 m <sup>2</sup>

DISCLAIMER :- Area quoted to be used as guide only. This plan is for illustration purposes only. All information contained is gathered from sources deemed to be reliable. We have no doubt it is accurate however we cannot guarantee it. Areas are subject to final survey. Layout may change due to final council approval. The marketing plan and strata plan area will vary because of the different methods of calculation adopted. The marketing plan area is based on the floor areas while the strata plan area is based on Strata Schemes (Freehold Development) Act 1973. Note: Store(S), Robe(R), Linen(L), Bath fixtures, Laundry fixtures & Kitchen joinery fixtures, form part of sales package. TV and other items such as credenza, sofa, study desk, TV units & beds are not included as part of sale. Windows and doors sizes are indicative and subject to change based on legislative approval.

ELEVATIONS ARE SUBJECT TO CHANGE UNIT TO UNIT. DRIVEWAY/GARAGE MAY FLIP OTHER WAY AS PER UNIT PLACEMENT ON SITE/SITE CONDITIONS.EXTRA CAR PARK IS SUBJECT TO VARY UNIT TO UNIT AND IF UNIT IS ALLOTTED WITH EXTRA CAR PARK,THAT AREA WILL BE INCLUDED IN THE TOTAL AREA.PRIVATE OPEN SPACE IS SUBJECT TO CHANGE UNIT TO UNIT.BEDROOM DIMENSION INCLUDES THE ROBE.



## UNIT-40

4 BEDROOM

2 BATH

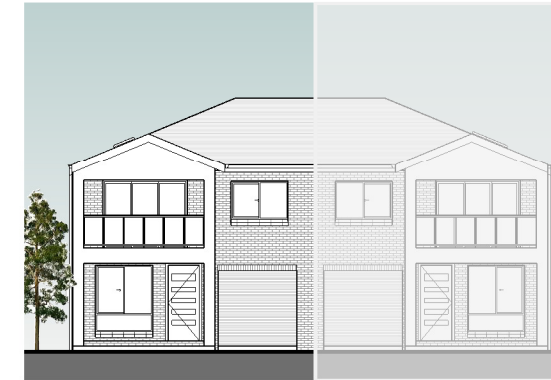
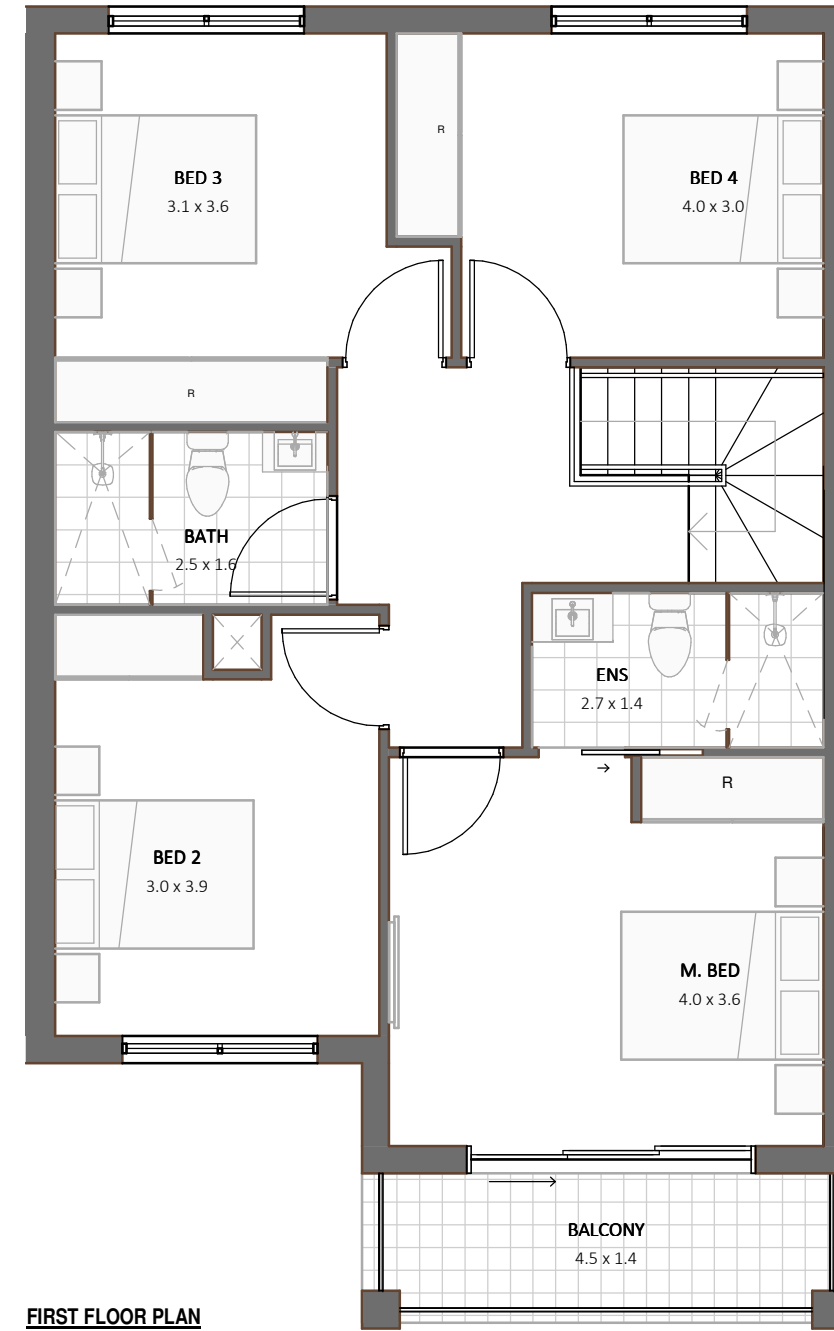
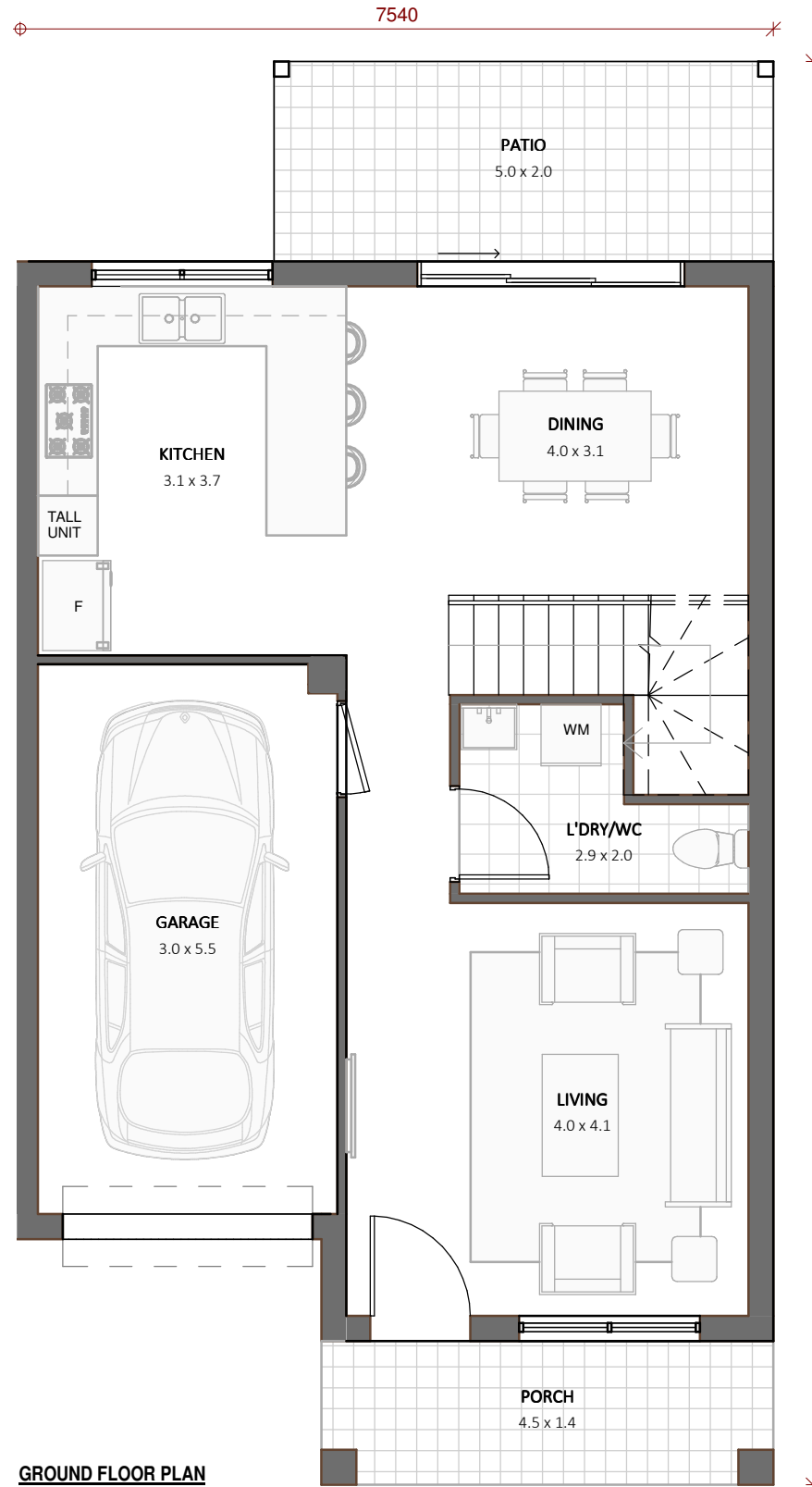
2 CAR SPACE



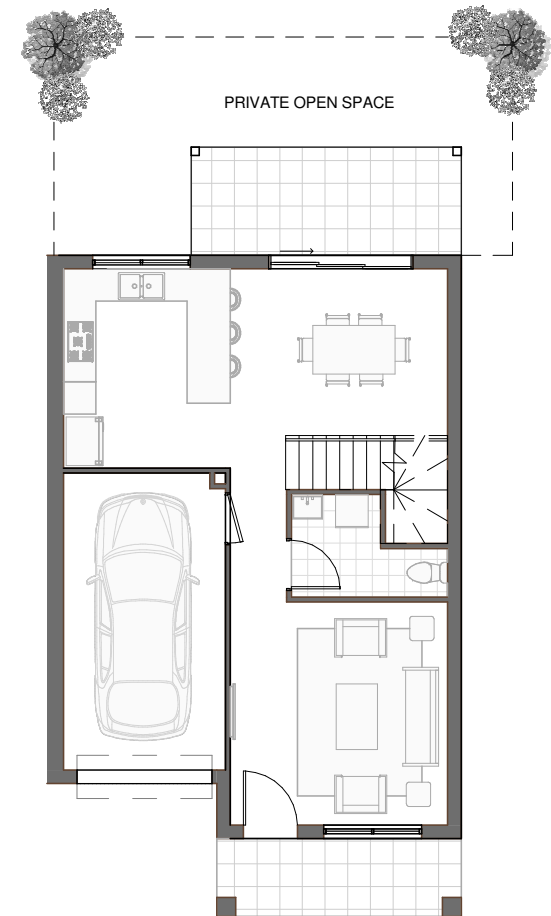
SITE PLAN

### KEY FEATURES:

1. ULTRA MODERN KITCHEN & BATH
2. ENERGY - EFFICIENT APPLIANCES
3. INNOVATIVE DESIGN
4. STEPS MAY BE INTRODUCED IN THE HOUSE & PLANS MAY BE MODIFIED A BIT, DEPENDING ON THE SITE PROFILE
5. ELEVATIONS ARE INDICATIVE



CONCEPTUAL ELEVATION



PROPERTY PLAN

				GROUND FLOOR (INC. GARAGE & PORCH)	FIRST FLOOR	APPROX OPEN SPACE (INCLUDING PATIO)	CAR SPACE	TOTAL AREA
				77 m <sup>2</sup>	77 m <sup>2</sup>	35 m <sup>2</sup>	13 m <sup>2</sup>	202 m <sup>2</sup>

DISCLAIMER :- Area quoted to be used as guide only. This plan is for illustration purposes only. All information contained is gathered from sources deemed to be reliable. We have no doubt it is accurate however we cannot guarantee it. Areas are subject to final survey. Layout may change due to final council approval. The marketing plan and strata plan area will vary because of the different methods of calculation adopted. The marketing plan area is based on the floor areas while the strata plan area is based on Strata Schemes (Freehold Development) Act 1973. Note: Store(S), Robe(R), Linen(L), Bath fixtures, Laundry fixtures & Kitchen joinery fixtures, form part of sales package. TV and other items such as credenza, sofa, study desk, TV units & beds are not included as part of sale. Windows and doors sizes are indicative and subject to change based on legislative approval.

ELEVATIONS ARE SUBJECT TO CHANGE UNIT TO UNIT. DRIVEWAY/GARAGE MAY FLIP OTHER WAY AS PER UNIT PLACEMENT ON SITE/SITE CONDITIONS.EXTRA CAR PARK IS SUBJECT TO VARY UNIT TO UNIT AND IF UNIT IS ALLOTTED WITH EXTRA CAR PARK,THAT AREA WILL BE INCLUDED IN THE TOTAL AREA.PRIVATE OPEN SPACE IS SUBJECT TO CHANGE UNIT TO UNIT.BEDROOM DIMENSION INCLUDES THE ROBE.

## UNIT-41

3 BEDROOM

2 BATH

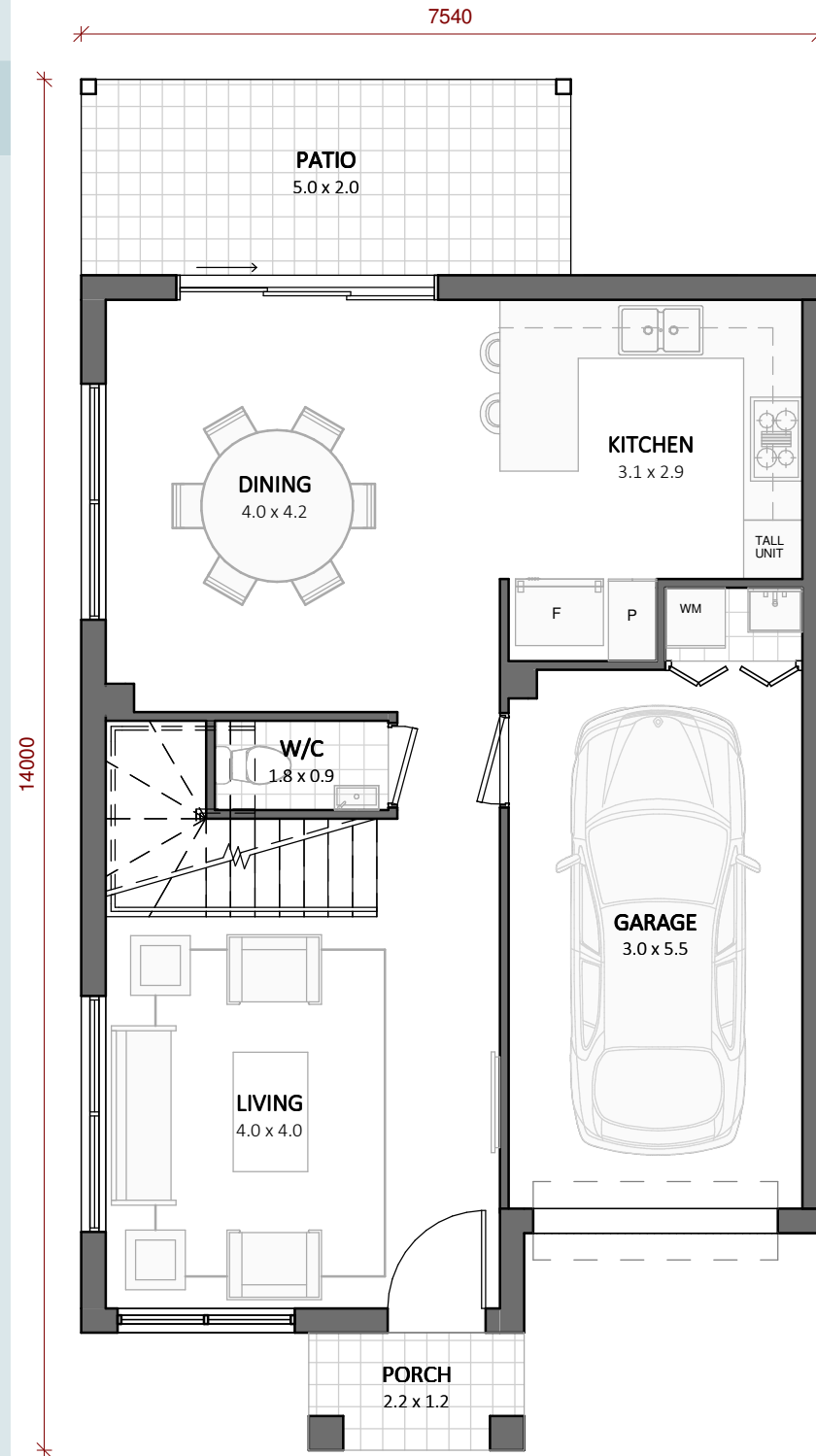
2 CAR SPACE



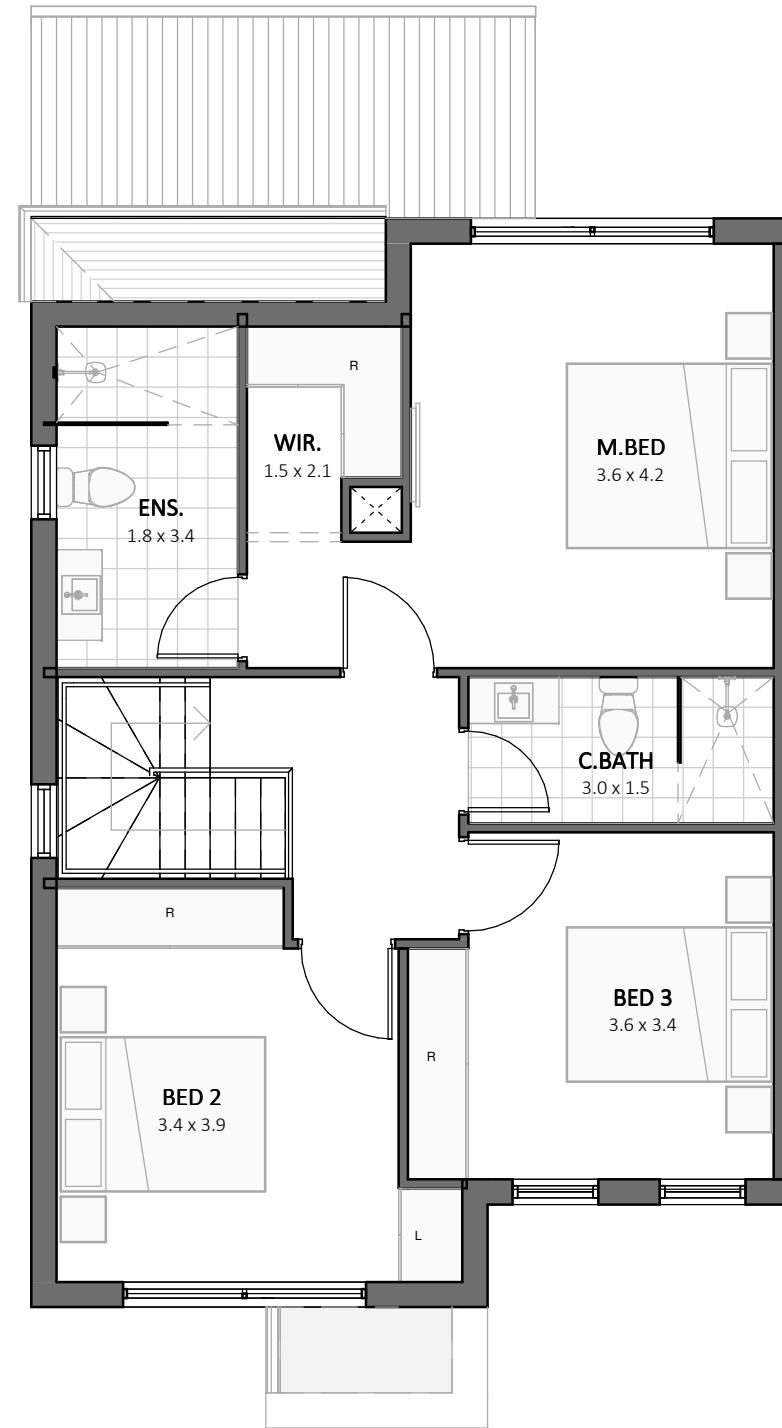
SITE PLAN

### KEY FEATURES:

1. ULTRA MODERN KITCHEN & BATH
2. ENERGY - EFFICIENT APPLIANCES
3. INNOVATIVE DESIGN
4. STEPS MAY BE INTRODUCED IN THE HOUSE & PLANS MAY BE MODIFIED A BIT, DEPENDING ON THE SITE PROFILE
5. ELEVATIONS ARE INDICATIVE



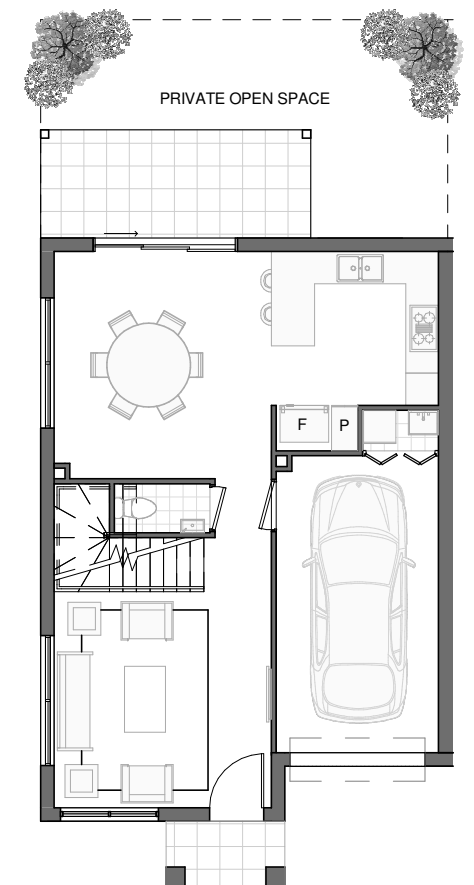
GROUND FLOOR PLAN







FIRST FLOOR PLAN



CONCEPTUAL ELEVATION



PROPERTY PLAN

				GROUND FLOOR (INC. GARAGE & PORCH)	FIRST FLOOR	APPROX OPEN SPACE (INCLUDING PATIO)	CAR SPACE	TOTAL AREA
3	2	1	1	73 m <sup>2</sup>	67 m <sup>2</sup>	31 m <sup>2</sup>	13 m <sup>2</sup>	184 m <sup>2</sup>

DISCLAIMER :- Area quoted to be used as guide only. This plan is for illustration purposes only. All information contained is gathered from sources deemed to be reliable. We have no doubt it is accurate however we cannot guarantee it. Areas are subject to final survey. Layout may change due to final council approval. The marketing plan and strata plan area will vary because of the different methods of calculation adopted. The marketing plan area is based on the floor areas while the strata plan area is based on Strata Schemes (Freehold Development) Act 1973. Note: Store(S), Robe(R), Linen(L), Bath fixtures, Laundry fixtures & Kitchen joinery fixtures, form part of sales package. TV and other items such as credenza, sofa, study desk, TV units & beds are not included as part of sale. Windows and doors sizes are indicative and subject to change based on legislative approval.

ELEVATIONS ARE SUBJECT TO CHANGE UNIT TO UNIT. DRIVEWAY/GARAGE MAY FLIP OTHER WAY AS PER UNIT PLACEMENT ON SITE/SITE CONDITIONS.EXTRA CAR PARK IS SUBJECT TO VARY UNIT TO UNIT AND IF UNIT IS ALLOTTED WITH EXTRA CAR PARK,THAT AREA WILL BE INCLUDED IN THE TOTAL AREA.PRIVATE OPEN SPACE IS SUBJECT TO CHANGE UNIT TO UNIT.

## UNIT-42

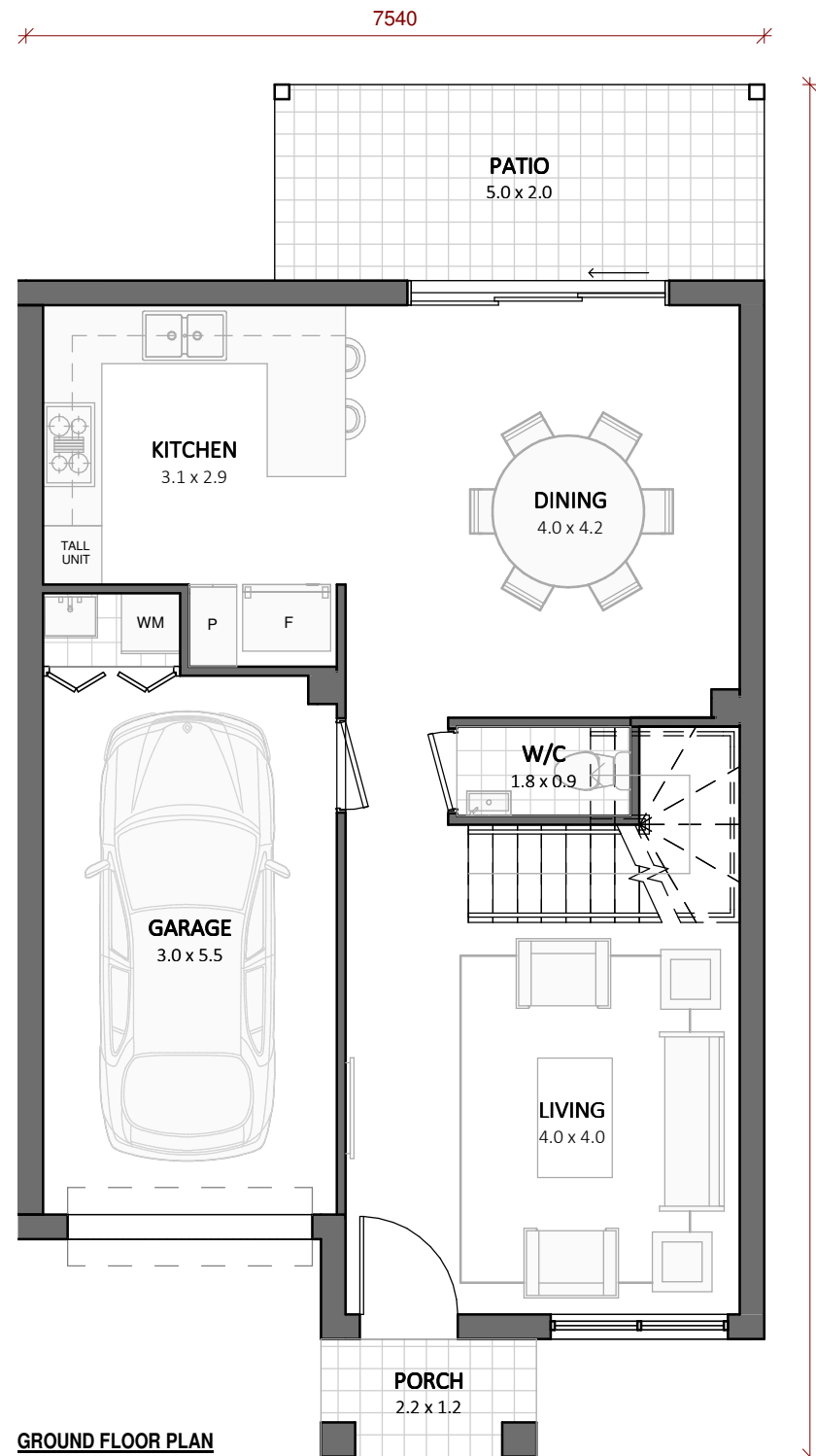
3 BEDROOM  
2 BATH  
2 CAR SPACE



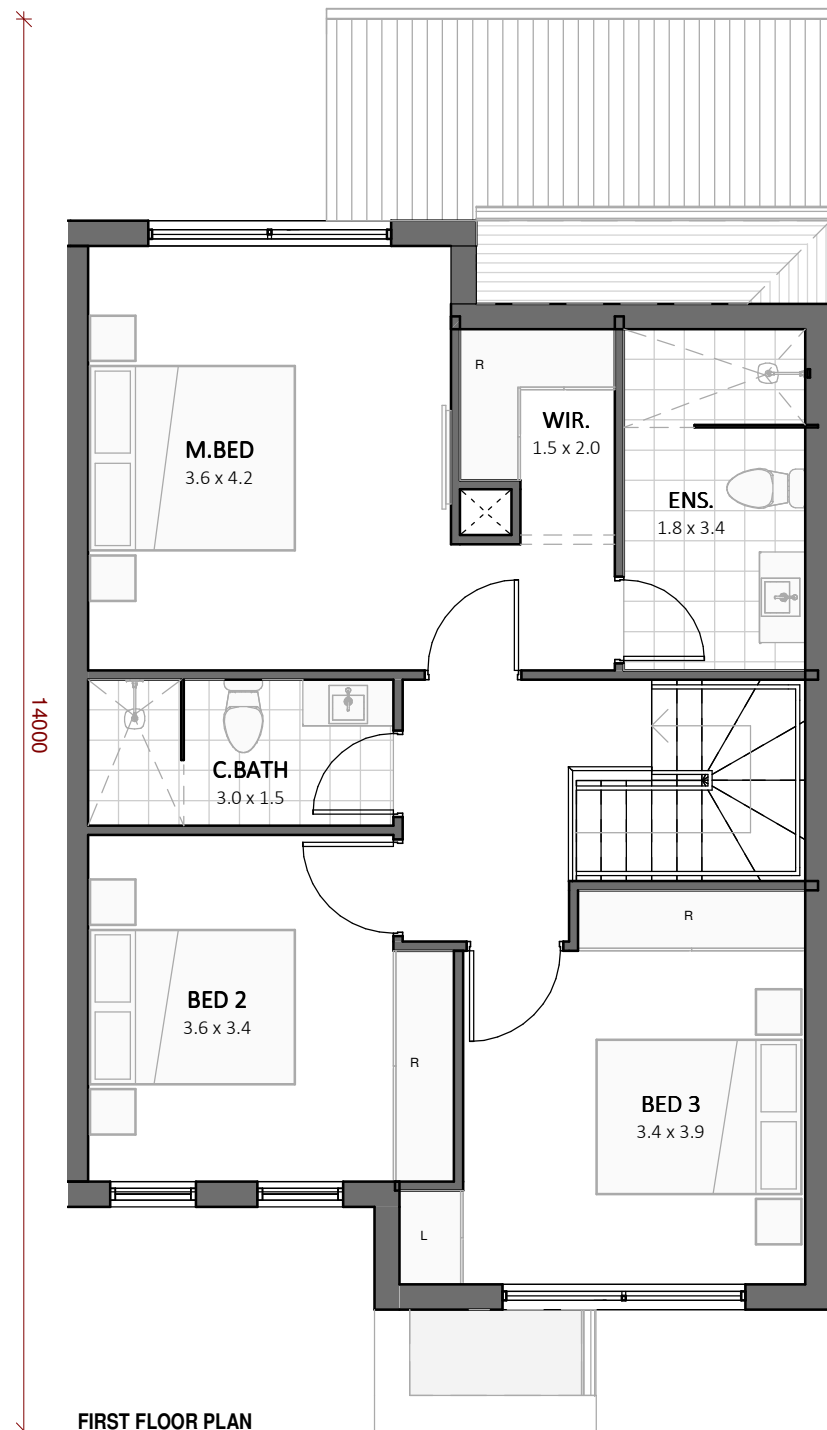
SITE PLAN

### KEY FEATURES:

1. ULTRA MODERN KITCHEN & BATH
2. ENERGY - EFFICIENT APPLIANCES
3. INNOVATIVE DESIGN
4. STEPS MAY BE INTRODUCED IN THE HOUSE & PLANS MAY BE MODIFIED A BIT, DEPENDING ON THE SITE PROFILE
5. ELEVATIONS ARE INDICATIVE



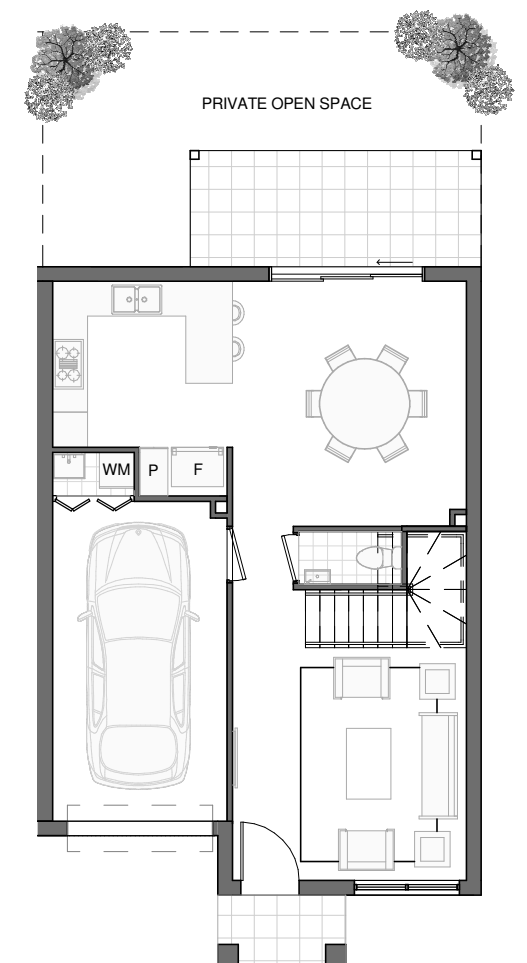
GROUND FLOOR PLAN



FIRST FLOOR PLAN



CONCEPTUAL ELEVATION



PROPERTY PLAN

				GROUND FLOOR (INC. GARAGE & PORCH)	FIRST FLOOR	APPROX OPEN SPACE (INCLUDING PATIO)	CAR SPACE	TOTAL AREA
3	2	1	1	73 m <sup>2</sup>	67 m <sup>2</sup>	30 m <sup>2</sup>	13 m <sup>2</sup>	183 m <sup>2</sup>

DISCLAIMER :- Area quoted to be used as guide only. This plan is for illustration purposes only. All information contained is gathered from sources deemed to be reliable. We have no doubt it is accurate however we cannot guarantee it. Areas are subject to final survey. Layout may change due to final council approval. The marketing plan and strata plan area will vary because of the different methods of calculation adopted. The marketing plan area is based on the floor areas while the strata plan area is based on Strata Schemes (Freehold Development) Act 1973. Note: Store(S), Robe(R), Linen(L), Bath fixtures, Laundry fixtures & Kitchen joinery fixtures, form part of sales package. TV and other items such as credenza, sofa, study desk, TV units & beds are not included as part of sale. Windows and doors sizes are indicative and subject to change based on legislative approval.

ELEVATIONS ARE SUBJECT TO CHANGE UNIT TO UNIT. DRIVEWAY/GARAGE MAY FLIP OTHER WAY AS PER UNIT PLACEMENT ON SITE/SITE CONDITIONS.EXTRA CAR PARK IS SUBJECT TO VARY UNIT TO UNIT AND IF UNIT IS ALLOTTED WITH EXTRA CAR PARK,THAT AREA WILL BE INCLUDED IN THE TOTAL AREA.PRIVATE OPEN SPACE IS SUBJECT TO CHANGE UNIT TO UNIT.



## UNIT-43

4 BEDROOM

2 BATH

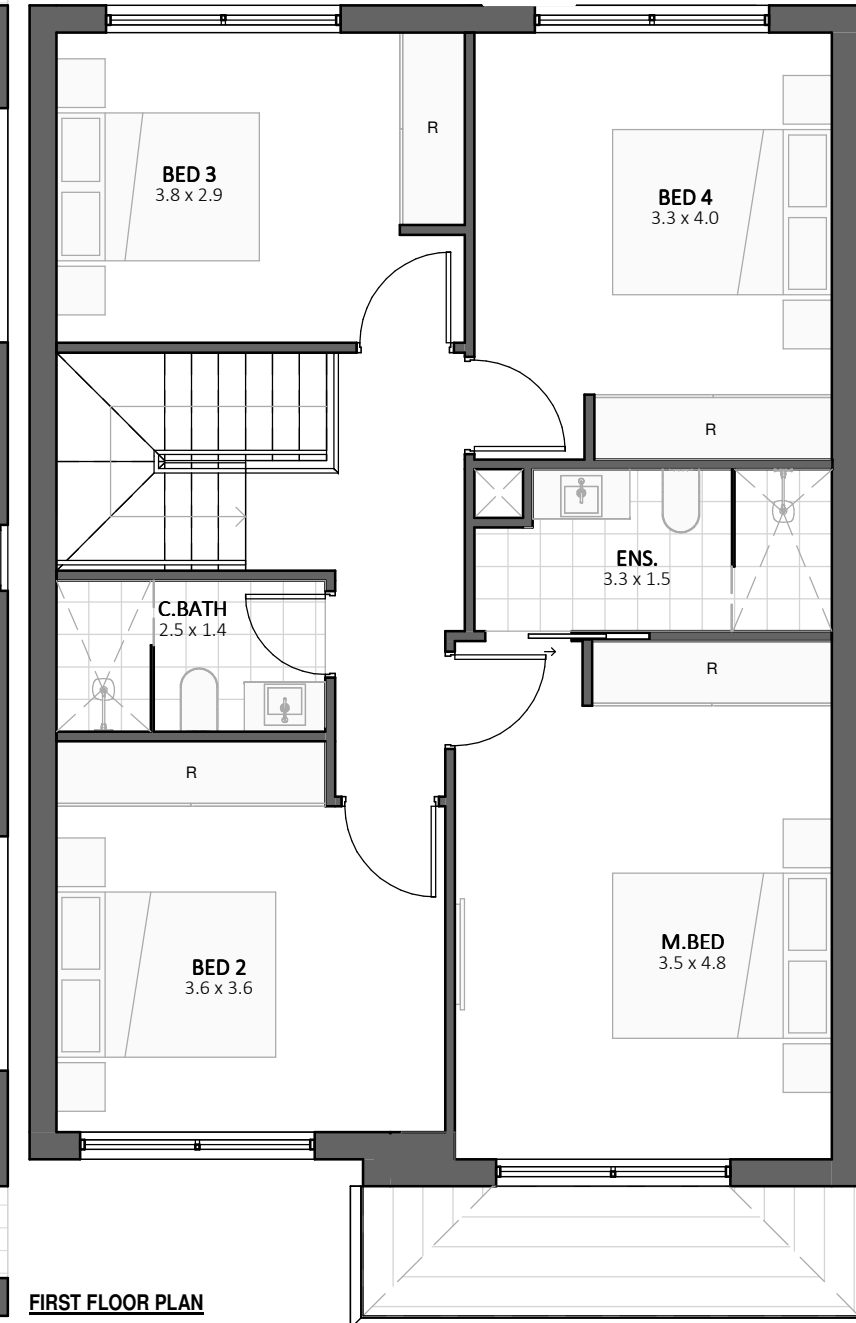
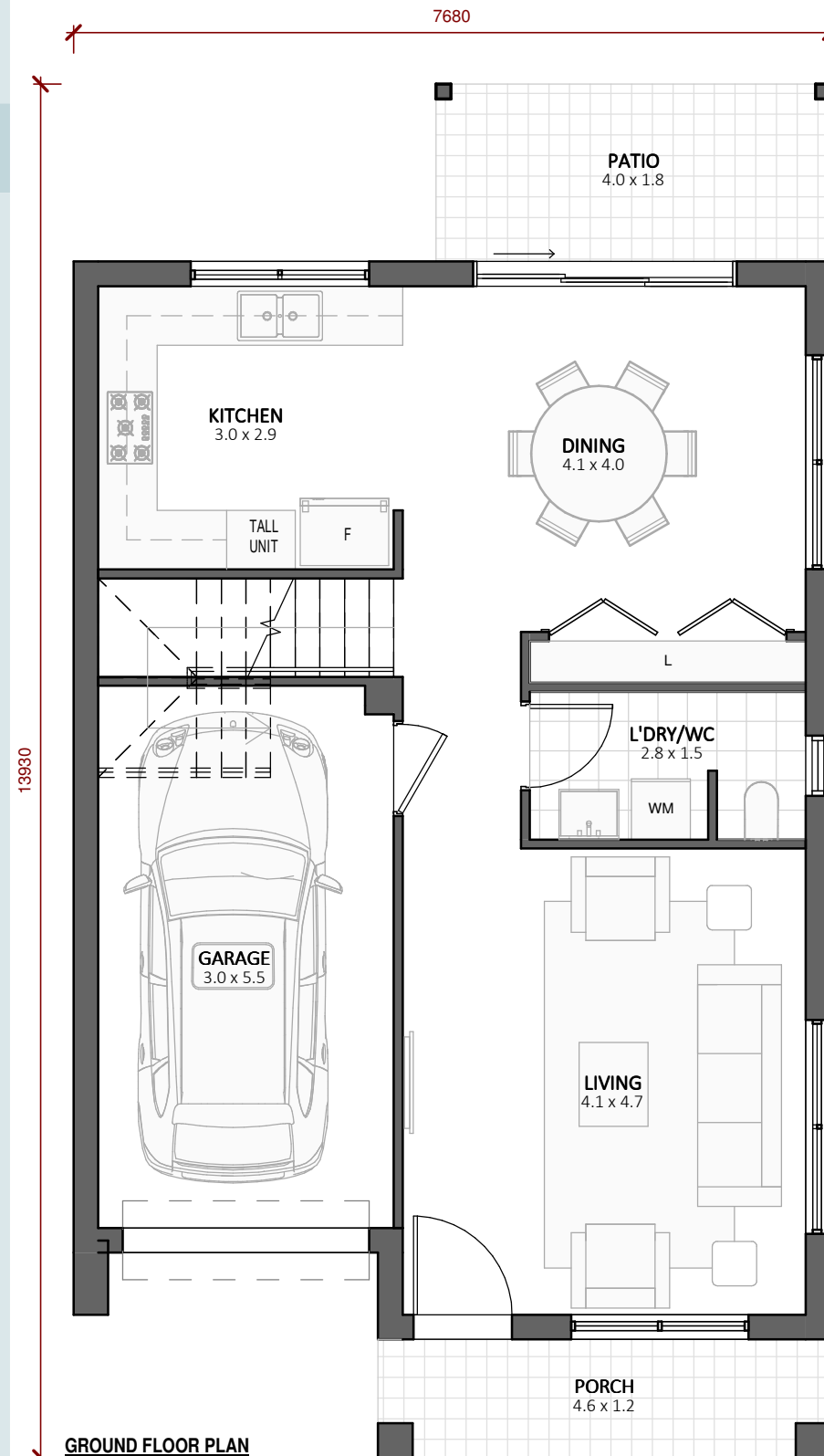
1 CAR SPACE



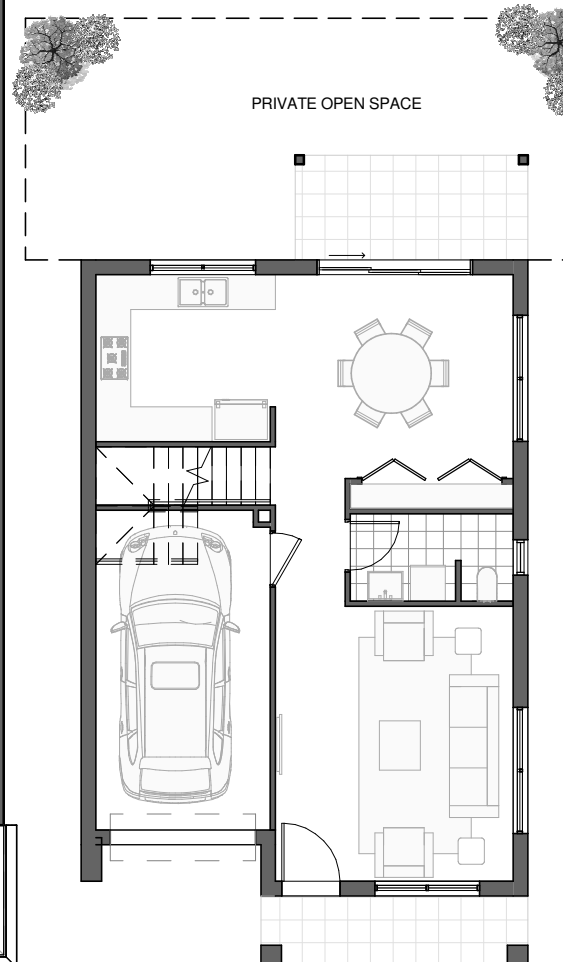
SITE PLAN





### KEY FEATURES:

1. ULTRA MODERN KITCHEN & BATH
2. ENERGY - EFFICIENT APPLIANCES
3. INNOVATIVE DESIGN
4. STEPS MAY BE INTRODUCED IN THE HOUSE & PLANS MAY BE MODIFIED A BIT, DEPENDING ON THE SITE PROFILE
5. ELEVATIONS ARE INDICATIVE



CONCEPTUAL ELEVATION



				GROUND FLOOR (INC. GARAGE & PORCH)	FIRST FLOOR	APPROX OPEN SPACE (INCLUDING PATIO)	CAR SPACE	TOTAL AREA
4	2	1	0	77 m <sup>2</sup>	74 m <sup>2</sup>	40 m <sup>2</sup>	0 m <sup>2</sup>	191 m <sup>2</sup>

DISCLAIMER :- Area quoted to be used as guide only. This plan is for illustration purposes only. All information contained is gathered from sources deemed to be reliable. We have no doubt it is accurate however we cannot guarantee it. Areas are subject to final survey. Layout may change due to final council approval. The marketing plan and strata plan area will vary because of the different methods of calculation adopted. The marketing plan area is based on the floor areas while the strata plan area is based on Strata Schemes (Freehold Development) Act 1973. Note: Store(S), Robe(R), Linen(L), Bath fixtures, Laundry fixtures & Kitchen joinery fixtures, form part of sales package. TV and other items such as credenza, sofa, study desk, TV units & beds are not included as part of sale. Windows and doors sizes are indicative and subject to change based on legislative approval.

ELEVATIONS ARE SUBJECT TO CHANGE UNIT TO UNIT. DRIVEWAY/GARAGE MAY FLIP OTHER WAY AS PER UNIT PLACEMENT ON SITE/SITE CONDITIONS.EXTRA CAR PARK IS SUBJECT TO VARY UNIT TO UNIT AND IF UNIT IS ALLOTTED WITH EXTRA CAR PARK,THAT AREA WILL BE INCLUDED IN THE TOTAL AREA.PRIVATE OPEN SPACE IS SUBJECT TO CHANGE UNIT TO UNIT.BEDROOM DIMENSIONS INCLUDE THE ROBE.

## UNIT-44

4 BEDROOM

2 BATH

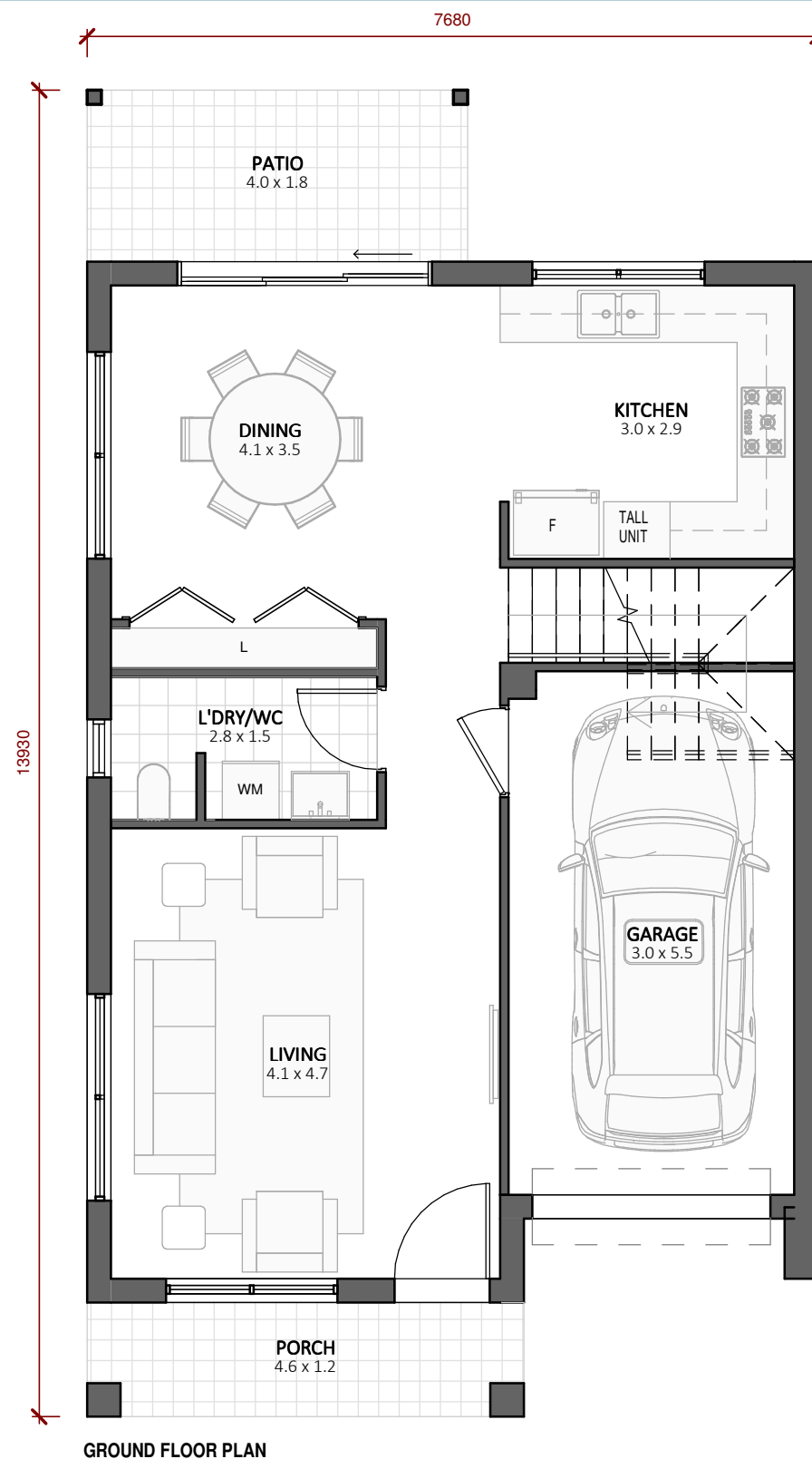
1 CAR SPACE



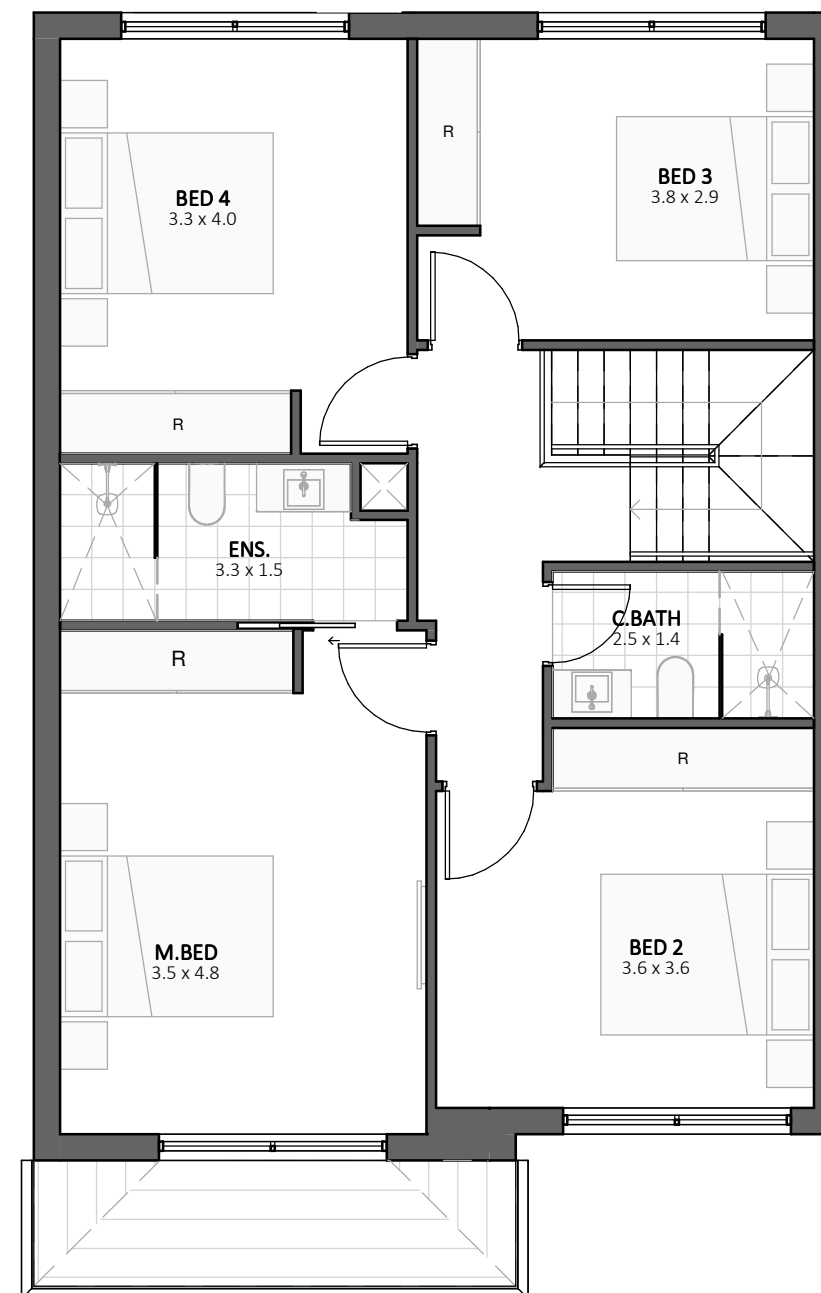
SITE PLAN

### KEY FEATURES:

1. ULTRA MODERN KITCHEN & BATH
2. ENERGY - EFFICIENT APPLIANCES
3. INNOVATIVE DESIGN
4. STEPS MAY BE INTRODUCED IN THE HOUSE & PLANS MAY BE MODIFIED A BIT, DEPENDING ON THE SITE PROFILE
5. ELEVATIONS ARE INDICATIVE



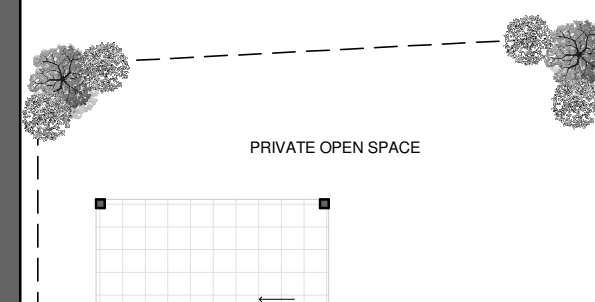
GROUND FLOOR PLAN



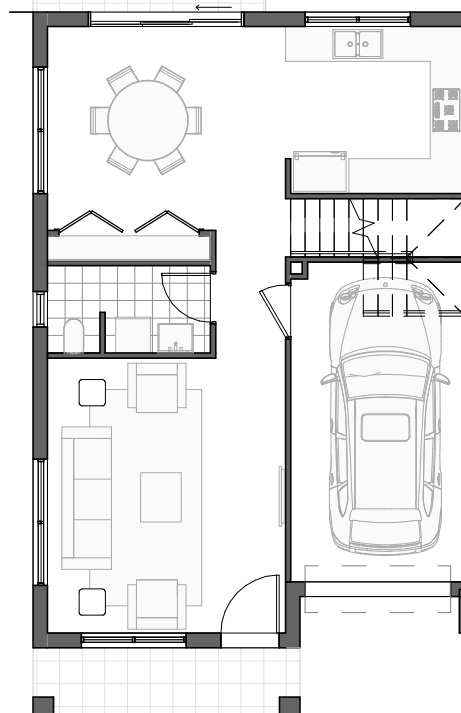
FIRST FLOOR PLAN



CONCEPTUAL ELEVATION



PRIVATE OPEN SPACE



PROPERTY PLAN

				GROUND FLOOR (INC. GARAGE & PORCH)	FIRST FLOOR	APPROX OPEN SPACE (INCLUDING PATIO)	CAR SPACE	TOTAL AREA
4	2	1	0	78 m <sup>2</sup>	74 m <sup>2</sup>	42 m <sup>2</sup>	0 m <sup>2</sup>	194 m <sup>2</sup>

DISCLAIMER :- Area quoted to be used as guide only. This plan is for illustration purposes only. All information contained is gathered from sources deemed to be reliable. We have no doubt it is accurate however we cannot guarantee it. Areas are subject to final survey. Layout may change due to final council approval. The marketing plan and strata plan area will vary because of the different methods of calculation adopted. The marketing plan area is based on the floor areas while the strata plan area is based on Strata Schemes (Freehold Development) Act 1973. Note: Store(S), Robe(R), Linen(L), Bath fixtures, Laundry fixtures & Kitchen joinery fixtures, form part of sales package. TV and other items such as credenza, sofa, study desk, TV units & beds are not included as part of sale. Windows and doors sizes are indicative and subject to change based on legislative approval.

ELEVATIONS ARE SUBJECT TO CHANGE UNIT TO UNIT. DRIVEWAY/GARAGE MAY FLIP OTHER WAY AS PER UNIT PLACEMENT ON SITE/SITE CONDITIONS.EXTRA CAR PARK IS SUBJECT TO VARY UNIT TO UNIT AND IF UNIT IS ALLOTTED WITH EXTRA CAR PARK,THAT AREA WILL BE INCLUDED IN THE TOTAL AREA.PRIVATE OPEN SPACE IS SUBJECT TO CHANGE UNIT TO UNIT.BEDROOM DIMENSION INCLUDES THE ROBE.

## UNIT-45

4 BEDROOM

2 BATH

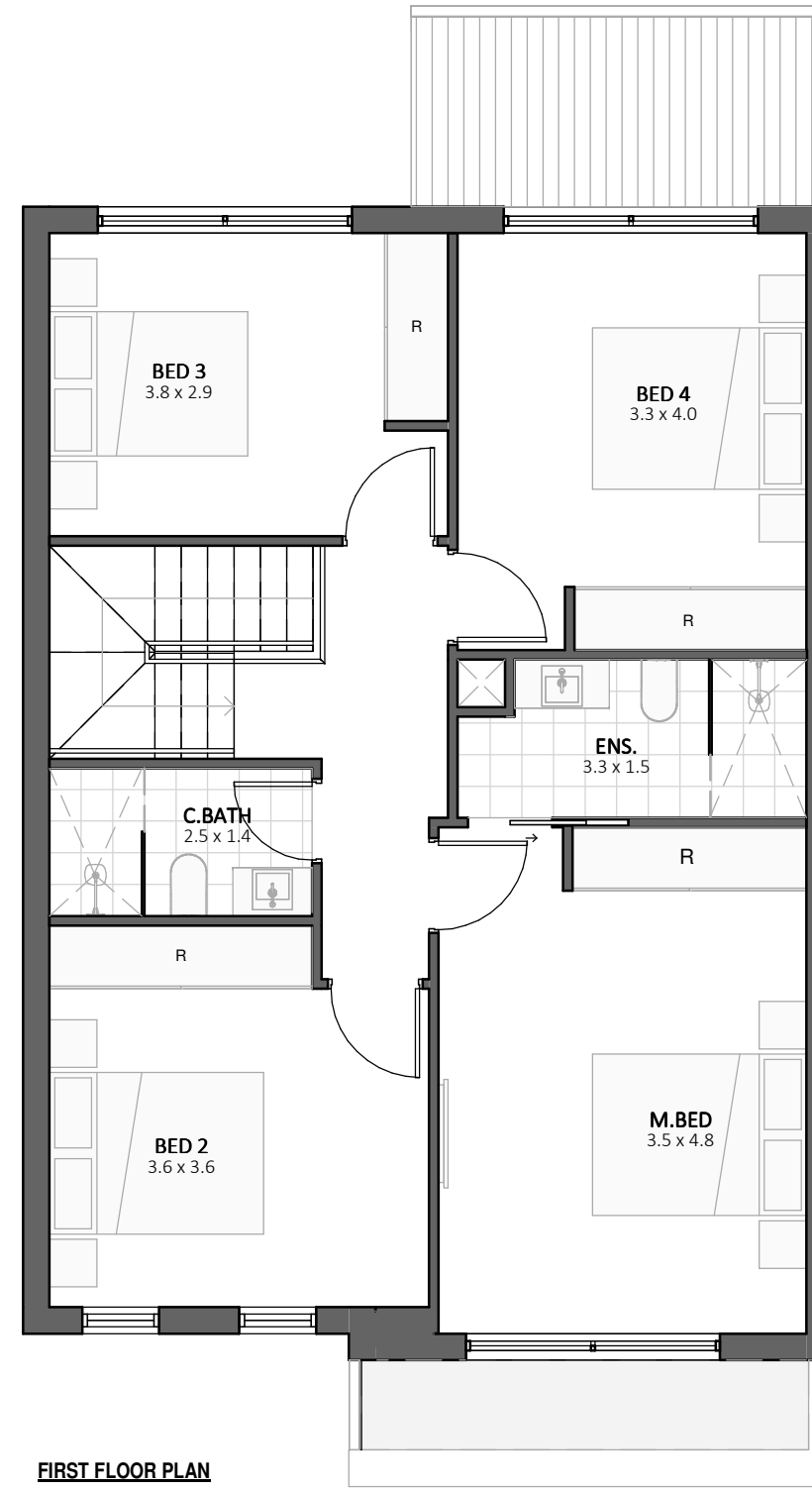
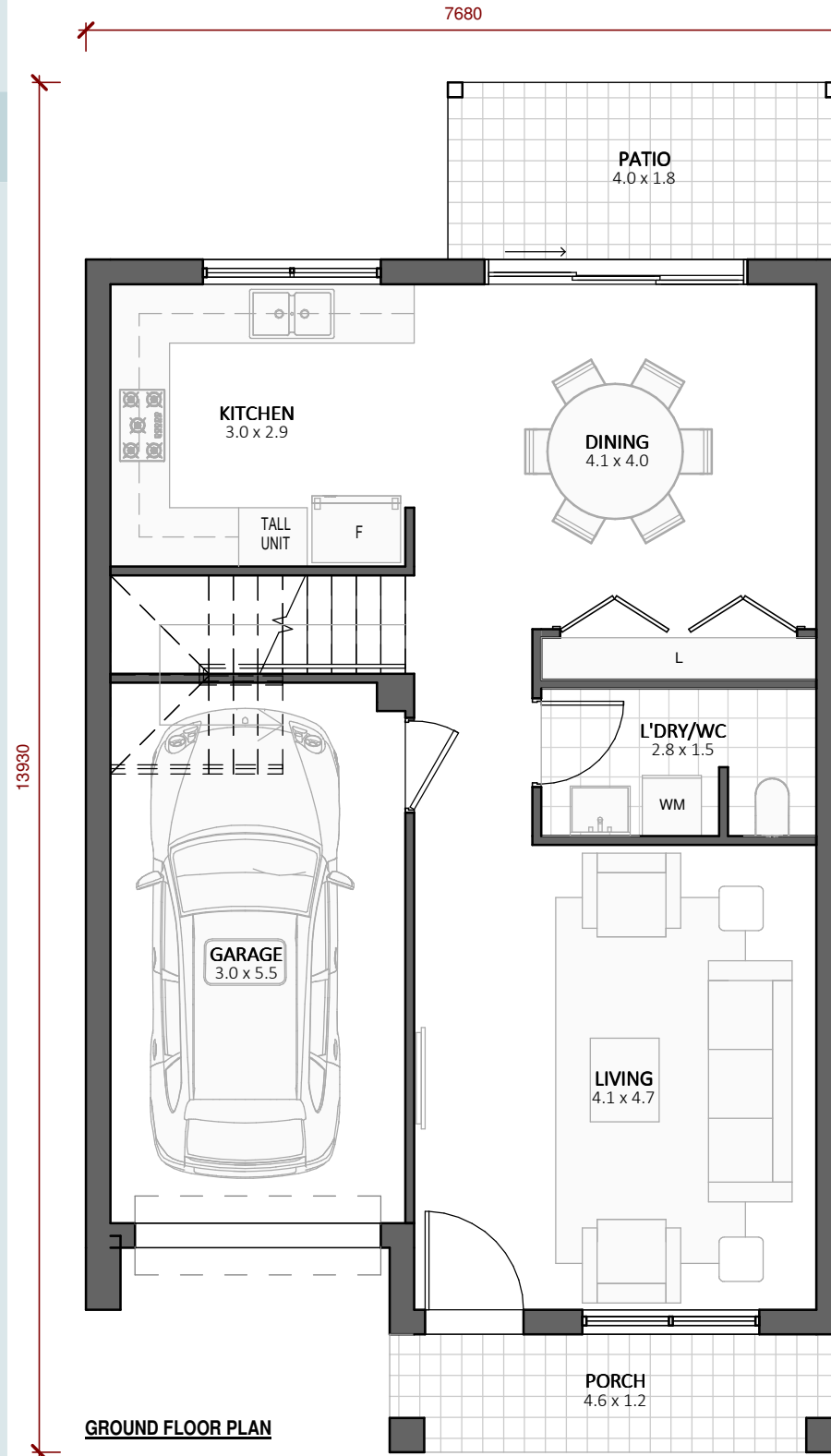
1 CAR SPACE



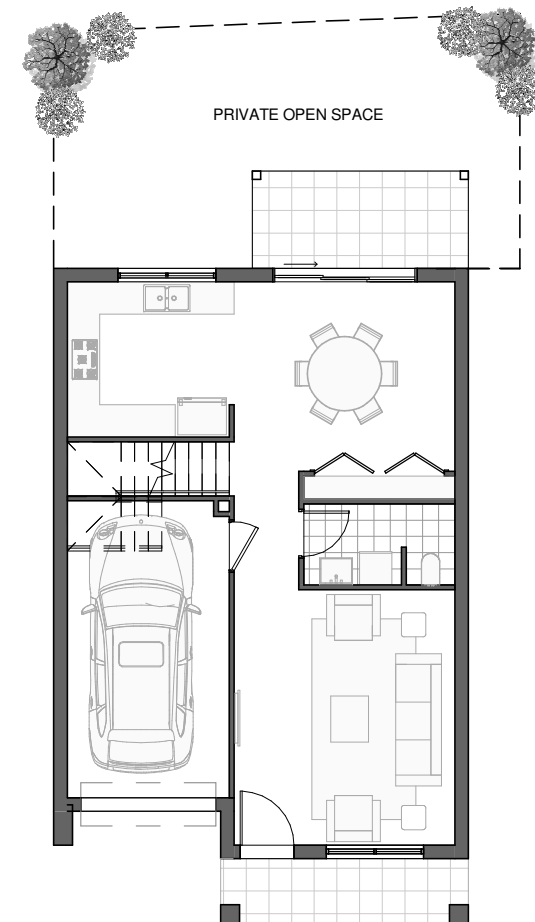
SITE PLAN

### KEY FEATURES:





1. ULTRA MODERN KITCHEN & BATH
2. ENERGY - EFFICIENT APPLIANCES
3. INNOVATIVE DESIGN
4. STEPS MAY BE INTRODUCED IN THE HOUSE & PLANS MAY BE MODIFIED A BIT, DEPENDING ON THE SITE PROFILE
5. ELEVATIONS ARE INDICATIVE



CONCEPTUAL ELEVATION



PROPERTY PLAN

				GROUND FLOOR (INC. GARAGE & PORCH)	FIRST FLOOR	APPROX OPEN SPACE (INCLUDING PATIO)	CAR SPACE	TOTAL AREA
4	2	1	0	77 m <sup>2</sup>	74 m <sup>2</sup>	39 m <sup>2</sup>	0 m <sup>2</sup>	190 m <sup>2</sup>

DISCLAIMER :- Area quoted to be used as guide only. This plan is for illustration purposes only. All information contained is gathered from sources deemed to be reliable. We have no doubt it is accurate however we cannot guarantee it. Areas are subject to final survey. Layout may change due to final council approval. The marketing plan and strata plan area will vary because of the different methods of calculation adopted. The marketing plan area is based on the floor areas while the strata plan area is based on Strata Schemes (Freehold Development) Act 1973. Note: Store(S), Robe(R), Linen(L), Bath fixtures, Laundry fixtures & Kitchen joinery fixtures, form part of sales package. TV and other items such as credenza, sofa, study desk, TV units & beds are not included as part of sale. Windows and doors sizes are indicative and subject to change based on legislative approval.

ELEVATIONS ARE SUBJECT TO CHANGE UNIT TO UNIT. DRIVEWAY/GARAGE MAY FLIP OTHER WAY AS PER UNIT PLACEMENT ON SITE/SITE CONDITIONS.EXTRA CAR PARK IS SUBJECT TO VARY UNIT TO UNIT AND IF UNIT IS ALLOTTED WITH EXTRA CAR PARK,THAT AREA WILL BE INCLUDED IN THE TOTAL AREA.PRIVATE OPEN SPACE IS SUBJECT TO CHANGE UNIT TO UNIT.BEDROOM DIMENSION INCLUDES THE ROBE.



ELEVATIONS ARE SUBJECT TO CHANGE UNIT TO UNIT. DRIVEWAY/GARAGE MAY FLIP OTHER WAY AS PER UNIT PLACEMENT ON SITE/SITE CONDITIONS.EXTRA CAR PARK IS SUBJECT TO VARY UNIT TO UNIT AND IF UNIT IS ALLOTTED WITH EXTRA CAR PARK,THAT AREA WILL BE INCLUDED IN THE TOTAL AREA.PRIVATE OPEN SPACE IS SUBJECT TO CHANGE UNIT TO UNIT.

## UNIT-47

3 BEDROOM

2 BATH

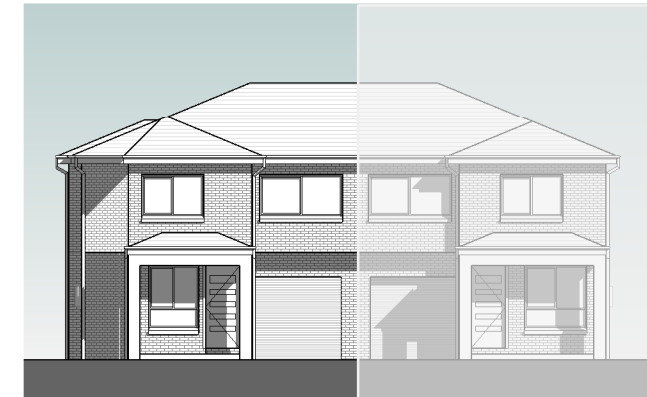
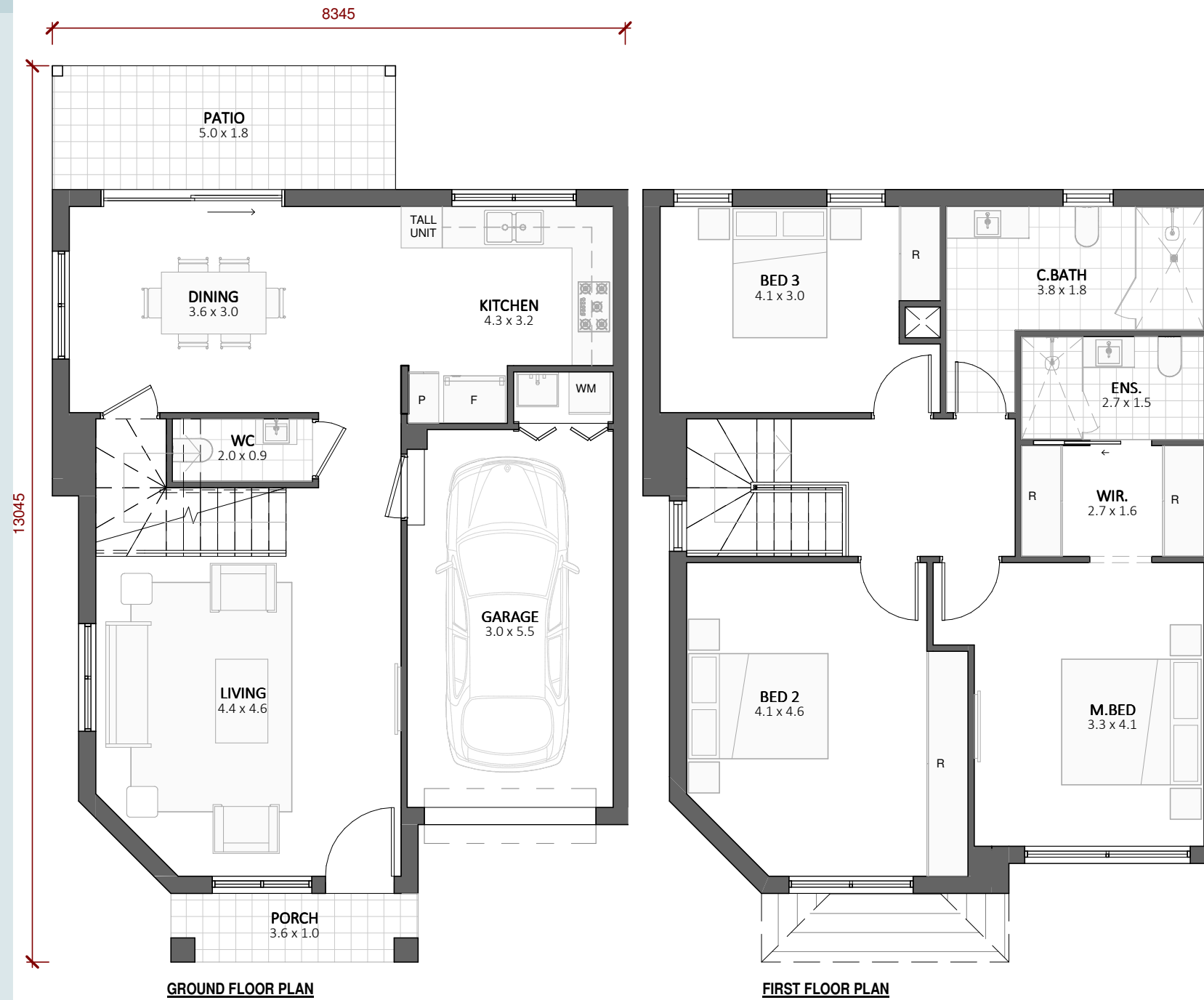
1 CAR SPACE



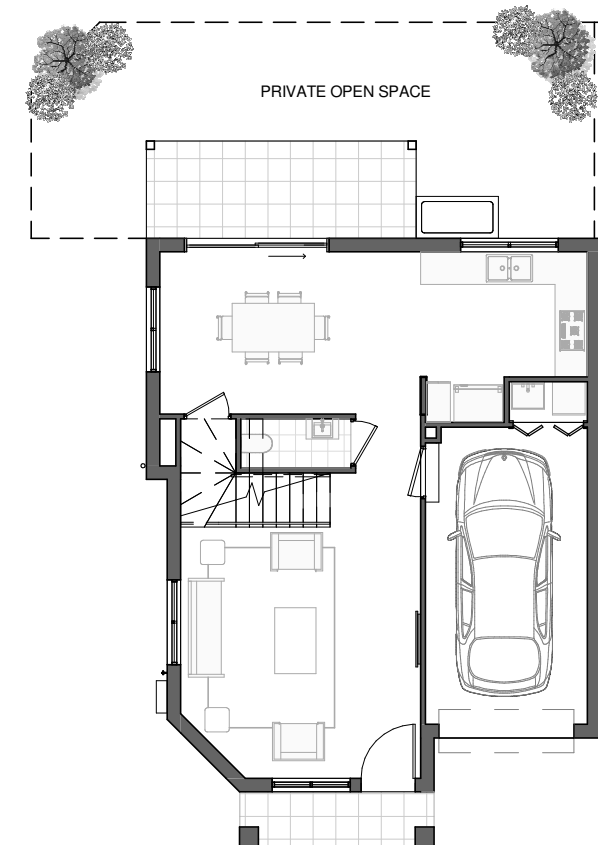
SITE PLAN

### KEY FEATURES:





1. ULTRA MODERN KITCHEN & BATH
2. ENERGY - EFFICIENT APPLIANCES
3. INNOVATIVE DESIGN
4. STEPS MAY BE INTRODUCED IN THE HOUSE & PLANS MAY BE MODIFIED A BIT, DEPENDING ON THE SITE PROFILE
5. ELEVATIONS ARE INDICATIVE



CONCEPTUAL ELEVATION



PROPERTY PLAN

				GROUND FLOOR (INC. GARAGE & PORCH)	FIRST FLOOR	APPROX OPEN SPACE (INCLUDING PATIO)	CAR SPACE	TOTAL AREA
3	2	1	0	74 m <sup>2</sup>	72 m <sup>2</sup>	42 m <sup>2</sup>	0 m <sup>2</sup>	188 m <sup>2</sup>

DISCLAIMER :- Area quoted to be used as guide only. This plan is for illustration purposes only. All information contained is gathered from sources deemed to be reliable. We have no doubt it is accurate however we cannot guarantee it. Areas are subject to final survey. Layout may change due to final council approval. The marketing plan and strata plan area will vary because of the different methods of calculation adopted. The marketing plan area is based on the floor areas while the strata plan area is based on Strata Schemes (Freehold Development) Act 1973. Note: Store(S), Robe(R), Linen(L), Bath fixtures, Laundry fixtures & Kitchen joinery fixtures, form part of sales package. TV and other items such as credenza, sofa, study desk, TV units & beds are not included as part of sale. Windows and doors sizes are indicative and subject to change based on legislative approval.

ELEVATIONS ARE SUBJECT TO CHANGE UNIT TO UNIT. DRIVEWAY/GARAGE MAY FLIP OTHER WAY AS PER UNIT PLACEMENT ON SITE/SITE CONDITIONS.EXTRA CAR PARK IS SUBJECT TO VARY UNIT TO UNIT AND IF UNIT IS ALLOTTED WITH EXTRA CAR PARK,THAT AREA WILL BE INCLUDED IN THE TOTAL AREA.PRIVATE OPEN SPACE IS SUBJECT TO CHANGE UNIT TO UNIT.BEDROOM DIMENSIONS INCLUDE THE ROBE.

## UNIT-48

3 BEDROOM

2 BATH

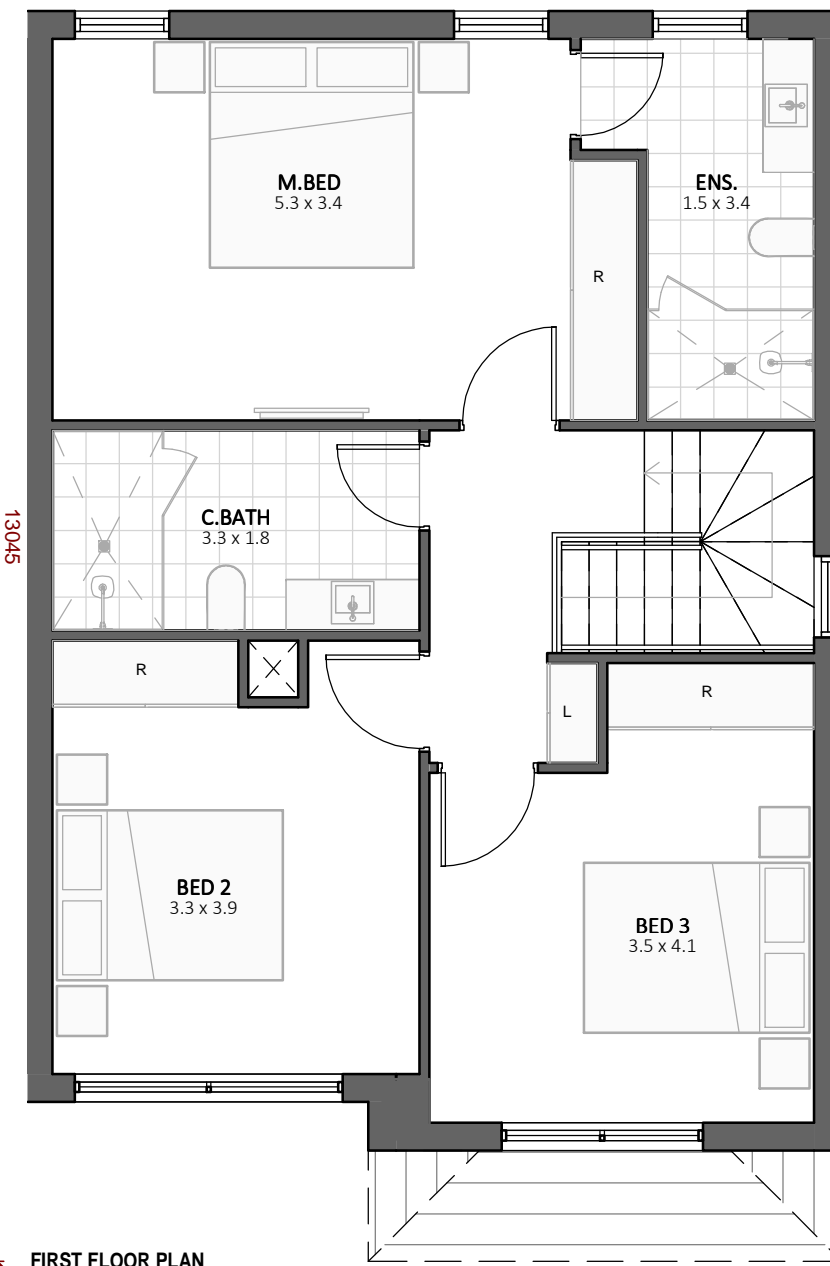
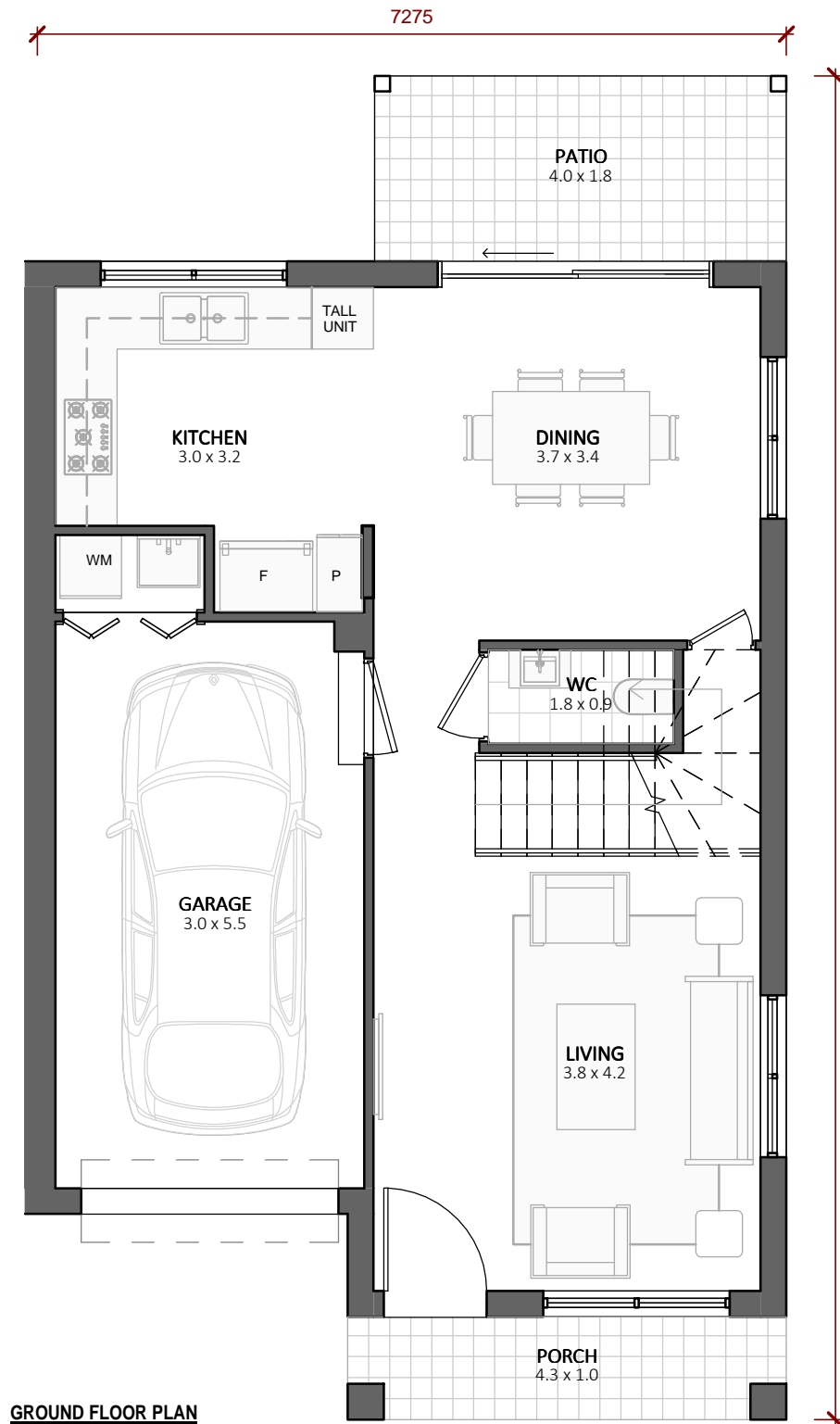
1 CAR SPACE



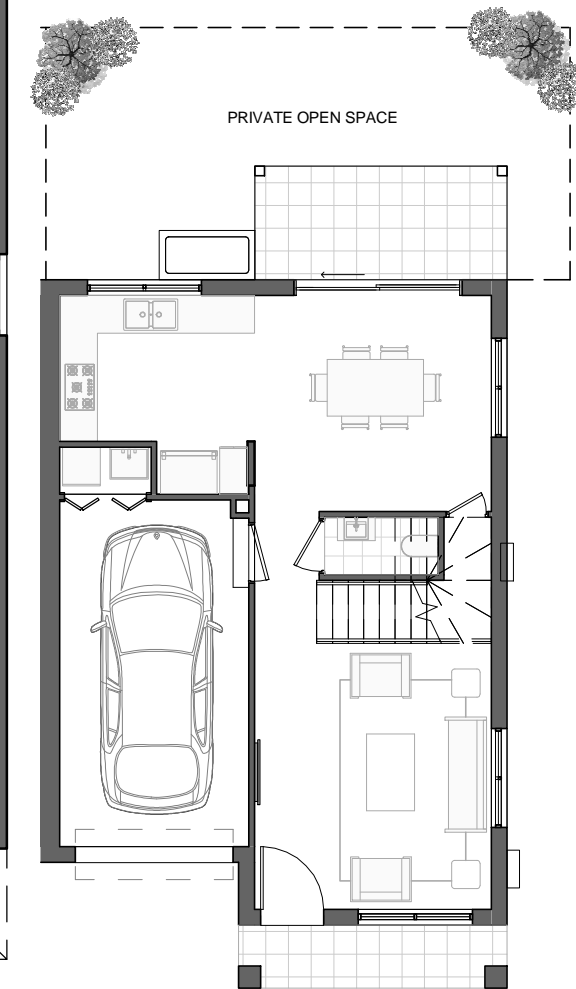
SITE PLAN

### KEY FEATURES:





1. ULTRA MODERN KITCHEN & BATH
2. ENERGY - EFFICIENT APPLIANCES
3. INNOVATIVE DESIGN
4. STEPS MAY BE INTRODUCED IN THE HOUSE & PLANS MAY BE MODIFIED A BIT, DEPENDING ON THE SITE PROFILE
5. ELEVATIONS ARE INDICATIVE



CONCEPTUAL ELEVATION



PROPERTY PLAN

				GROUND FLOOR (INC. GARAGE & PORCH)	FIRST FLOOR	APPROX OPEN SPACE (INCLUDING PATIO)	CAR SPACE	TOTAL AREA
3	2	1	0	68 m <sup>2</sup>	65 m <sup>2</sup>	33 m <sup>2</sup>	- m <sup>2</sup>	166 m <sup>2</sup>

DISCLAIMER :- Area quoted to be used as guide only. This plan is for illustration purposes only. All information contained is gathered from sources deemed to be reliable. We have no doubt it is accurate however we cannot guarantee it. Areas are subject to final survey. Layout may change due to final council approval. The marketing plan and strata plan area will vary because of the different methods of calculation adopted. The marketing plan area is based on the floor areas while the strata plan area is based on Strata Schemes (Freehold Development) Act 1973. Note: Store(S), Robe(R), Linen(L), Bath fixtures, Laundry fixtures & Kitchen joinery fixtures, form part of sales package. TV and other items such as credenza, sofa, study desk, TV units & beds are not included as part of sale. Windows and doors sizes are indicative and subject to change based on legislative approval.

ELEVATIONS ARE SUBJECT TO CHANGE UNIT TO UNIT. DRIVEWAY/GARAGE MAY FLIP OTHER WAY AS PER UNIT PLACEMENT ON SITE/SITE CONDITIONS.EXTRA CAR PARK IS SUBJECT TO VARY UNIT TO UNIT AND IF UNIT IS ALLOTTED WITH EXTRA CAR PARK,THAT AREA WILL BE INCLUDED IN THE TOTAL AREA.PRIVATE OPEN SPACE IS SUBJECT TO CHANGE UNIT TO UNIT.BEDROOM DIMESNIONS INCLUDE THE ROBE.



## UNIT-49

4 BEDROOM

2 BATH

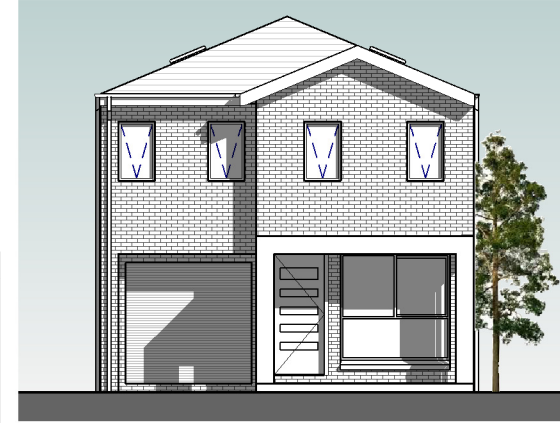
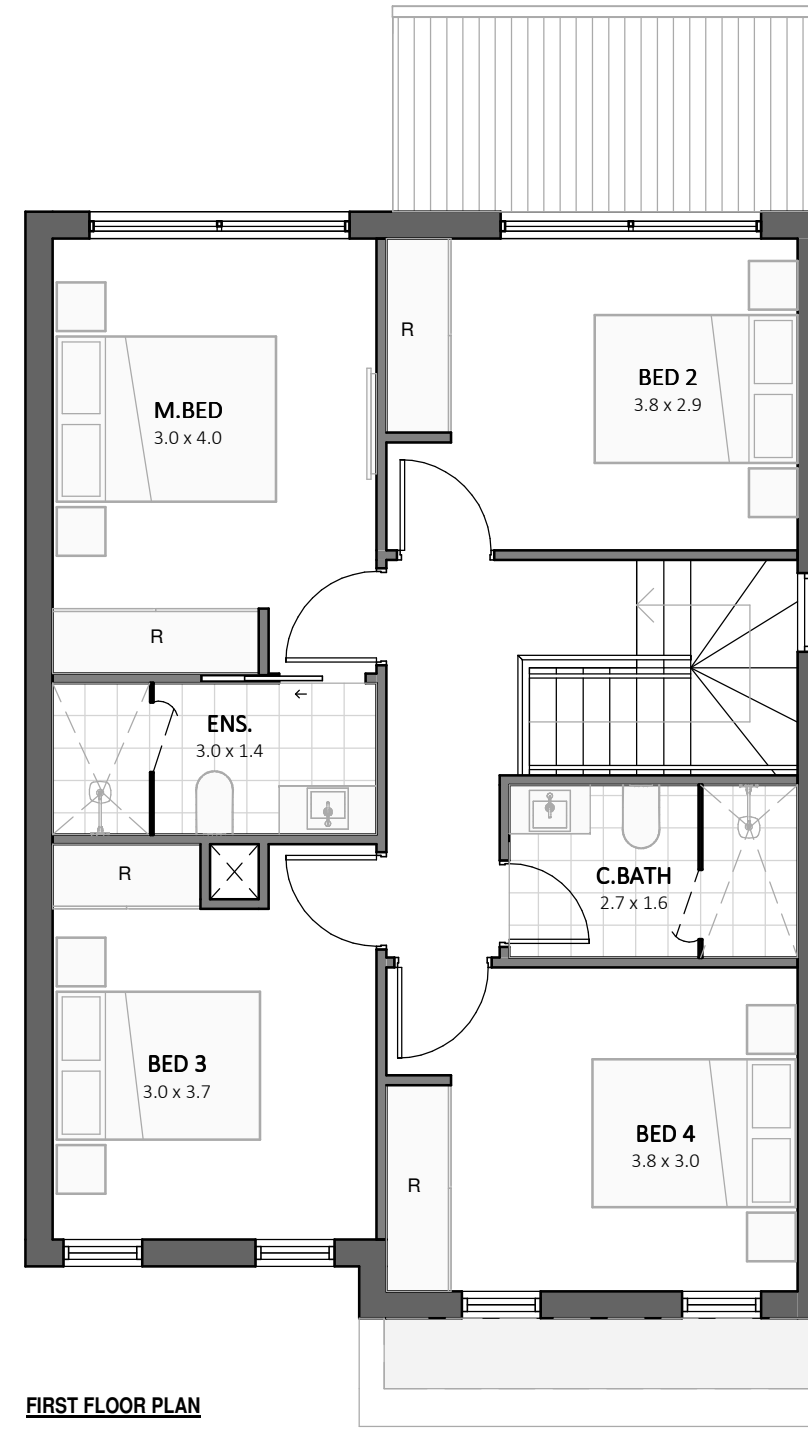
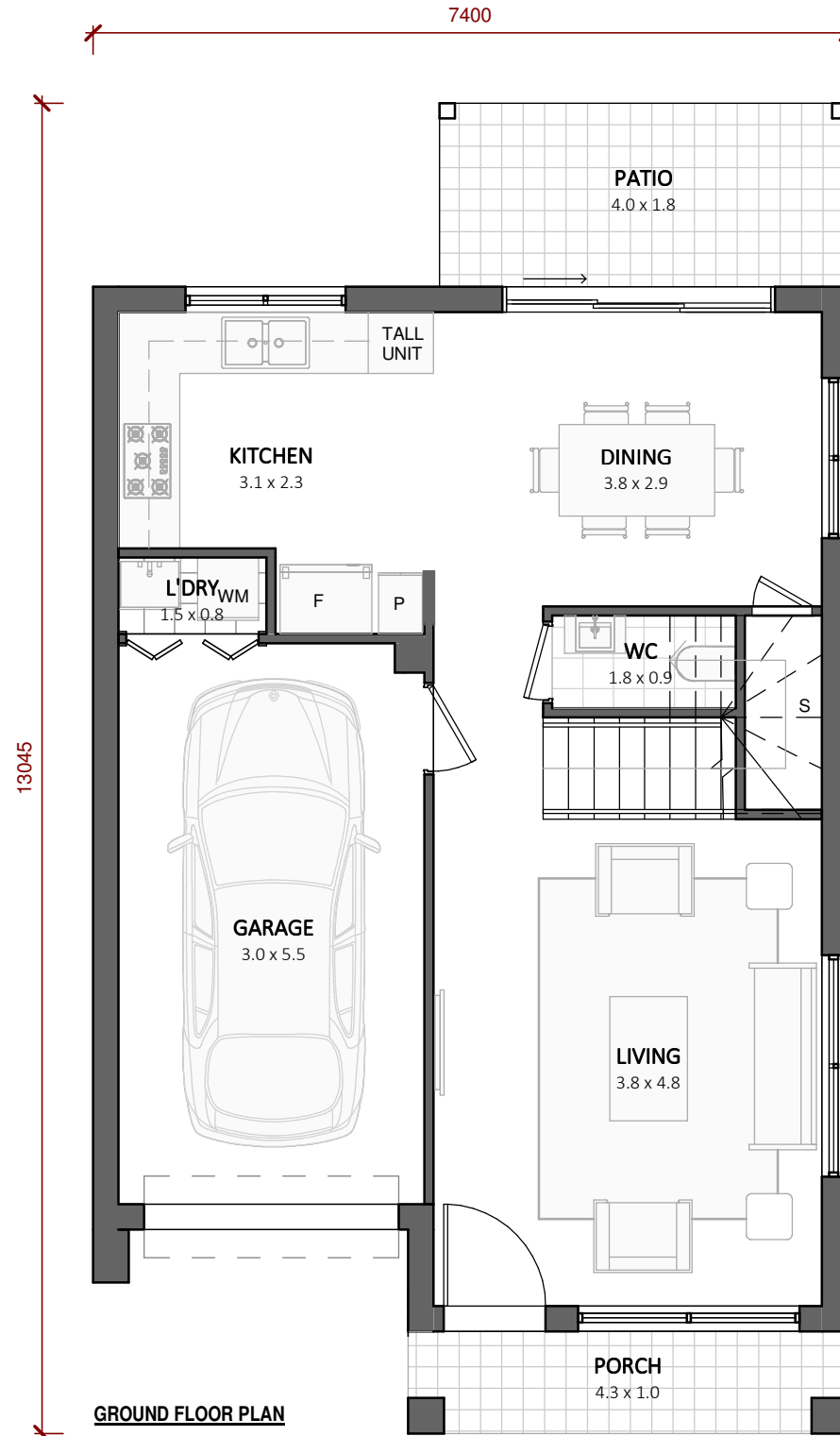
2 CAR SPACE



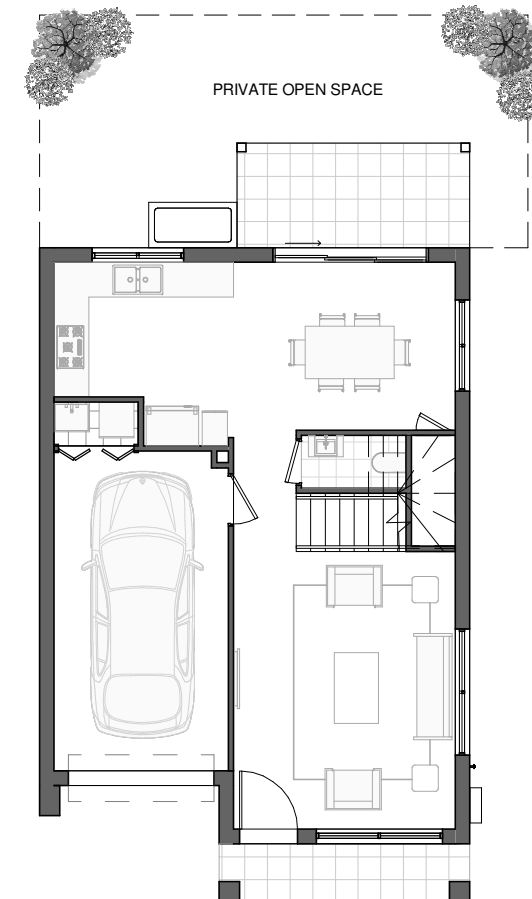
SITE PLAN

### KEY FEATURES:





1. ULTRA MODERN KITCHEN & BATH
2. ENERGY - EFFICIENT APPLIANCES
3. INNOVATIVE DESIGN
4. STEPS MAY BE INTRODUCED IN THE HOUSE & PLANS MAY BE MODIFIED A BIT, DEPENDING ON THE SITE PROFILE
5. ELEVATIONS ARE INDICATIVE



CONCEPTUAL ELEVATION



PROPERTY PLAN

				GROUND FLOOR (INC. GARAGE & PORCH)	FIRST FLOOR	APPROX OPEN SPACE (INCLUDING PATIO)	CAR SPACE	TOTAL AREA
4	2	1	1	68 m <sup>2</sup>	65 m <sup>2</sup>	34 m <sup>2</sup>	13 m <sup>2</sup>	180 m <sup>2</sup>

DISCLAIMER :- Area quoted to be used as guide only. This plan is for illustration purposes only. All information contained is gathered from sources deemed to be reliable. We have no doubt it is accurate however we cannot guarantee it. Areas are subject to final survey. Layout may change due to final council approval. The marketing plan and strata plan area will vary because of the different methods of calculation adopted. The marketing plan area is based on the floor areas while the strata plan area is based on Strata Schemes (Freehold Development) Act 1973. Note: Store(S), Robe(R), Linen(L), Bath fixtures, Laundry fixtures & Kitchen joinery fixtures, form part of sales package. TV and other items such as credenza, sofa, study desk, TV units & beds are not included as part of sale. Windows and doors sizes are indicative and subject to change based on legislative approval.

ELEVATIONS ARE SUBJECT TO CHANGE UNIT TO UNIT. DRIVEWAY/GARAGE MAY FLIP OTHER WAY AS PER UNIT PLACEMENT ON SITE/SITE CONDITIONS.EXTRA CAR PARK IS SUBJECT TO VARY UNIT TO UNIT AND IF UNIT IS ALLOTTED WITH EXTRA CAR PARK,THAT AREA WILL BE INCLUDED IN THE TOTAL AREA.PRIVATE OPEN SPACE IS SUBJECT TO CHANGE UNIT TO UNIT.BEDROOM DIMENSION INCLUDES THE ROBE.

## UNIT-50

4 BEDROOM

2 BATH

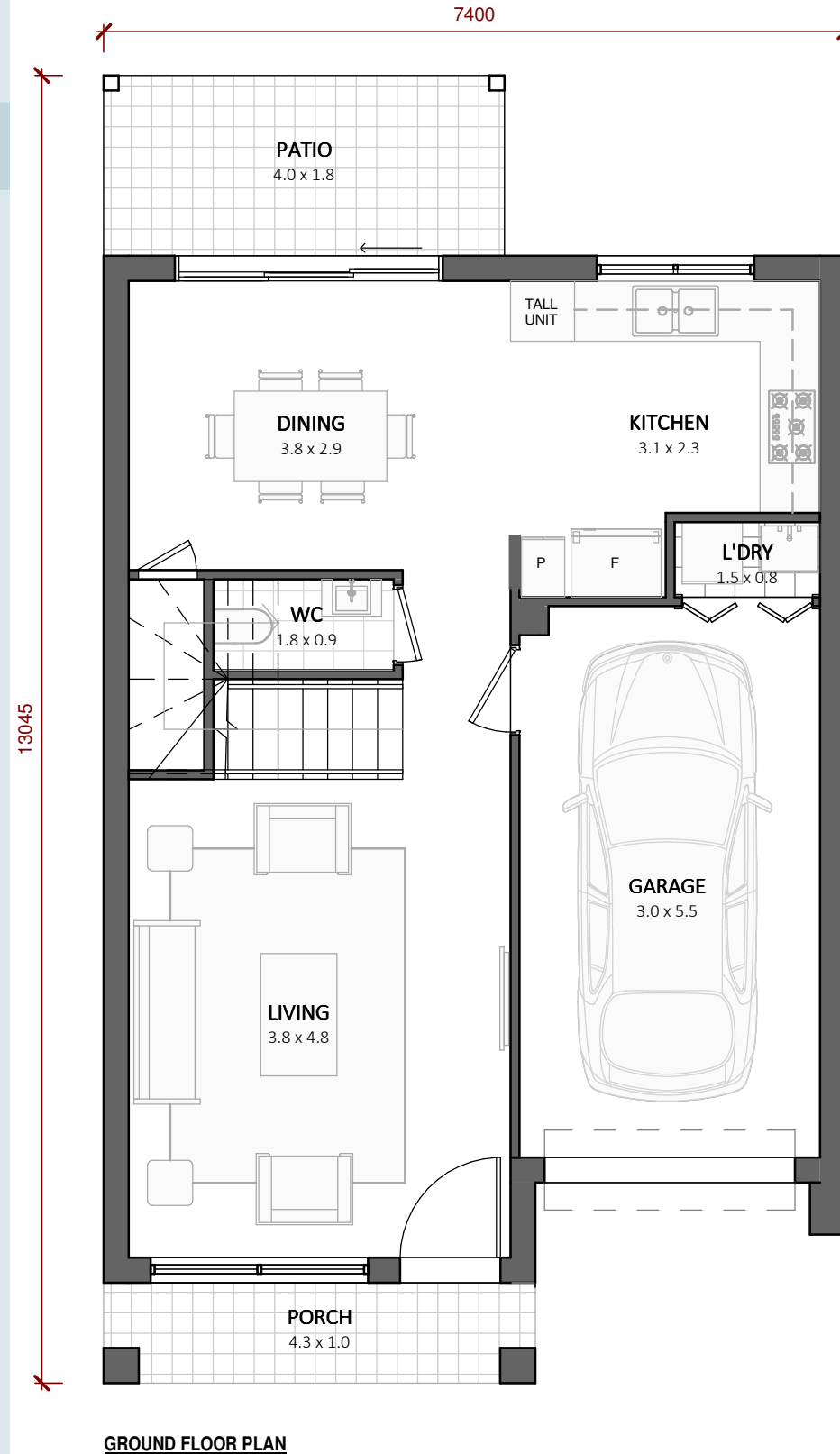
2 CAR SPACE



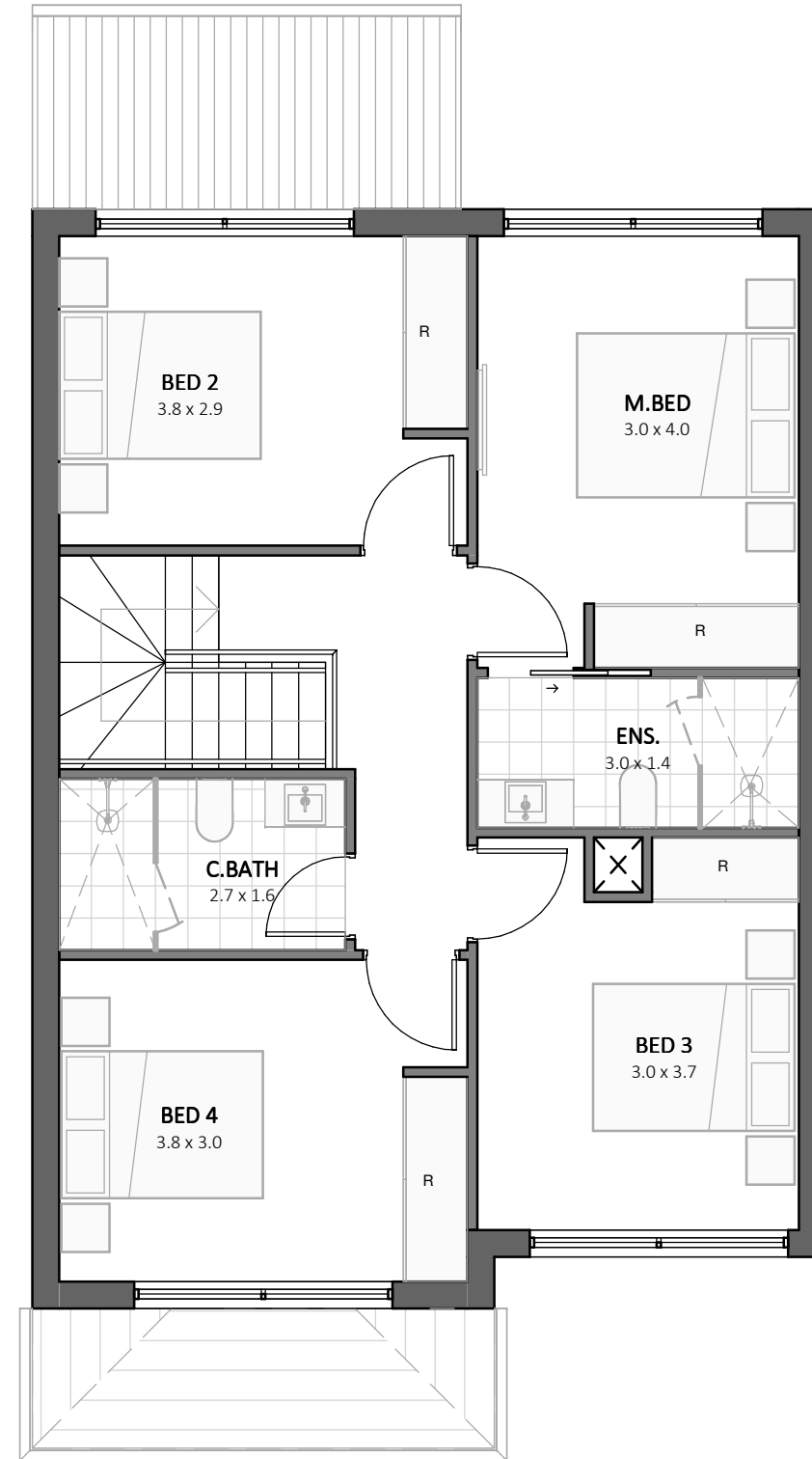
SITE PLAN

### KEY FEATURES:

1. ULTRA MODERN KITCHEN & BATH
2. ENERGY - EFFICIENT APPLIANCES
3. INNOVATIVE DESIGN
4. STEPS MAY BE INTRODUCED IN THE HOUSE & PLANS MAY BE MODIFIED A BIT, DEPENDING ON THE SITE PROFILE
5. ELEVATIONS ARE INDICATIVE



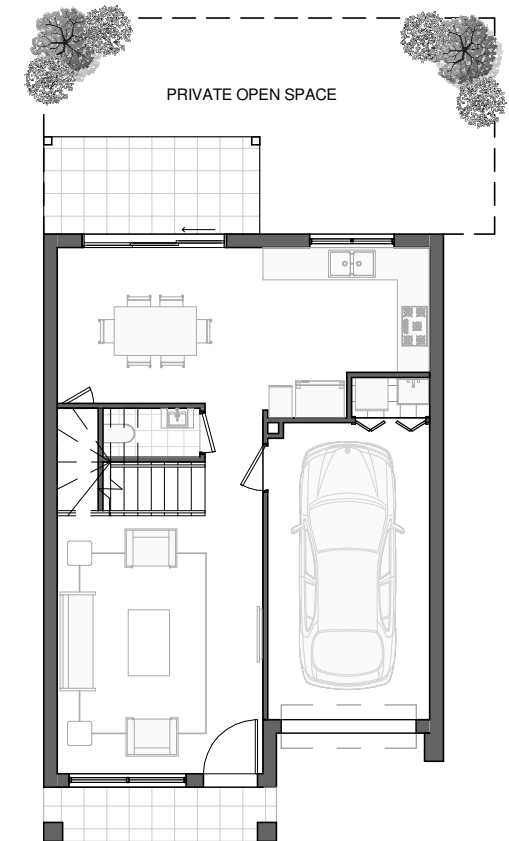
GROUND FLOOR PLAN







FIRST FLOOR PLAN



CONCEPTUAL ELEVATION



PROPERTY PLAN

				GROUND FLOOR (INC. GARAGE & PORCH)	FIRST FLOOR	APPROX OPEN SPACE (INCLUDING PATIO)	CAR SPACE	TOTAL AREA
4	2	1	1	68 m <sup>2</sup>	65 m <sup>2</sup>	33 m <sup>2</sup>	13 m <sup>2</sup>	179 m <sup>2</sup>

DISCLAIMER :- Area quoted to be used as guide only. This plan is for illustration purposes only. All information contained is gathered from sources deemed to be reliable. We have no doubt it is accurate however we cannot guarantee it. Areas are subject to final survey. Layout may change due to final council approval. The marketing plan and strata plan area will vary because of the different methods of calculation adopted. The marketing plan area is based on the floor areas while the strata plan area is based on Strata Schemes (Freehold Development) Act 1973. Note: Store(S), Robe(R), Linen(L), Bath fixtures, Laundry fixtures & Kitchen joinery fixtures, form part of sales package. TV and other items such as credenza, sofa, study desk, TV units & beds are not included as part of sale. Windows and doors sizes are indicative and subject to change based on legislative approval.

ELEVATIONS ARE SUBJECT TO CHANGE UNIT TO UNIT. DRIVEWAY/GARAGE MAY FLIP OTHER WAY AS PER UNIT PLACEMENT ON SITE/SITE CONDITIONS.EXTRA CAR PARK IS SUBJECT TO VARY UNIT TO UNIT AND IF UNIT IS ALLOTTED WITH EXTRA CAR PARK,THAT AREA WILL BE INCLUDED IN THE TOTAL AREA.PRIVATE OPEN SPACE IS SUBJECT TO CHANGE UNIT TO UNIT.BEDROOM DIMENSION INCLUDES THE ROBE.

## UNIT-51

4 BEDROOM

2 BATH

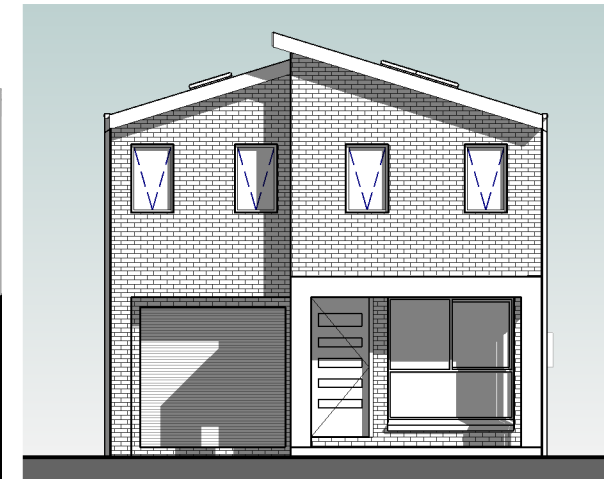
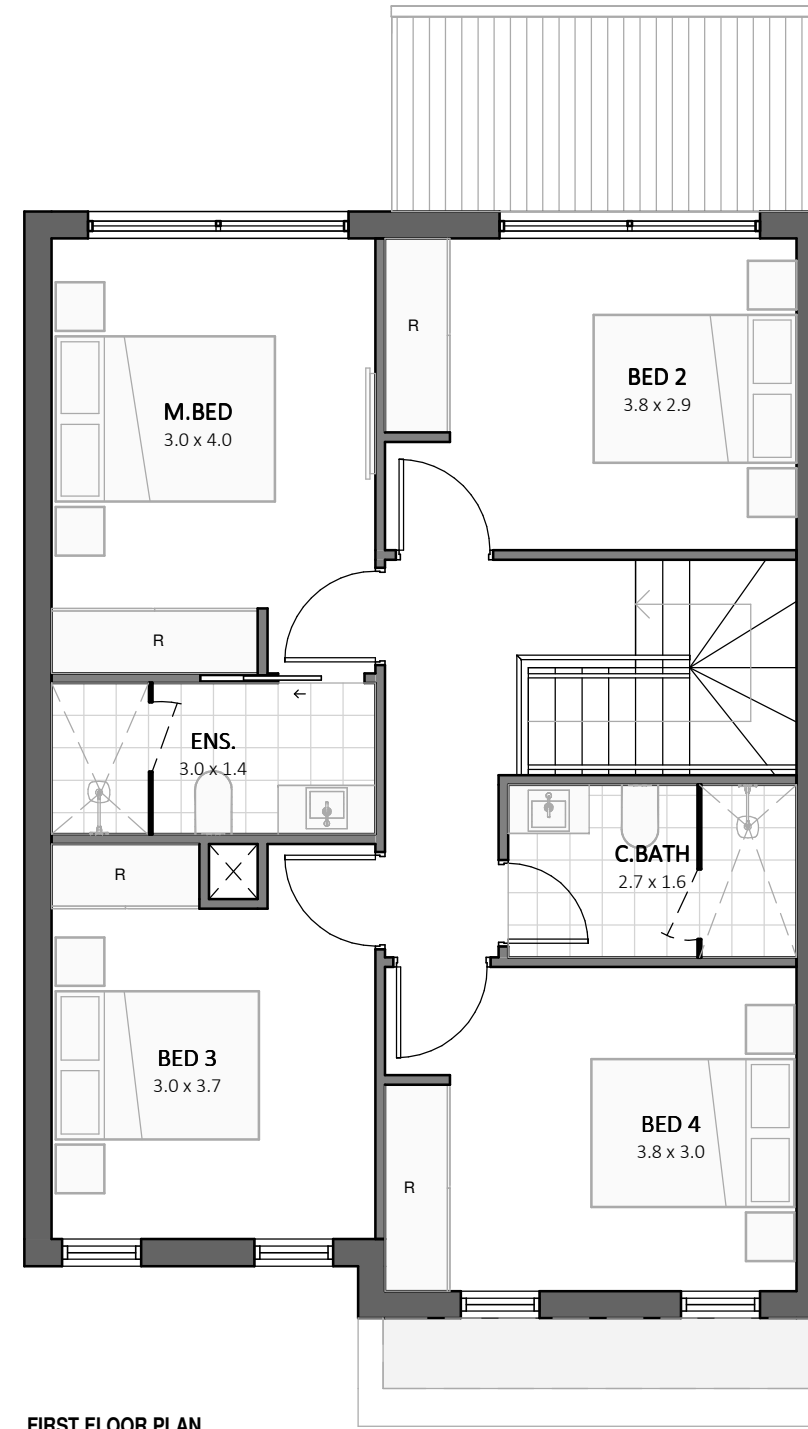
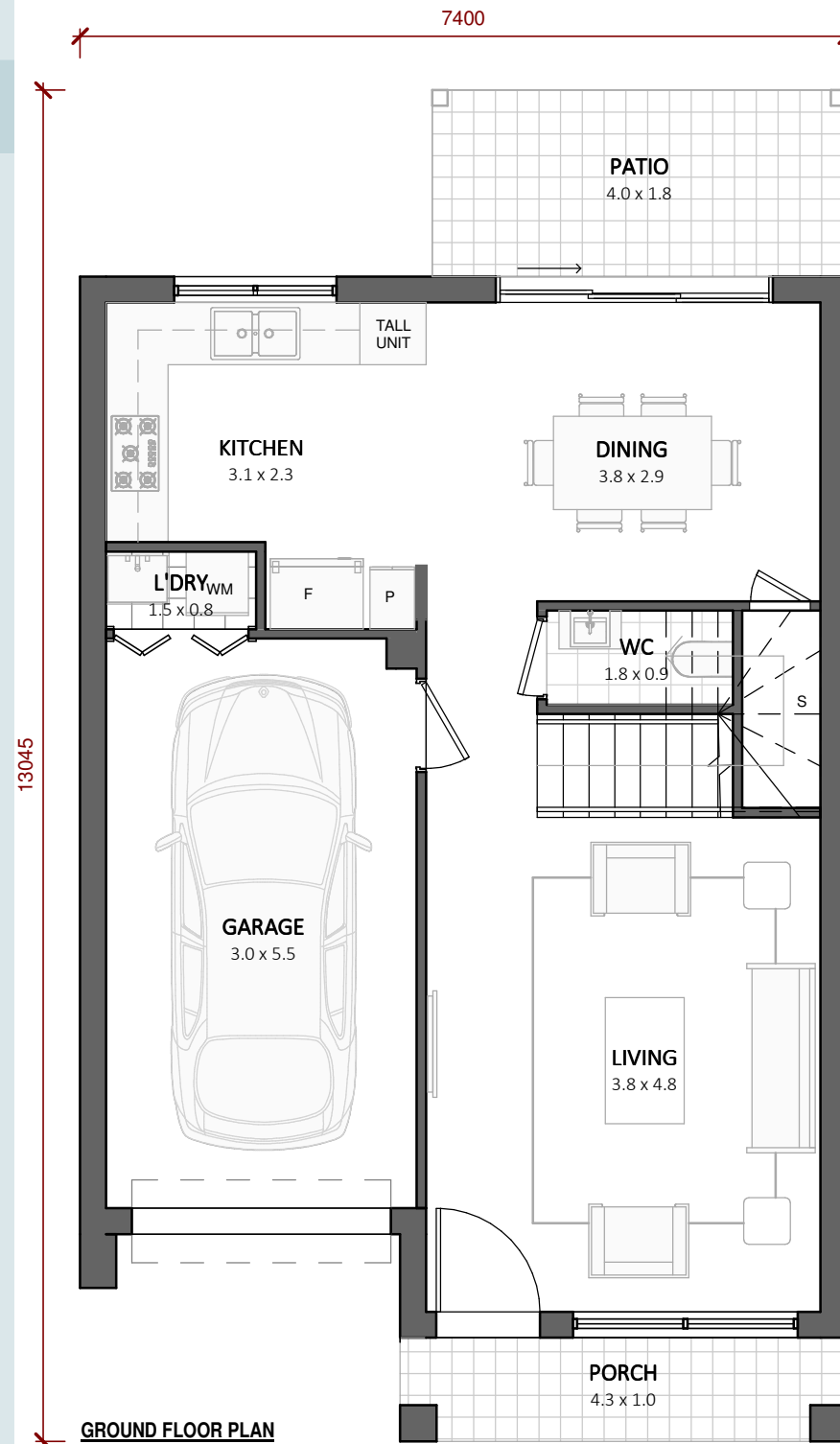
2 CAR SPACE



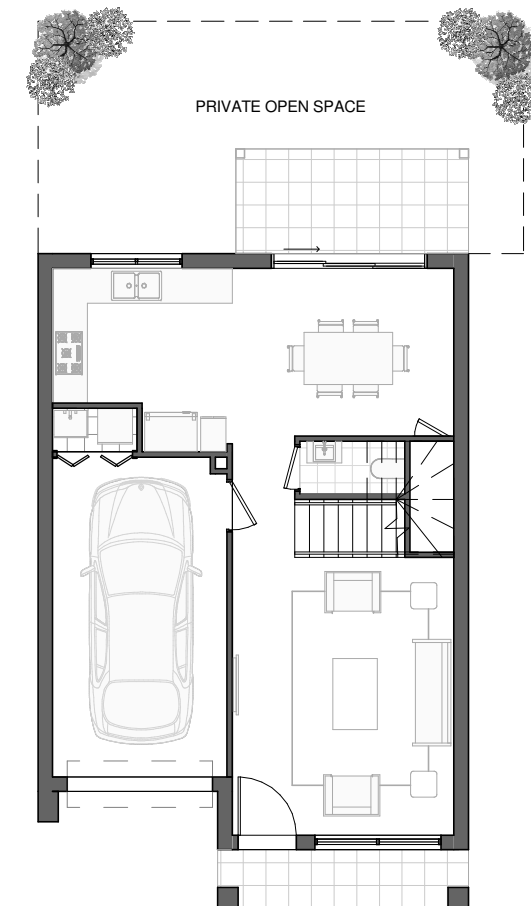
SITE PLAN

### KEY FEATURES:

1. ULTRA MODERN KITCHEN & BATH
2. ENERGY - EFFICIENT APPLIANCES
3. INNOVATIVE DESIGN
4. STEPS MAY BE INTRODUCED IN THE HOUSE & PLANS MAY BE MODIFIED A BIT, DEPENDING ON THE SITE PROFILE
5. ELEVATIONS ARE INDICATIVE



CONCEPTUAL ELEVATION



PROPERTY PLAN

				GROUND FLOOR (INC. GARAGE & PORCH)	FIRST FLOOR	APPROX OPEN SPACE (INCLUDING PATIO)	CAR SPACE	TOTAL AREA
4	2	1	1	68 m <sup>2</sup>	65 m <sup>2</sup>	33 m <sup>2</sup>	13 m <sup>2</sup>	179 m <sup>2</sup>

DISCLAIMER :- Area quoted to be used as guide only. This plan is for illustration purposes only. All information contained is gathered from sources deemed to be reliable. We have no doubt it is accurate however we cannot guarantee it. Areas are subject to final survey. Layout may change due to final council approval. The marketing plan and strata plan area will vary because of the different methods of calculation adopted. The marketing plan area is based on the floor areas while the strata plan area is based on Strata Schemes (Freehold Development) Act 1973. Note: Store(S), Robe(R), Linen(L), Bath fixtures, Laundry fixtures & Kitchen joinery fixtures, form part of sales package. TV and other items such as credenza, sofa, study desk, TV units & beds are not included as part of sale. Windows and doors sizes are indicative and subject to change based on legislative approval.

ELEVATIONS ARE SUBJECT TO CHANGE UNIT TO UNIT. DRIVEWAY/GARAGE MAY FLIP OTHER WAY AS PER UNIT PLACEMENT ON SITE/SITE CONDITIONS.EXTRA CAR PARK IS SUBJECT TO VARY UNIT TO UNIT AND IF UNIT IS ALLOTTED WITH EXTRA CAR PARK,THAT AREA WILL BE INCLUDED IN THE TOTAL AREA.PRIVATE OPEN SPACE IS SUBJECT TO CHANGE UNIT TO UNIT.BEDROOM DIMENSION INCLUDES THE ROBE.



## UNIT-52

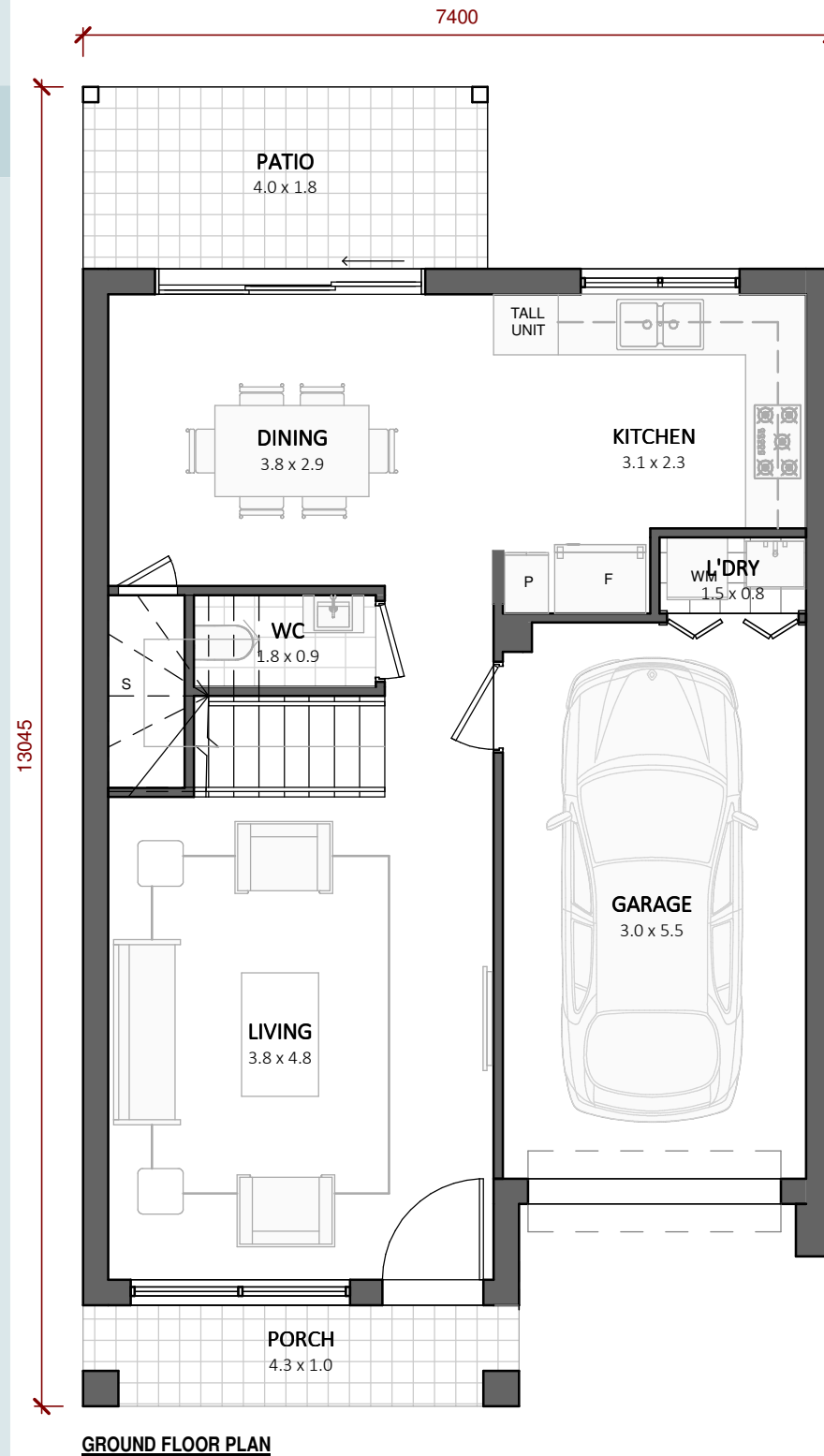
4 BEDROOM  
2 BATH  
2 CAR SPACE



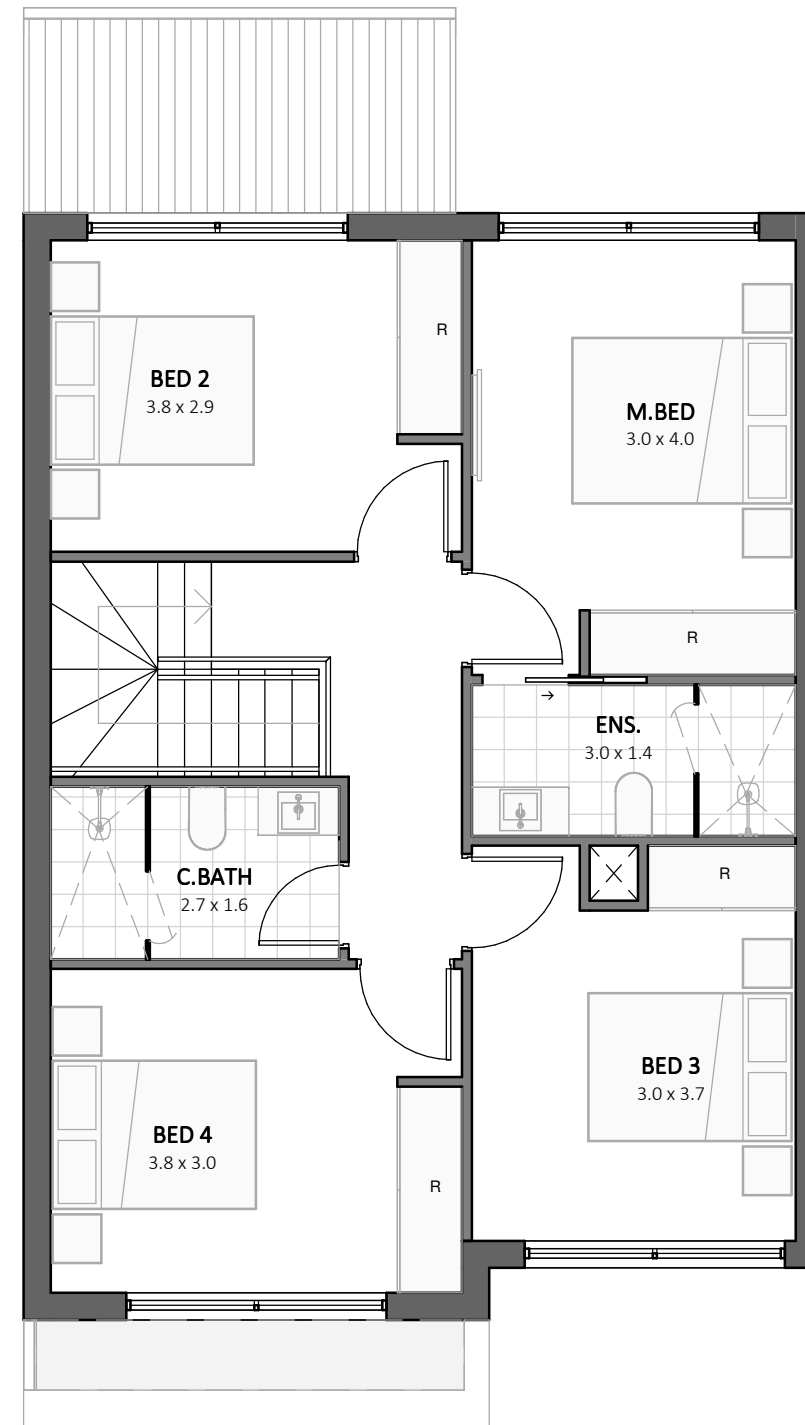
SITE PLAN

### KEY FEATURES:

1. ULTRA MODERN KITCHEN & BATH
2. ENERGY - EFFICIENT APPLIANCES
3. INNOVATIVE DESIGN
4. STEPS MAY BE INTRODUCED IN THE HOUSE & PLANS MAY BE MODIFIED A BIT, DEPENDING ON THE SITE PROFILE
5. ELEVATIONS ARE INDICATIVE



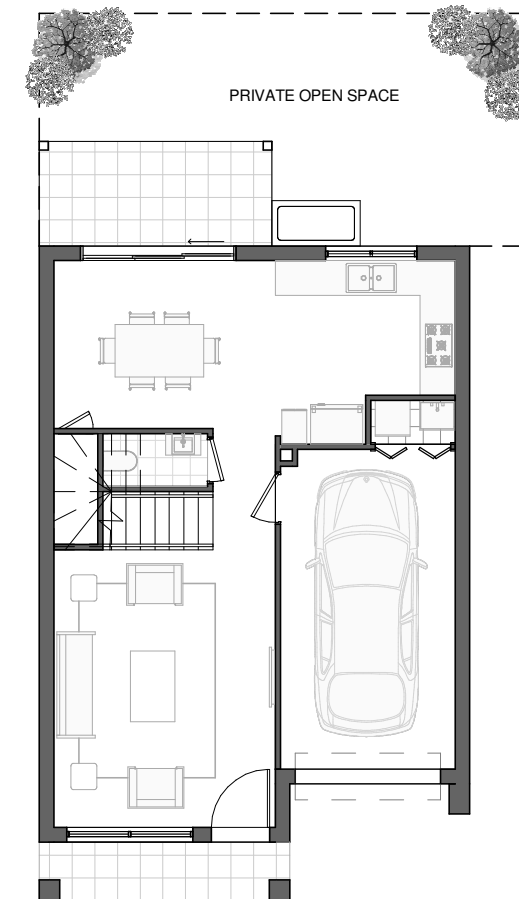
GROUND FLOOR PLAN



FIRST FLOOR PLAN



CONCEPTUAL ELEVATION



PROPERTY PLAN

				GROUND FLOOR (INC. GARAGE & PORCH)	FIRST FLOOR	APPROX OPEN SPACE (INCLUDING PATIO)	CAR SPACE	TOTAL AREA
				68 m <sup>2</sup>	65 m <sup>2</sup>	33 m <sup>2</sup>	13 m <sup>2</sup>	179 m <sup>2</sup>

DISCLAIMER :- Area quoted to be used as guide only. This plan is for illustration purposes only. All information contained is gathered from sources deemed to be reliable. We have no doubt it is accurate however we cannot guarantee it. Areas are subject to final survey. Layout may change due to final council approval. The marketing plan and strata plan area will vary because of the different methods of calculation adopted. The marketing plan area is based on the floor areas while the strata plan area is based on Strata Schemes (Freehold Development) Act 1973. Note: Store(S), Robe(R), Linen(L), Bath fixtures, Laundry fixtures & Kitchen joinery fixtures, form part of sales package. TV and other items such as credenza, sofa, study desk, TV units & beds are not included as part of sale. Windows and doors sizes are indicative and subject to change based on legislative approval.

ELEVATIONS ARE SUBJECT TO CHANGE UNIT TO UNIT. DRIVEWAY/GARAGE MAY FLIP OTHER WAY AS PER UNIT PLACEMENT ON SITE/SITE CONDITIONS.EXTRA CAR PARK IS SUBJECT TO VARY UNIT TO UNIT AND IF UNIT IS ALLOTTED WITH EXTRA CAR PARK,THAT AREA WILL BE INCLUDED IN THE TOTAL AREA.PRIVATE OPEN SPACE IS SUBJECT TO CHANGE UNIT TO UNIT.BEDROOM DIMENSION INCLUDES THE ROBE.

## UNIT-53

4 BEDROOM

2 BATH

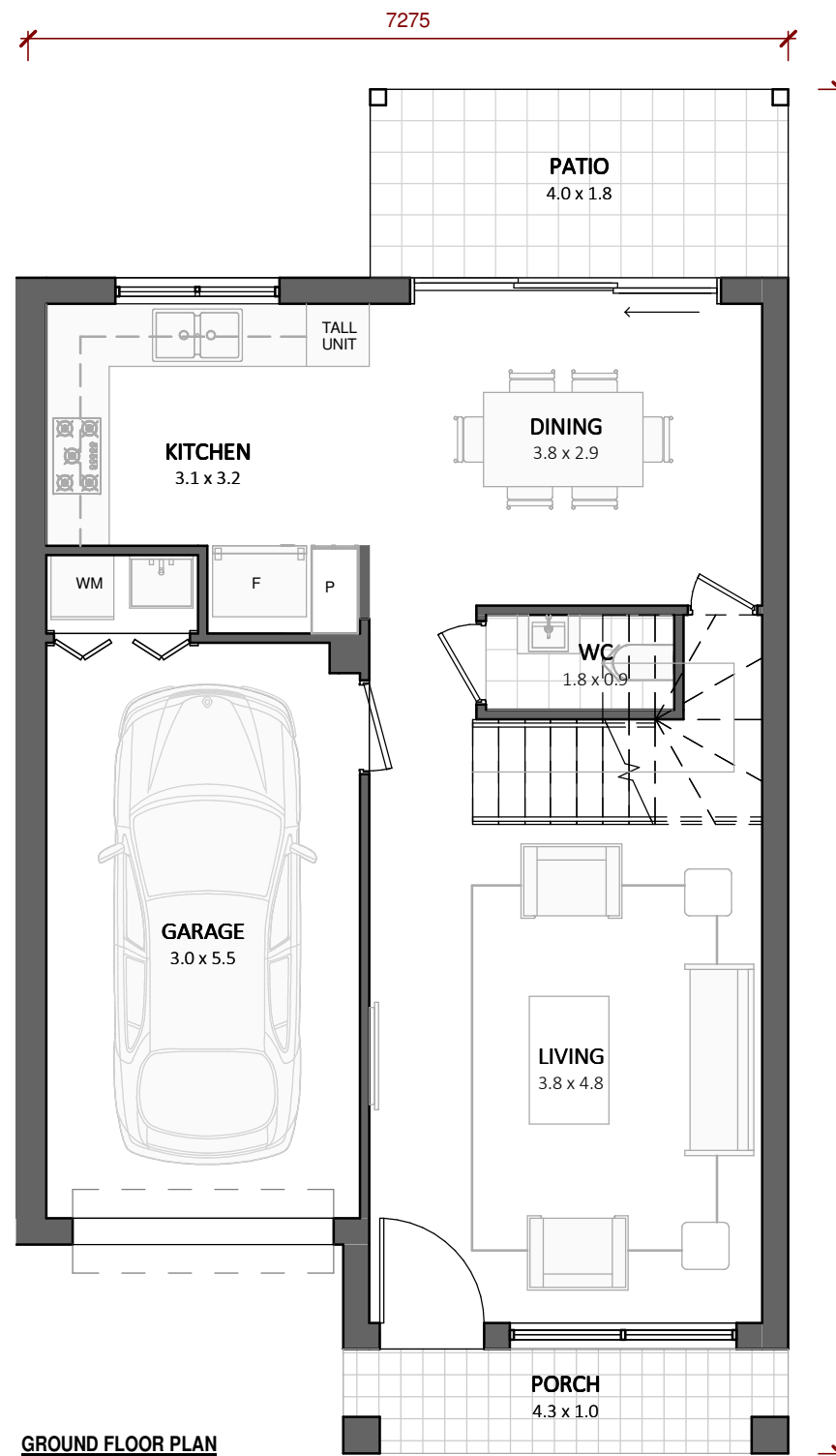
2 CAR SPACE



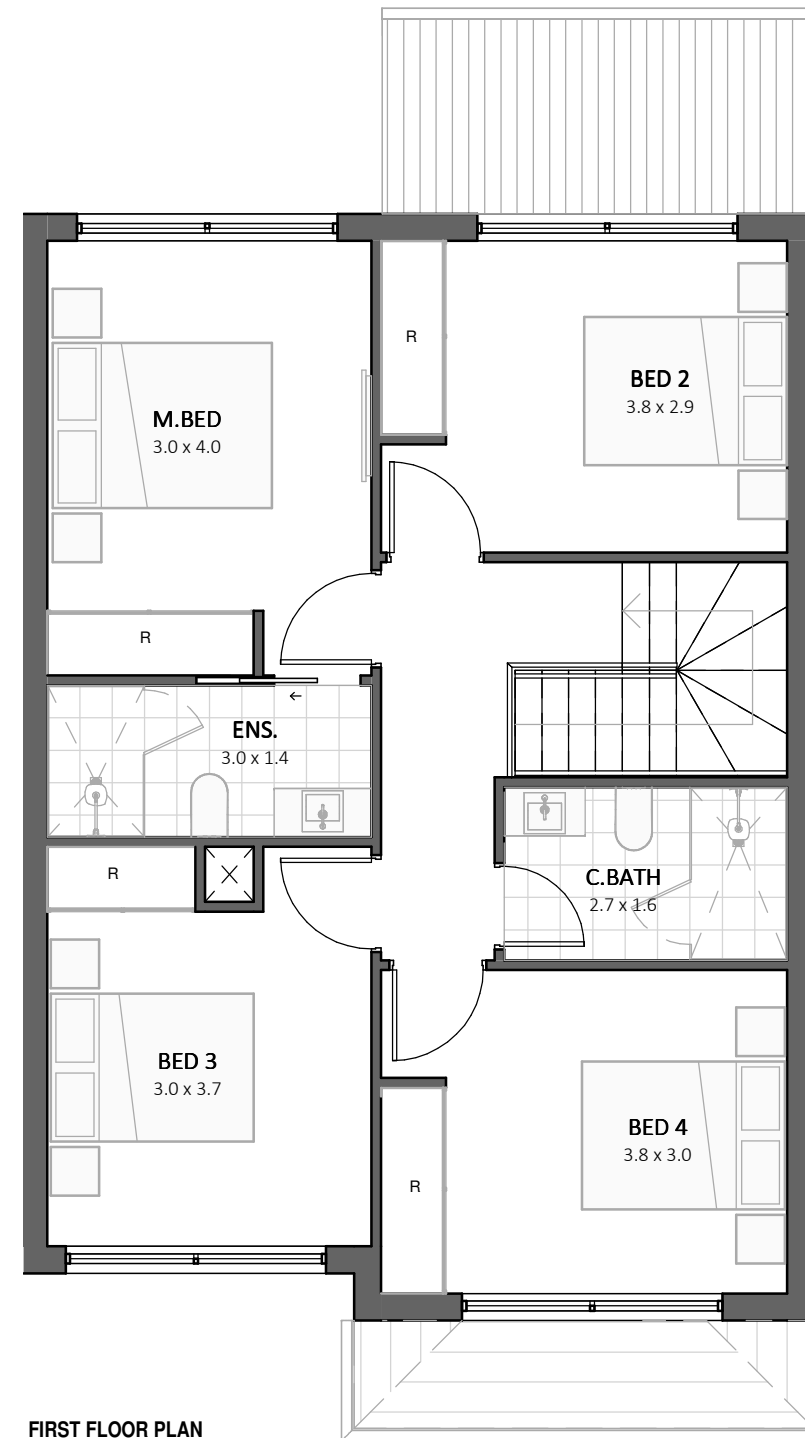
SITE PLAN

### KEY FEATURES:

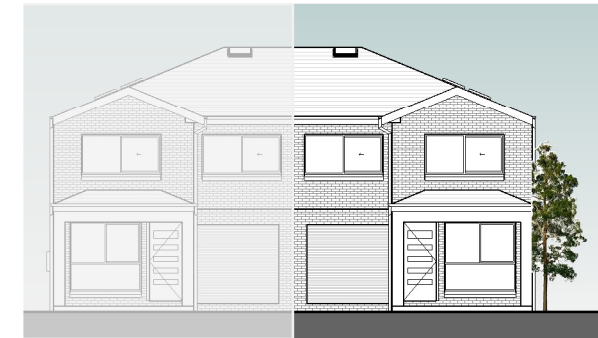
1. ULTRA MODERN KITCHEN & BATH
2. ENERGY - EFFICIENT APPLIANCES
3. INNOVATIVE DESIGN
4. STEPS MAY BE INTRODUCED IN THE HOUSE & PLANS MAY BE MODIFIED A BIT, DEPENDING ON THE SITE PROFILE
5. ELEVATIONS ARE INDICATIVE



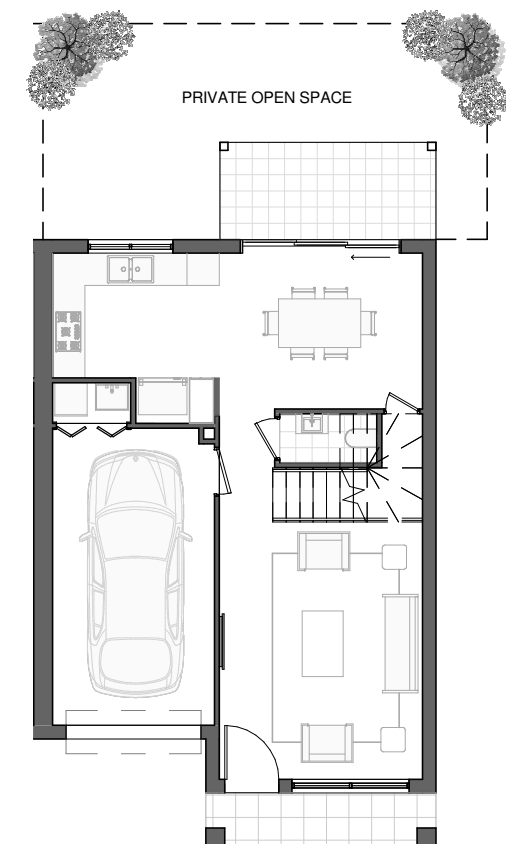
GROUND FLOOR PLAN



FIRST FLOOR PLAN



CONCEPTUAL ELEVATION



PROPERTY PLAN

4	2	1	1	GROUND FLOOR (INC. GARAGE & PORCH)	FIRST FLOOR	APPROX OPEN SPACE (INCLUDING PATIO)	CAR SPACE	TOTAL AREA
4	2	1	1	68 m <sup>2</sup>	65 m <sup>2</sup>	33 m <sup>2</sup>	13 m <sup>2</sup>	179 m <sup>2</sup>

DISCLAIMER :- Area quoted to be used as guide only. This plan is for illustration purposes only. All information contained is gathered from sources deemed to be reliable. We have no doubt it is accurate however we cannot guarantee it. Areas are subject to final survey. Layout may change due to final council approval. The marketing plan and strata plan area will vary because of the different methods of calculation adopted. The marketing plan area is based on the floor areas while the strata plan area is based on Strata Schemes (Freehold Development) Act 1973. Note: Store(S), Robe(R), Linen(L), Bath fixtures, Laundry fixtures & Kitchen joinery fixtures, form part of sales package. TV and other items such as credenza, sofa, study desk, TV units & beds are not included as part of sale. Windows and doors sizes are indicative and subject to change based on legislative approval.

ELEVATIONS ARE SUBJECT TO CHANGE UNIT TO UNIT. DRIVEWAY/GARAGE MAY FLIP OTHER WAY AS PER UNIT PLACEMENT ON SITE/SITE CONDITIONS.EXTRA CAR PARK IS SUBJECT TO VARY UNIT TO UNIT AND IF UNIT IS ALLOTTED WITH EXTRA CAR PARK,THAT AREA WILL BE INCLUDED IN THE TOTAL AREA.PRIVATE OPEN SPACE IS SUBJECT TO CHANGE UNIT TO UNIT.BEDROOM DIMENSION INCLUDES THE ROBE.

## UNIT-54

4 BEDROOM

2 BATH

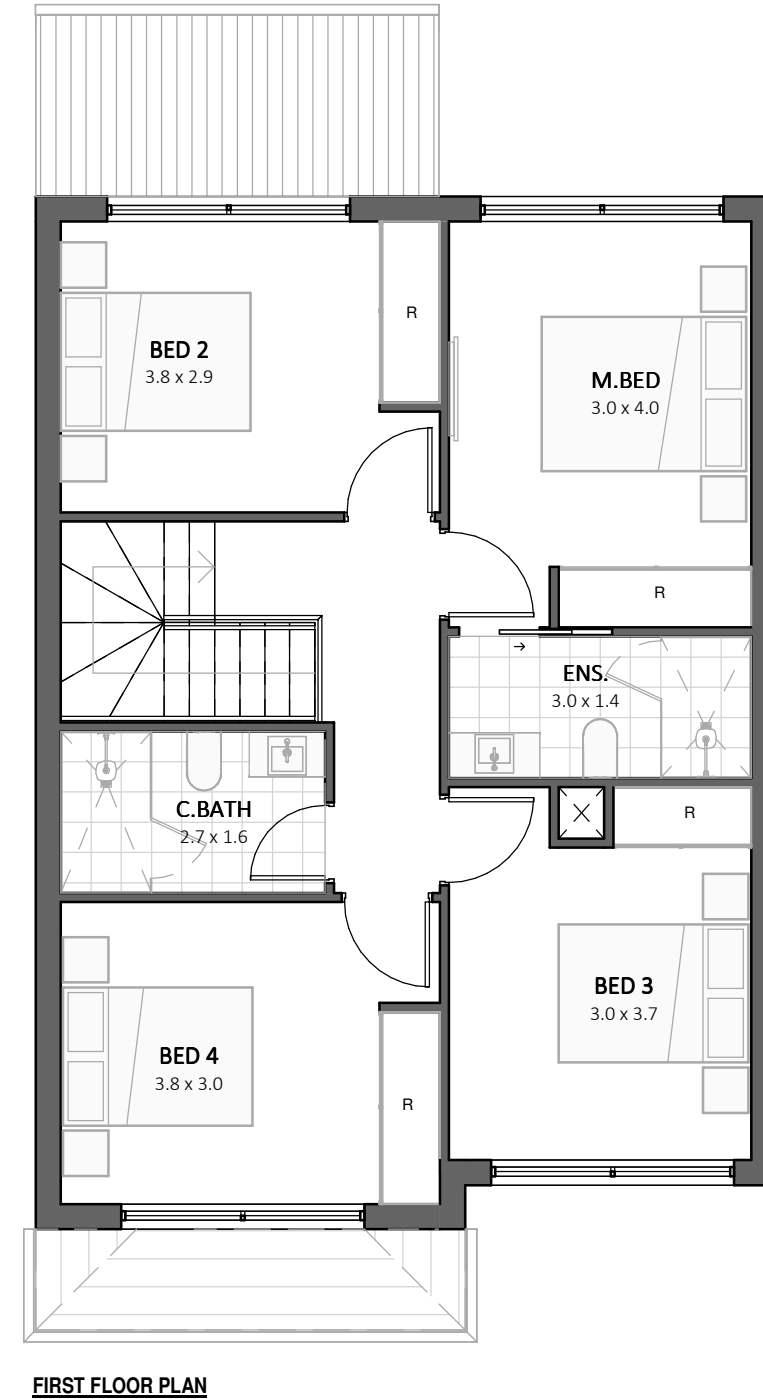
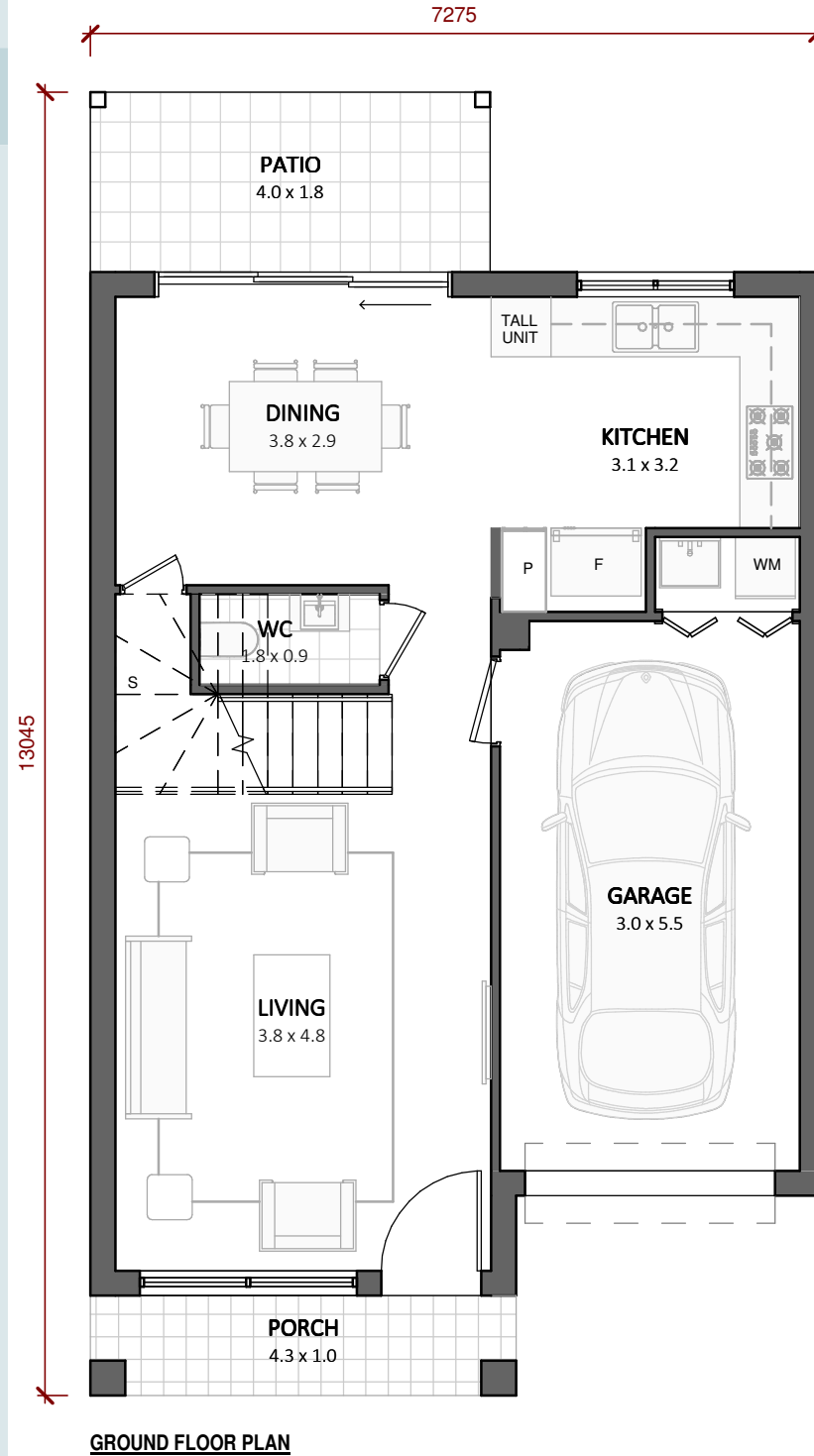
2 CAR SPACE



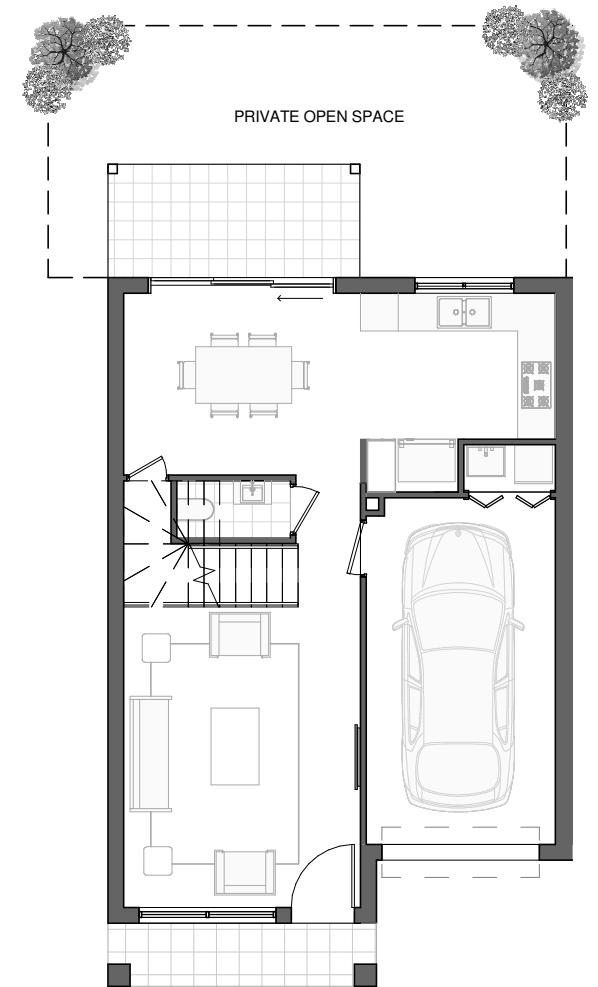
SITE PLAN

### KEY FEATURES:





1. ULTRA MODERN KITCHEN & BATH
2. ENERGY - EFFICIENT APPLIANCES
3. INNOVATIVE DESIGN
4. STEPS MAY BE INTRODUCED IN THE HOUSE & PLANS MAY BE MODIFIED A BIT, DEPENDING ON THE SITE PROFILE
5. ELEVATIONS ARE INDICATIVE



CONCEPTUAL ELEVATION



PROPERTY PLAN

				GROUND FLOOR (INC. GARAGE & PORCH)	FIRST FLOOR	APPROX OPEN SPACE (INCLUDING PATIO)	CAR SPACE	TOTAL AREA
4	2	1	1	68 m <sup>2</sup>	65 m <sup>2</sup>	33 m <sup>2</sup>	13 m <sup>2</sup>	179 m <sup>2</sup>

DISCLAIMER :- Area quoted to be used as guide only. This plan is for illustration purposes only. All information contained is gathered from sources deemed to be reliable. We have no doubt it is accurate however we cannot guarantee it. Areas are subject to final survey. Layout may change due to final council approval. The marketing plan and strata plan area will vary because of the different methods of calculation adopted. The marketing plan area is based on the floor areas while the strata plan area is based on Strata Schemes (Freehold Development) Act 1973. Note: Store(S), Robe(R), Linen(L), Bath fixtures, Laundry fixtures & Kitchen joinery fixtures, form part of sales package. TV and other items such as credenza, sofa, study desk, TV units & beds are not included as part of sale. Windows and doors sizes are indicative and subject to change based on legislative approval.

ELEVATIONS ARE SUBJECT TO CHANGE UNIT TO UNIT. DRIVEWAY/GARAGE MAY FLIP OTHER WAY AS PER UNIT PLACEMENT ON SITE/SITE CONDITIONS.EXTRA CAR PARK IS SUBJECT TO VARY UNIT TO UNIT AND IF UNIT IS ALLOTTED WITH EXTRA CAR PARK,THAT AREA WILL BE INCLUDED IN THE TOTAL AREA.PRIVATE OPEN SPACE IS SUBJECT TO CHANGE UNIT TO UNIT.BEDROOM DIMENSION INCLUDES THE ROBE.



## UNIT-55

4 BEDROOM

3 BATH

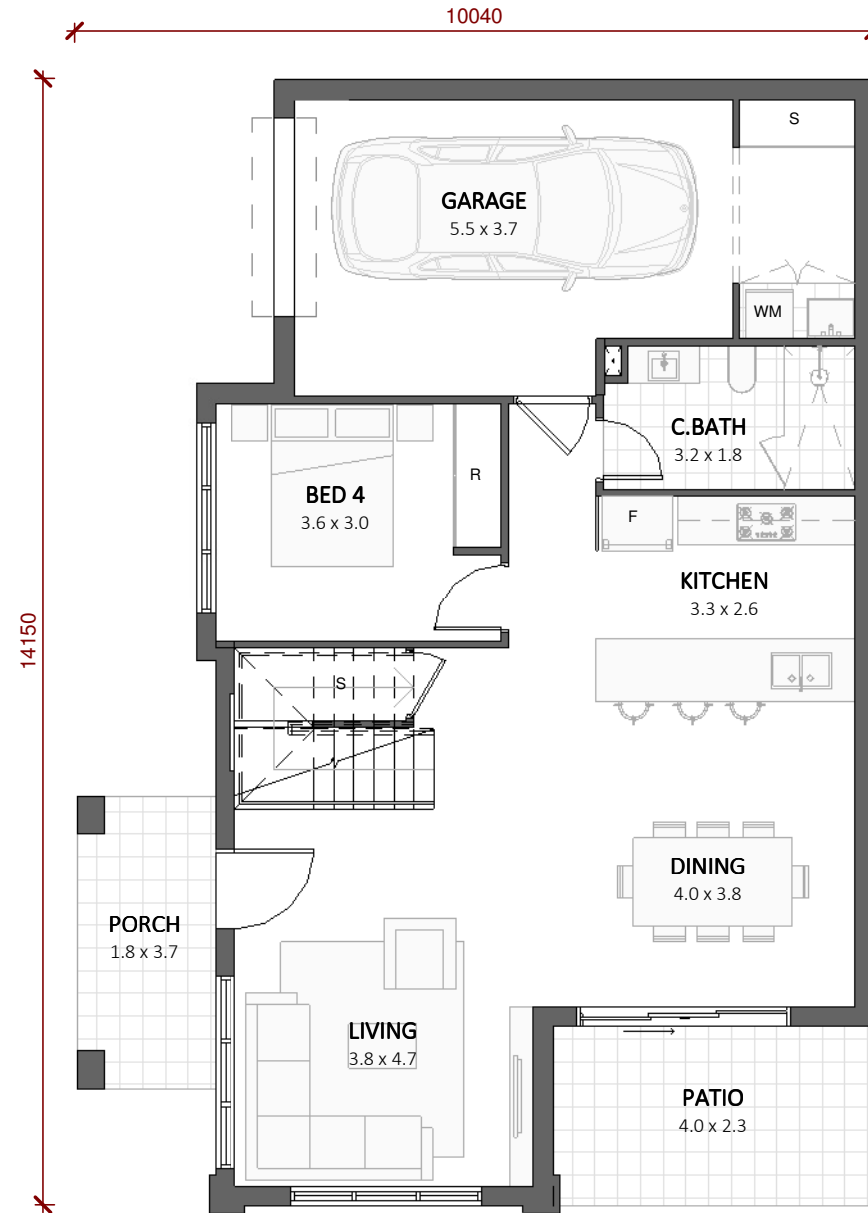
2 CAR SPACE



SITE PLAN

### KEY FEATURES:

1. ULTRA MODERN KITCHEN & BATH
2. ENERGY - EFFICIENT APPLIANCES
3. INNOVATIVE DESIGN
4. STEPS MAY BE INTRODUCED IN THE HOUSE & PLANS MAY BE MODIFIED A BIT, DEPENDING ON THE SITE PROFILE
5. ELEVATIONS ARE INDICATIVE



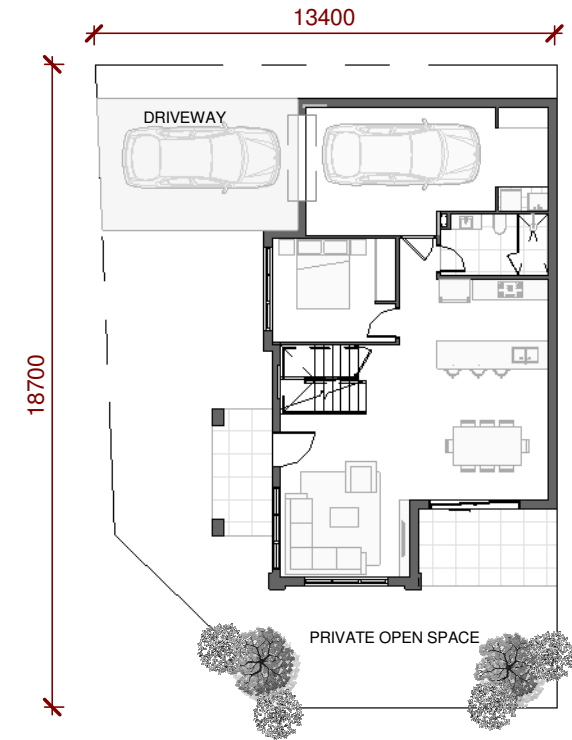
GROUND FLOOR PLAN







FIRST FLOOR PLAN



CONCEPTUAL ELEVATION



PROPERTY PLAN

				GROUND FLOOR (INC. GARAGE & PORCH)	FIRST FLOOR	APPROX OPEN SPACE (INCLUDING PATIO)	CAR SPACE	TOTAL AREA
4	3	1	1	101 m <sup>2</sup>	95 m <sup>2</sup>	38 m <sup>2</sup>	13 m <sup>2</sup>	247 m <sup>2</sup>

DISCLAIMER :- Area quoted to be used as guide only. This plan is for illustration purposes only. All information contained is gathered from sources deemed to be reliable. We have no doubt it is accurate however we cannot guarantee it. Areas are subject to final survey. Layout may change due to final council approval. The marketing plan and strata plan area will vary because of the different methods of calculation adopted. The marketing plan area is based on the floor areas while the strata plan area is based on Strata Schemes (Freehold Development) Act 1973. Note: Store(S), Robe(R), Linen(L), Bath fixtures, Laundry fixtures & Kitchen joinery fixtures, form part of sales package. TV and other items such as credenza, sofa, study desk, TV units & beds are not included as part of sale. Windows and doors sizes are indicative and subject to change based on legislative approval.

ELEVATIONS ARE SUBJECT TO CHANGE UNIT TO UNIT. DRIVEWAY/GARAGE MAY FLIP OTHER WAY AS PER UNIT PLACEMENT ON SITE/SITE CONDITIONS.EXTRA CAR PARK IS SUBJECT TO VARY UNIT TO UNIT AND IF UNIT IS ALLOTTED WITH EXTRA CAR PARK,THAT AREA WILL BE INCLUDED IN THE TOTAL AREA.PRIVATE OPEN SPACE IS SUBJECT TO CHANGE UNIT TO UNIT.BEDROOM DIMENSION INCLUDES THE ROBE.