







**RAWSON  
COMMUNITIES**  
LEPPINGTON CENTRAL

**LEGEND**

-  Sewer Line
-  Easement
-  Design Surface Contour  
Denotes Zero Lot Line-
-  Tree

# Lot 29

Disclaimer: this lot plan is indicative only  
 Purchasers must rely on their own enquiries, the contract for sale of land and the building contract.  
 Dimensions, contours and areas are subject to final survey and council approval.  
 Easements, sewer and street tree locations are indicative and are subject to change.  
 Information shown is accurate as of 29 July 2019.

'A' - EASEMENT TO DRAIN WATER 2 WIDE  
 'B' - EASEMENT FOR MAINTENANCE 0.9 WIDE