




FLOOR AREAS
 GROUND = 126.8SQM
 GARAGE = 18SQM
 PORCH = 6.2SQM
TOTAL 151SQM OR 16.2SQS

GROUND FLOOR PLAN

Display Home Now Open
19 Webber Loop, Oran Park
 View Thursday - Monday 10am - 5pm



 Sales Office (02) 8776 8000
 sales@brolenhomes.com.au
 www.brolenhomes.com.au