

1216455

RM GIP FD
'NOW GONE'
325'14' 6.865
(DP 1218237)

56' 19' 10"
27.04

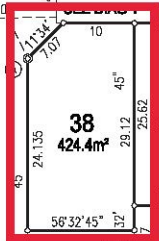
56' 19' 10"
27

46' 32' 45"
10.06

RM DH&W's FD
251'48' 15.13
286'02' 5.165
(DP 1216455)

STREET

(18 WIDE & VAR.)

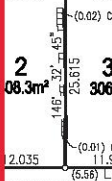


38
424.4m²

12.035 11.9

2
08.3m²

3
306



RM SSM 204208
PLCD



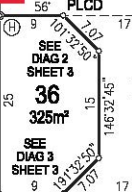
37
415m²

56' 17

SEE
DIAG 2
SHEET 3

36
325m²

SEE
DIAG 3
SHEET 3



10.06

5

(G)

(H)

17