


Files



Inclusions

Your individual requirements are important to us, which is why John and the team at Silkwood Homes endeavour to strive for complete client satisfaction to ensure you are happy with our selection of Internal and External Inclusions for your home package.


Standout Inclusions

Our list of standard inclusions is indicative of our efforts for achieving a high level of risk. To help us stand out from our competitors, here are some highlighted inclusions Silkwood Homes can offer you:

- Rendered & Brick Homes
- Colorbond or Tiled Roof
- Fully Fenced
- Split System or Ducted Air Conditioning
- Security Screens to all External Doors
- Downlights Throughout
- Cloeshine & Letterbox
- Carpet & Tiled Throughout
- Professional Colour Schemes
- Energy Effi ciency Rating of 6+ Stars
- Full Appliance Package
- Fixed Costs - No Additional Fees
- Premium Dulux Paints 3 Coat System
- Exposed Aggregate Driveways, Pathways & Alfresco

Facades


Silkwood Homes offer a wide range of Facades available to all our clients so that you may choose the design which best suits your home. Our varying Facades offer distinct features that create a modern look, and will make your home radiate with unique individuality. Once you have chosen your house design, a member of our team will introduce you the vast range of variations available for you to choose from.



For a full list of our Standard Inclusions please visit: www.silkwoodhomes.com.au

Locations

Silkwood Homes House and Land packages are offered all over Queensland, New South Wales and Victoria, and our areas of interest are expanding. Below is a list of some of the areas we are currently building in.



Queensland


Beaudesert, Brisbane and Surrounds, Bundaberg, Chinchilla, Emerald, Gympie, Gladstone, Gold Coast, Hope Island, Greater Ipswich Region, Laidley, Logan, Rockhampton, Sunshine Coast, Toowoomba, Townsville.

New South Wales

Great Hunter Region, Pitt Town, Penrith, Thornton, Muswellbrook, Medowie, Mount Annan

Victoria


Inner and Outer Melbourne Suburbs



What is a Turnkey Product?

Our homes are built with no hidden costs or excluded inclusions which means all the hard work is done, all that is left for you or your tenants is to move in! From every detail inside to a fully turfed and landscaped yard, Silkwood Homes provides the ultimate turnkey home. Our clients can rest assured knowing all aspects of their build are taken care of by an experienced team and that we guarantee maximum quality and presentation on every build.

Gibson



Gibson 228

4 | 3 | 2

HOUSE DIMENSIONS:
21.9 x 14.0m

OVERALL AREA SUMMARY:

LIVING	159.90m ²
KITCHEN	41.20m ²
ALFRESCO	24.00m ²
PORCH	3.10m ²
OVERALL TOTAL	228.40m ²

COASTAL FACADE

Additional facade options are available for this design. Available in different sizes.


22.0 x 12.0m

The Gibson is one of our most popular choices in the Dual Living range. A classy design that is easy to maintain makes everyday living a breeze.


Sporting four different facades, the Gibson gives you options and is equally modern and stylish through its internal and external design. Spacious bedrooms, comfortable living areas and easily accessible bathrooms are offered in both dwellings. The larger dwellings Master bedroom enjoys a walk in robe and an ensuite.

Each living area opens out to an Alfresco, providing an environment 1 for entertaining or enjoying time with the family. Available in two different sizes, the Gibson will meet the needs of any size family.

Facade Options Available:



8




Gibson 238

5 | 3 | 2

HOUSE DIMENSIONS:
22.0 x 12.0m


OVERALL AREA SUMMARY:

LIVING	175.60m ²
KITCHEN	41.20m ²
ALFRESCO	22.20m ²
PORCH	3.40m ²
OVERALL TOTAL	238.10m ²



9

Simpson



Simpson 225

4 | 3 | 2

HOUSE DIMENSIONS:
21.0 x 14.0m

OVERALL AREA SUMMARY:

LIVING	110.50m ²
KITCHEN	41.20m ²
ALFRESCO	22.20m ²
PORCH	3.40m ²
OVERALL TOTAL	177.30m ²

