




DUO

197




12.5
Min Block Width

197sqm
Build Size

MAIN

3  2  1 

AUX

2  1  1 



TOTAL AREA
MAIN AREA
AUX AREA
TOTAL WIDTH
TOTAL LENGTH

197m2
123m2
74m2
10.4m
20.9m

MAIN

MASTER BED 3,2 X 2,9m
BEDROOM 2 3,0 X 2,9m
BEDROOM 3 3,0 X 2,9m
LIVING 4,0 X 3,0m
DINING 4,0 X 2,7m
PAVILION 2,2 X 3,3m
GARAGE 6,1 X 3,0m

AUX

BEDROOM 1 3,7 X 2,9m
BEDROOM 2 3,7 X 2,9m
LIVING 3,8 X 4,5m
PAVILION 2,2 X 3,0m
GARAGE 6,2 X 3,0m

Plans and illustrations are for marketing purposes - dimensions and colours are provided as a guide only. Some homes may be mirror reverse versions of this design. Whilst every care has been taken in the preparation of this brochure, prospective purchasers should undertake their own enquiries in order to satisfy themselves as to the accuracy of the details. Gallery Homes Pty Ltd reserves the rights to alter the specifications and inclusions at anytime without notice. © Copyright. This drawing remains the property of Gallery Homes Pty Ltd and is provided for use of its selling agents, no assignment of rights are given.