



LUXLAND

LUXLAND SUBURB REPORT

GILLIESTON HEIGHTS NSW 2321

SUBURB REPORT
PREPARED BY



CoreLogic®



Luxland
Suite 22, 175-181 Oxford Street, BONDI JUNCTION
NSW 2022 AUS
Ph: +61(04)05712610
Email: info@luxland.com.au

Area Profile

The size of Gillieston Heights is approximately 11.8 square kilometres.

It has 2 parks covering nearly 0.3% of total area.

The population of Gillieston Heights in 2011 was 1,372 people.

By 2016 the population was 3,141 showing a population growth of 128.9% in the area during that time.

The predominant age group in Gillieston Heights is 0-9 years.

Households in Gillieston Heights are primarily couples with children and are likely to be repaying \$1800 - \$2399 per month on mortgage repayments.

In general, people in Gillieston Heights work in a trades occupation.

In 2011, 75.5% of the homes in Gillieston Heights were owner-occupied compared with 59.5% in 2016.

Currently the median sales price of houses in the area is \$475,000.

Median Sales Price

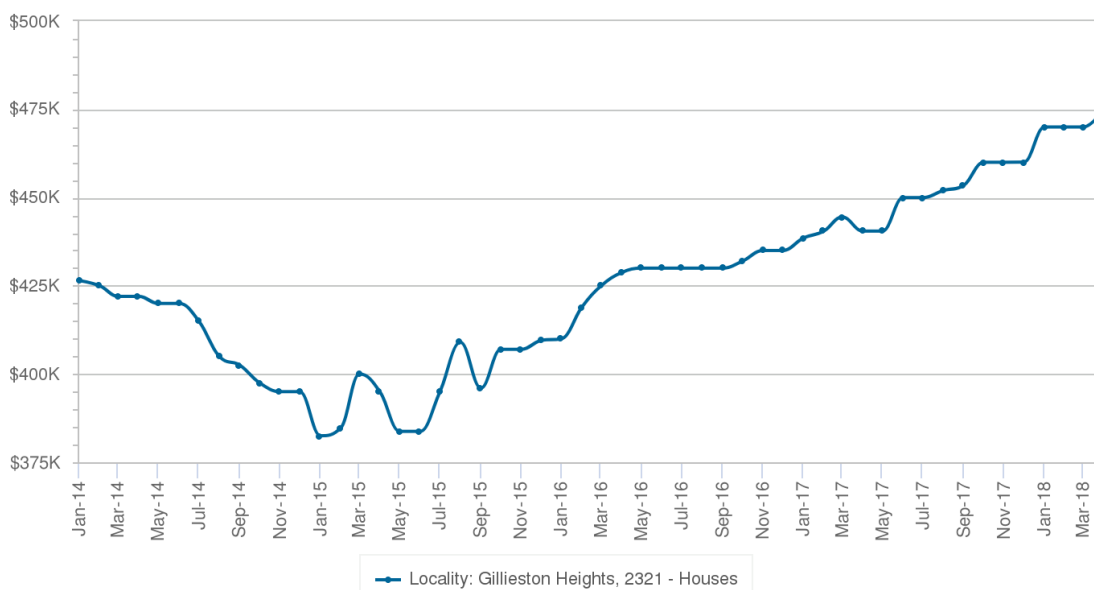
	Year 2014	Year 2015	Year 2016	Year 2017	Year 2018
Period	Median Price	Median Price	Median Price	Median Price	Median Price
January	\$426,491	\$382,500	\$410,000	\$438,500	\$470,000
February	\$425,000	\$384,750	\$419,000	\$440,500	\$470,000
March	\$422,000	\$400,000	\$425,000	\$444,500	\$470,000
April	\$422,000	\$395,000	\$428,750	\$440,500	\$475,000
May	\$420,000	\$383,750	\$430,000	\$440,500	n/a
June	\$420,000	\$383,750	\$430,000	\$450,000	n/a
July	\$415,000	\$395,000	\$430,000	\$450,000	n/a
August	\$405,000	\$409,000	\$430,000	\$452,000	n/a
September	\$402,500	\$396,000	\$430,000	\$453,500	n/a
October	\$397,500	\$407,000	\$432,000	\$460,000	n/a
November	\$395,000	\$407,000	\$435,000	\$460,000	n/a
December	\$395,000	\$409,500	\$435,000	\$460,050	n/a

Statistics are calculated over a rolling 12 month period



Luxland
Suite 22, 175-181 Oxford Street, BONDI JUNCTION
NSW 2022 AUS
Ph: +61(04)05712610
Email: info@luxland.com.au

Median Sales Price



Statistics are calculated over a rolling 12 month period

Median Sales Price vs Number Sold

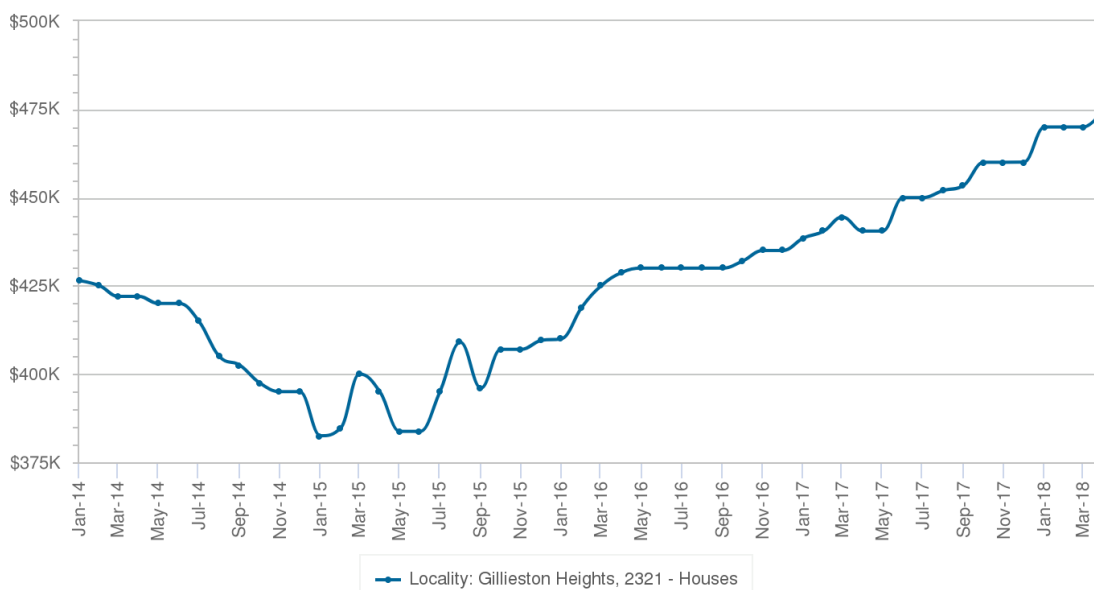


*Statistics are calculated over a rolling 12 month period



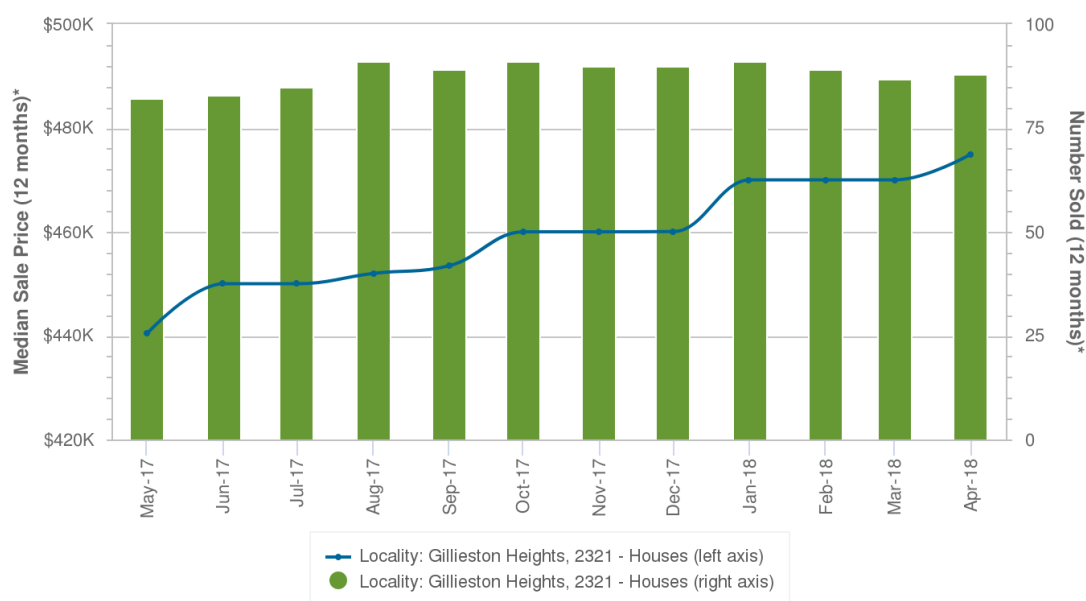
Luxland
Suite 22, 175-181 Oxford Street, BONDI JUNCTION
NSW 2022 AUS
Ph: +61(04)05712610
Email: info@luxland.com.au

Median Sales Price



Statistics are calculated over a rolling 12 month period

Median Sales Price vs Number Sold



*Statistics are calculated over a rolling 12 month period



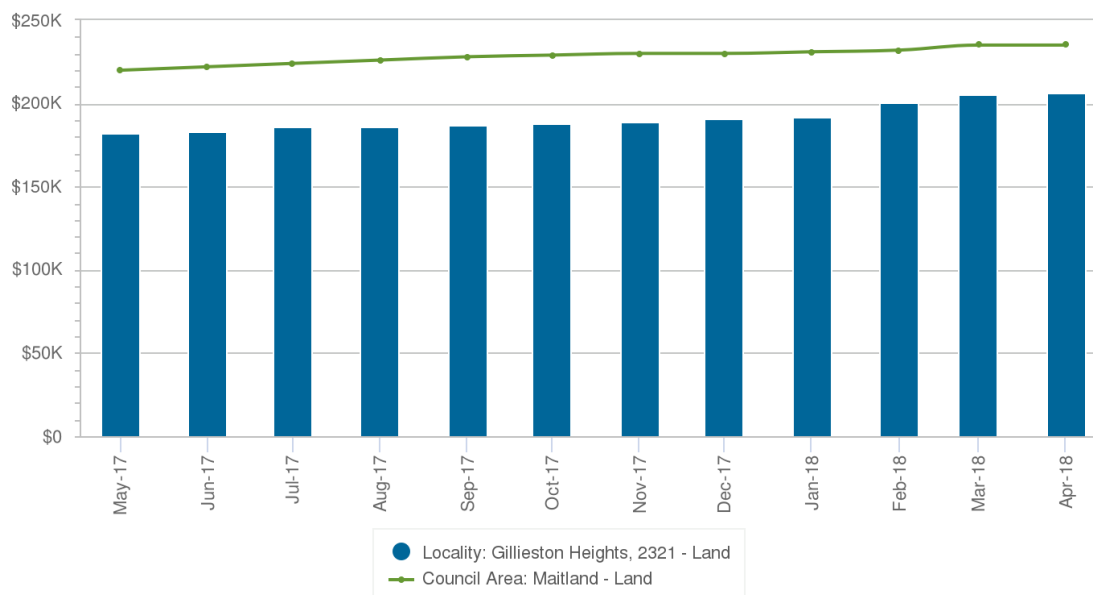
Luxland
Suite 22, 175-181 Oxford Street, BONDI JUNCTION
NSW 2022 AUS
Ph: +61(04)05712610
Email: info@luxland.com.au

Recent Median Sale Prices (Land)

Period	Gillieston Heights Median Price	Maitland Median Price
April 2018	\$206,500	\$235,000
March 2018	\$205,000	\$235,000
February 2018	\$201,000	\$232,000
January 2018	\$192,000	\$231,000
December 2017	\$191,000	\$230,000
November 2017	\$189,000	\$230,000
October 2017	\$188,000	\$229,000
September 2017	\$187,000	\$228,000
August 2017	\$186,000	\$226,000
July 2017	\$186,000	\$224,000
June 2017	\$183,000	\$222,000
May 2017	\$182,000	\$219,900

Statistics are calculated over a rolling 12 month period

Recent Median Sale Prices (Land)



Statistics are calculated over a rolling 12 month period



Luxland
Suite 22, 175-181 Oxford Street, BONDI JUNCTION
NSW 2022 AUS
Ph: +61(04)05712610
Email: info@luxland.com.au

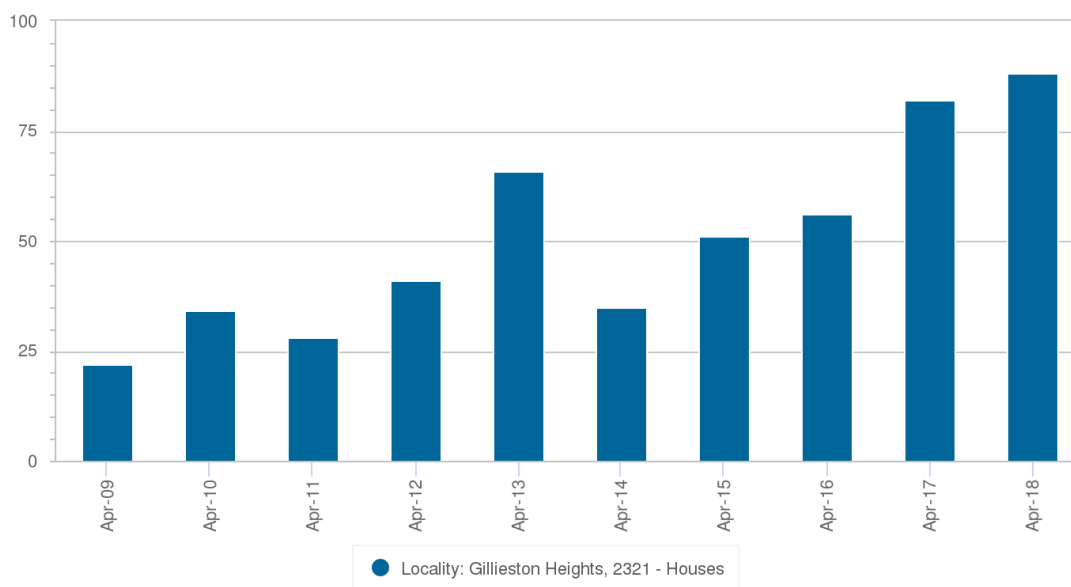
Sales Per Annum

Sales Per Annum (House)

Period Ending	Gillieston Heights Number
Apr 2018	88
Apr 2017	82
Apr 2016	56
Apr 2015	51
Apr 2014	35
Apr 2013	66
Apr 2012	41
Apr 2011	28
Apr 2010	34
Apr 2009	22

Statistics are calculated over a rolling 12 month period

Sales Per Annum (House)



Statistics are calculated over a rolling 12 month period



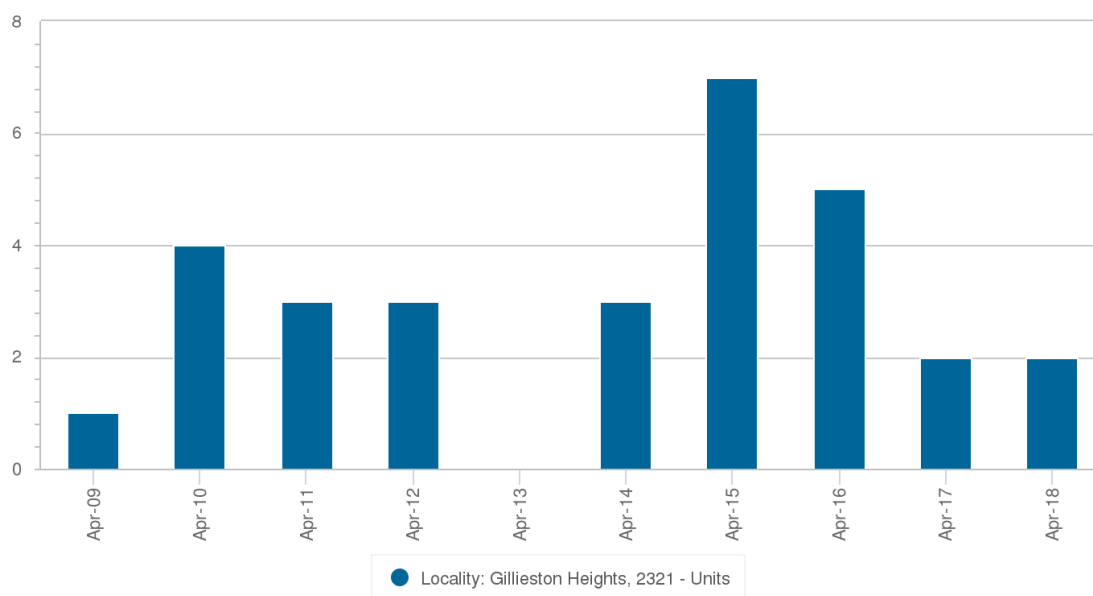
Luxland
Suite 22, 175-181 Oxford Street, BONDI JUNCTION
NSW 2022 AUS
Ph: +61(04)05712610
Email: info@luxland.com.au

Sales Per Annum (Unit)

Period Ending	Gillieston Heights Number
Apr 2018	2
Apr 2017	2
Apr 2016	5
Apr 2015	7
Apr 2014	3
Apr 2013	0
Apr 2012	3
Apr 2011	3
Apr 2010	4
Apr 2009	1

Statistics are calculated over a rolling 12 month period

Sales Per Annum (Unit)



Statistics are calculated over a rolling 12 month period



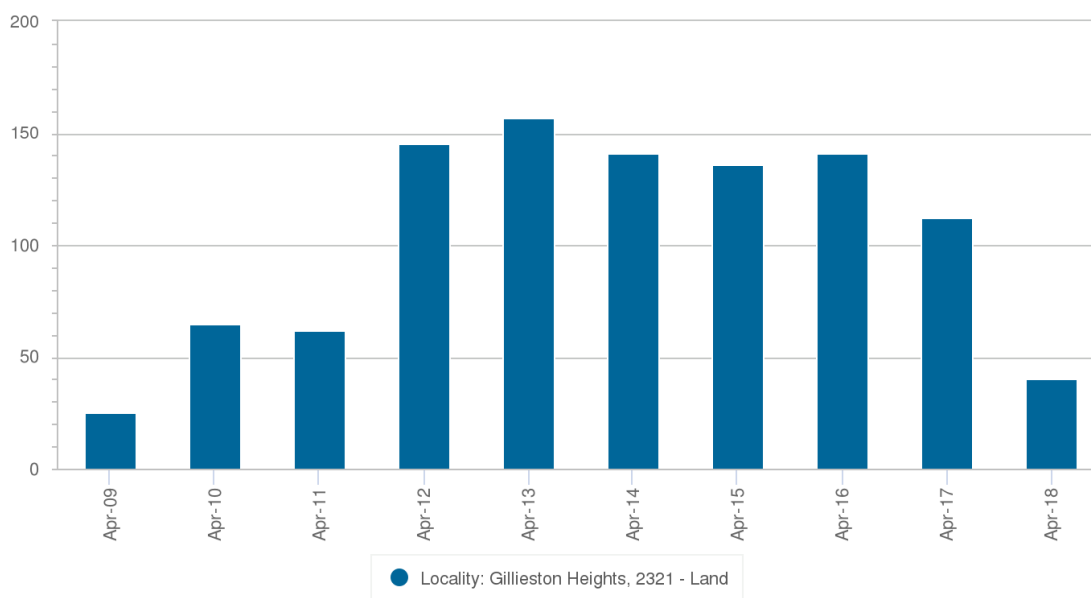
Luxland
Suite 22, 175-181 Oxford Street, BONDI JUNCTION
NSW 2022 AUS
Ph: +61(04)05712610
Email: info@luxland.com.au

Sales Per Annum (Land)

Period Ending	Gillieston Heights Number
Apr 2018	40
Apr 2017	112
Apr 2016	141
Apr 2015	136
Apr 2014	141
Apr 2013	157
Apr 2012	145
Apr 2011	62
Apr 2010	65
Apr 2009	25

Statistics are calculated over a rolling 12 month period

Sales Per Annum (Land)



Statistics are calculated over a rolling 12 month period



Luxland
Suite 22, 175-181 Oxford Street, BONDI JUNCTION
NSW 2022 AUS
Ph: +61(04)05712610
Email: info@luxland.com.au

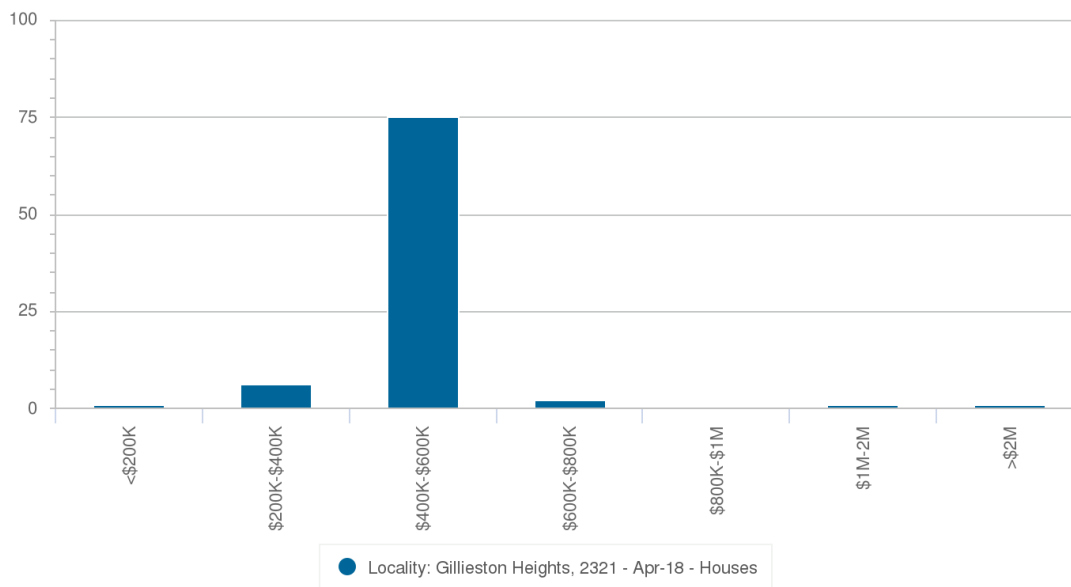
Sales By Price

Sales By Price - 12 months (House)

Price	Gillieston Heights	
	Number	
<\$200K	1	
\$200K-\$400K	6	
\$400K-\$600K	75	
\$600K-\$800K	2	
\$800K-\$1M	0	
\$1M-\$2M	1	
>\$2M	1	

Statistics are calculated over a rolling 12 month period

Sales By Price - 12 months (House)



Statistics are calculated over a rolling 12 month period



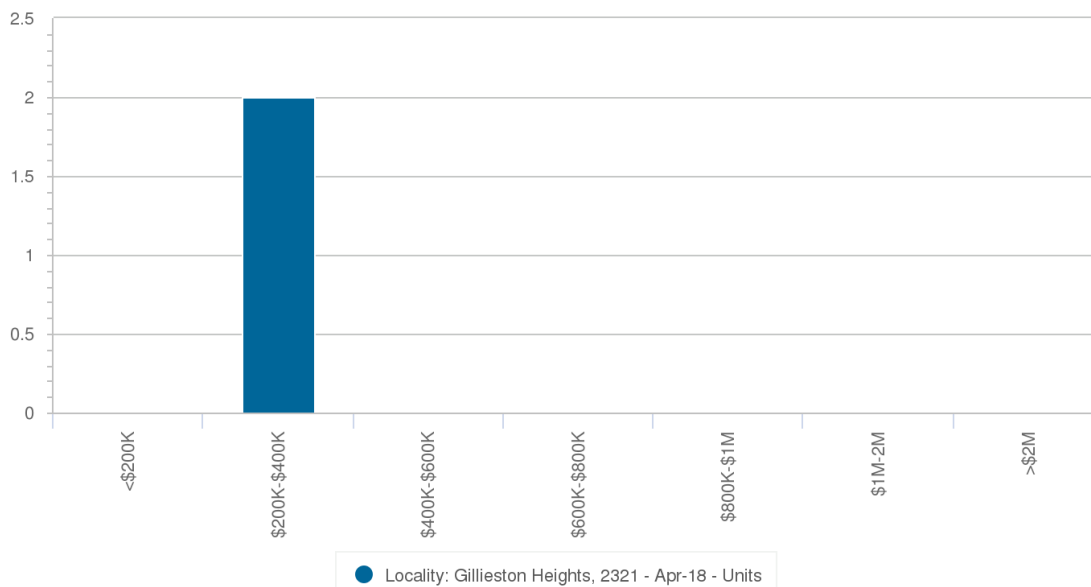
Luxland
Suite 22, 175-181 Oxford Street, BONDI JUNCTION
NSW 2022 AUS
Ph: +61(04)05712610
Email: info@luxland.com.au

Sales By Price - 12 months (Unit)

Price	Gillieston Heights Number
<\$200K	0
\$200K-\$400K	2
\$400K-\$600K	0
\$600K-\$800K	0
\$800K-\$1M	0
\$1M-\$2M	0
>\$2M	0

Statistics are calculated over a rolling 12 month period

Sales By Price - 12 months (Unit)



Statistics are calculated over a rolling 12 month period



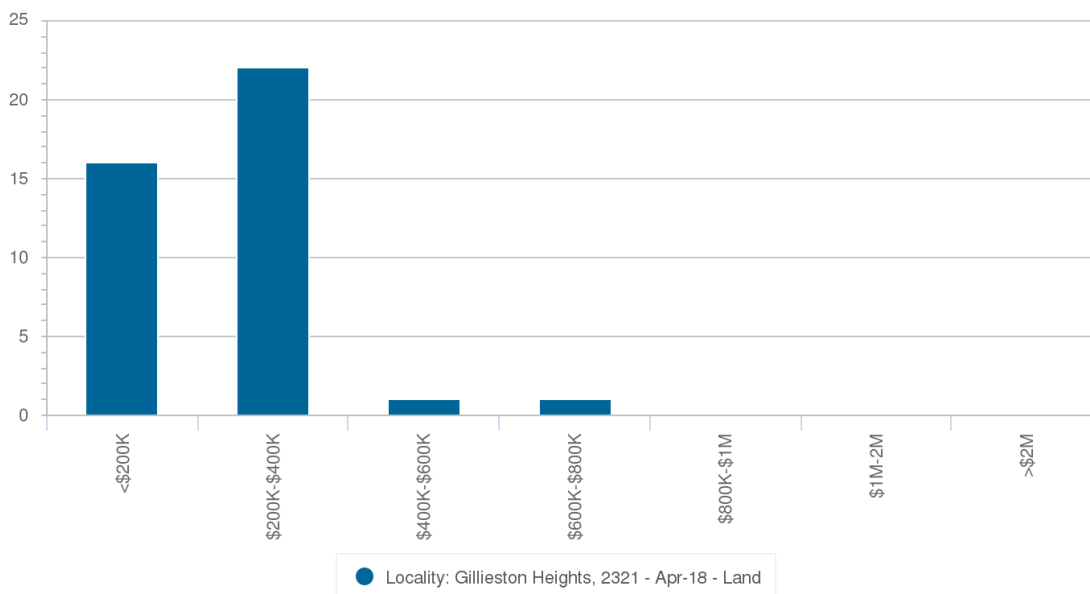
Luxland
Suite 22, 175-181 Oxford Street, BONDI JUNCTION
NSW 2022 AUS
Ph: +61(04)05712610
Email: info@luxland.com.au

Sales By Price - 12 months (Land)

Price	Gillieston Heights Number
<\$200K	16
\$200K-\$400K	22
\$400K-\$600K	1
\$600K-\$800K	1
\$800K-\$1M	0
\$1M-\$2M	0
>\$2M	0

Statistics are calculated over a rolling 12 month period

Sales By Price - 12 months (Land)



Statistics are calculated over a rolling 12 month period



Luxland
Suite 22, 175-181 Oxford Street, BONDI JUNCTION
NSW 2022 AUS
Ph: +61(04)05712610
Email: info@luxland.com.au

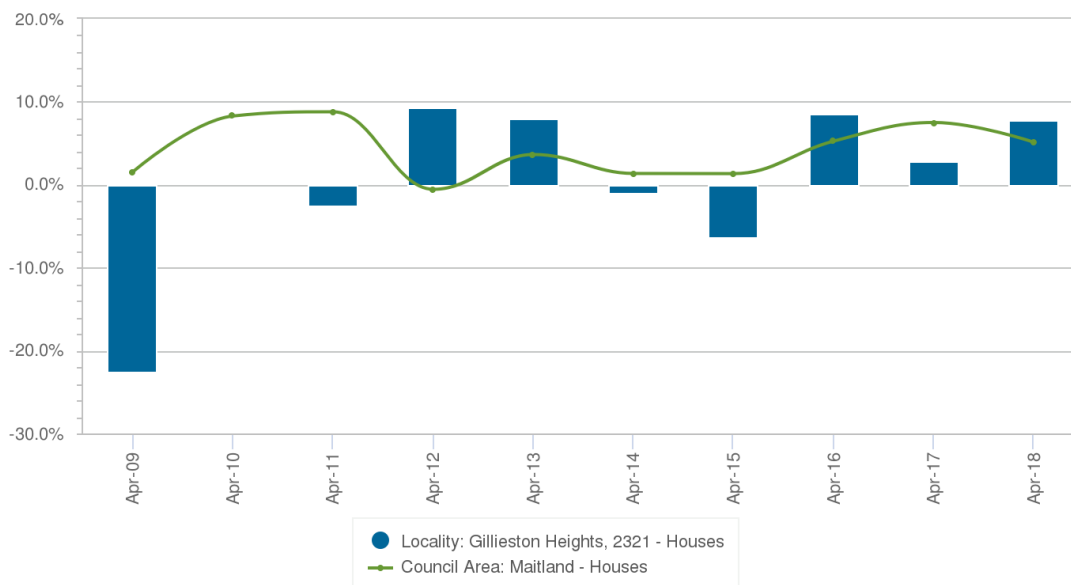
Change in Median Price

Change in Median Price (House)

Period	Gillieston Heights % Change	Maitland % Change
Apr 2018	7.83%	5.12%
Apr 2017	2.74%	7.5%
Apr 2016	8.54%	5.26%
Apr 2015	-6.4%	1.33%
Apr 2014	-0.97%	1.35%
Apr 2013	7.91%	3.64%
Apr 2012	9.39%	-0.56%
Apr 2011	-2.43%	8.79%
Apr 2010	0%	8.29%
Apr 2009	-22.52%	1.58%

Statistics are calculated over a rolling 12 month period

Change in Median Price (House)



Statistics are calculated over a rolling 12 month period



Luxland
Suite 22, 175-181 Oxford Street, BONDI JUNCTION
NSW 2022 AUS
Ph: +61(04)05712610
Email: info@luxland.com.au

Change in Median Price (Unit)

Period	Gillieston Heights % Change	Maitland % Change
Apr 2017	0%	6.9%
Apr 2016	0%	-1.69%
Apr 2015	0%	1.72%
Apr 2014	0%	5.07%
Apr 2013	0%	2.22%
Apr 2012	0%	-3.23%
Apr 2011	0%	4.1%
Apr 2010	0%	-2.55%
Apr 2009	0%	3.77%
Apr 2008	0%	0%

Statistics are calculated over a rolling 12 month period

Change in Median Price (Land)

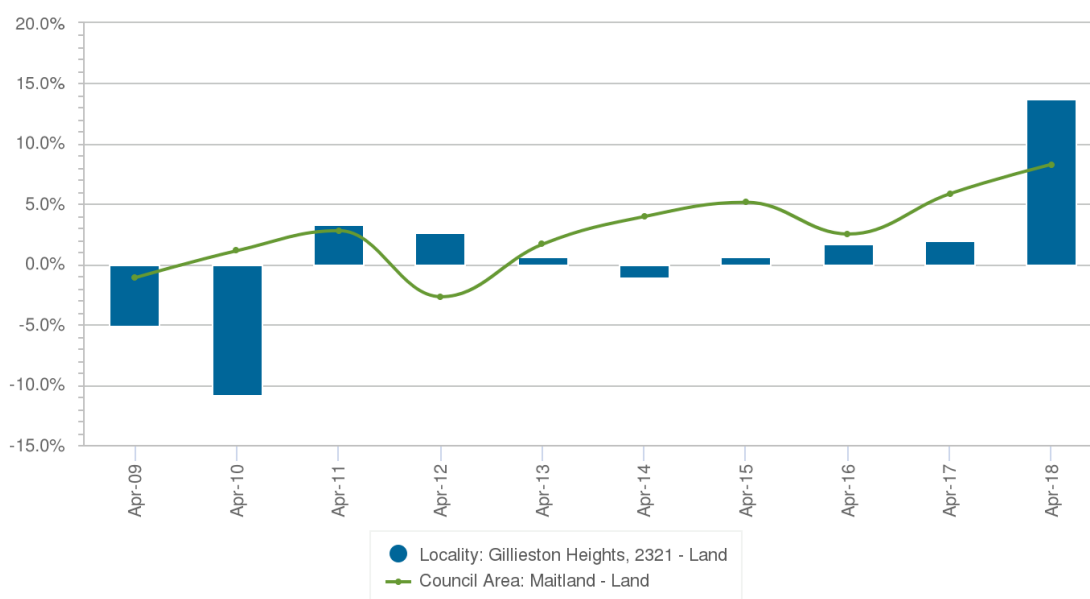
Period	Gillieston Heights % Change	Maitland % Change
Apr 2018	13.77%	8.29%
Apr 2017	1.97%	5.85%
Apr 2016	1.71%	2.5%
Apr 2015	0.57%	5.13%
Apr 2014	-1.14%	3.95%
Apr 2013	0.57%	1.67%
Apr 2012	2.61%	-2.7%
Apr 2011	3.36%	2.78%
Apr 2010	-10.81%	1.12%
Apr 2009	-5.13%	-1.11%

Statistics are calculated over a rolling 12 month period



Luxland
Suite 22, 175-181 Oxford Street, BONDI JUNCTION
NSW 2022 AUS
Ph: +61(04)05712610
Email: info@luxland.com.au

Change in Median Price (Land)



Statistics are calculated over a rolling 12 month period



Luxland
Suite 22, 175-181 Oxford Street, BONDI JUNCTION
NSW 2022 AUS
Ph: +61(04)05712610
Email: info@luxland.com.au

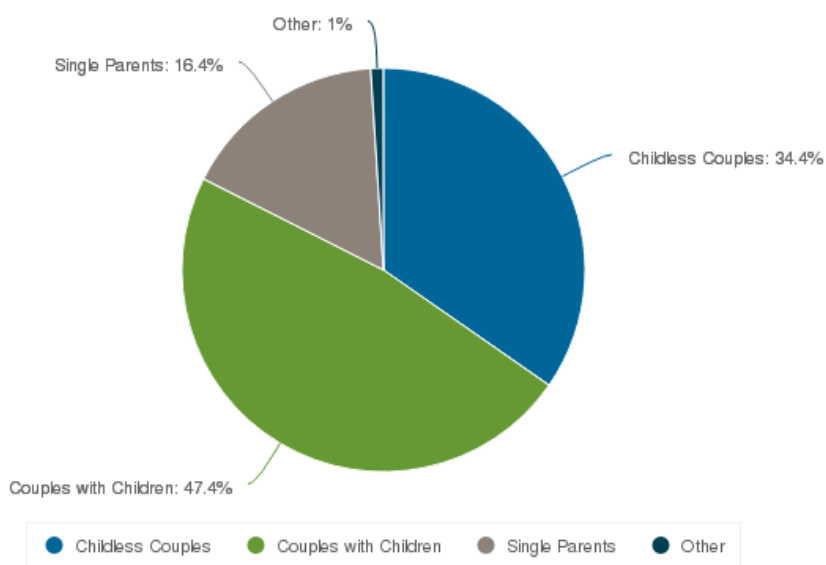
Household

Household Structure

Type	Percent
Couples with Children	47.4
Childless Couples	34.4
Single Parents	16.4
Other	1.0

Statistics are provided by the Australian Bureau of Statistics (ABS)

Household Structure



Statistics are provided by the Australian Bureau of Statistics (ABS)



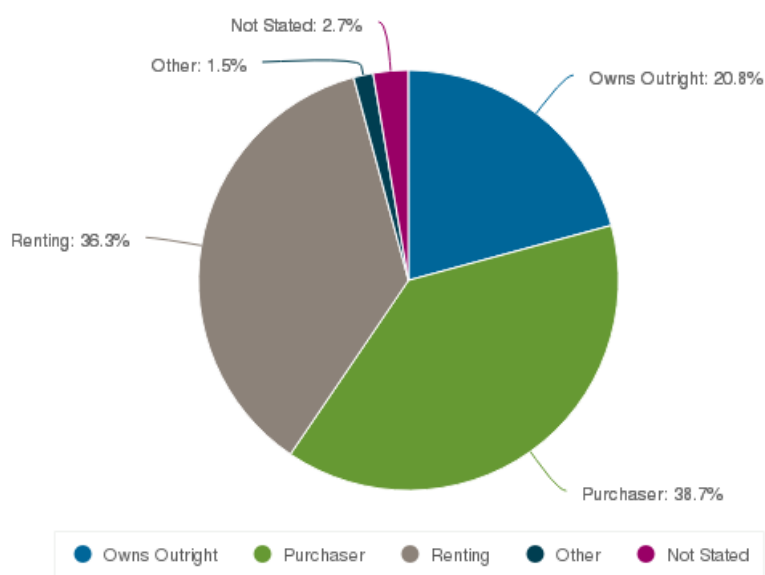
Luxland
Suite 22, 175-181 Oxford Street, BONDI JUNCTION
NSW 2022 AUS
Ph: +61(04)05712610
Email: info@luxland.com.au

Household Occupancy

Type	Percent
Purchaser	38.7
Renting	36.3
Owns Outright	20.8
Not Stated	2.7
Other	1.5

Statistics are provided by the Australian Bureau of Statistics (ABS)

Household Occupancy



Statistics are provided by the Australian Bureau of Statistics (ABS)



Luxland
Suite 22, 175-181 Oxford Street, BONDI JUNCTION
NSW 2022 AUS
Ph: +61(04)05712610
Email: info@luxland.com.au

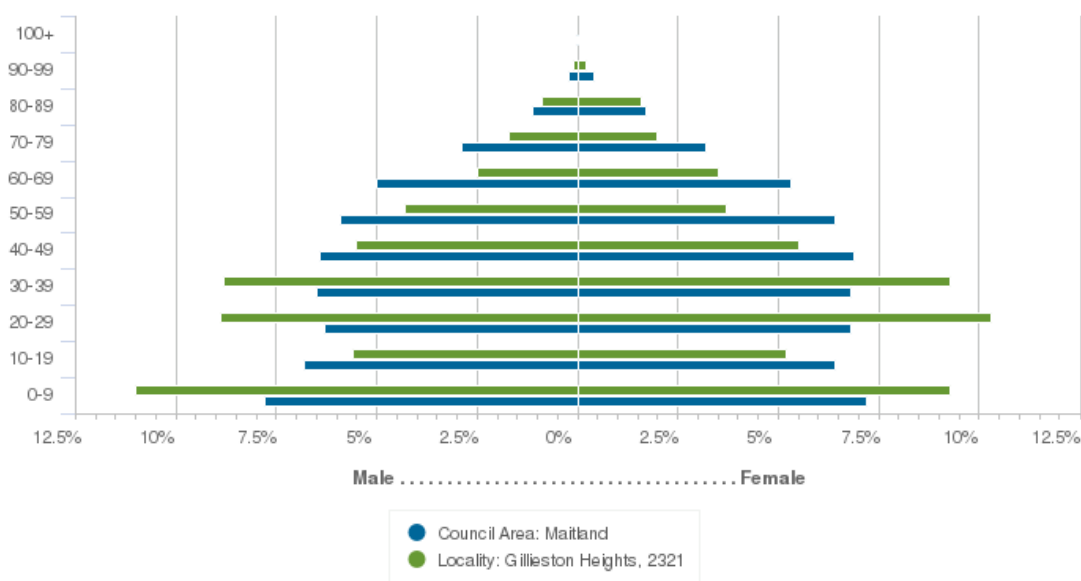
Age Sex Ratio

Age Sex Ratio

Age Group	Gillieston Heights		Maitland	
	Male %	Female %	Male %	Female %
0-9	11.0	9.3	7.8	7.2
10-19	5.6	5.2	6.8	6.4
20-29	8.9	10.3	6.3	6.8
30-39	8.8	9.3	6.5	6.8
40-49	5.5	5.5	6.4	6.9
50-59	4.3	3.7	5.9	6.4
60-69	2.5	3.5	5.0	5.3
70-79	1.7	2.0	2.9	3.2
80-89	0.9	1.6	1.1	1.7
90-99	0.1	0.2	0.2	0.4
100+	n/a	n/a	0.0	0.0

Statistics are provided by the Australian Bureau of Statistics (ABS)

Age Sex Ratio



Statistics are provided by the Australian Bureau of Statistics (ABS)



Luxland
Suite 22, 175-181 Oxford Street, BONDI JUNCTION
NSW 2022 AUS
Ph: +61(04)05712610
Email: info@luxland.com.au

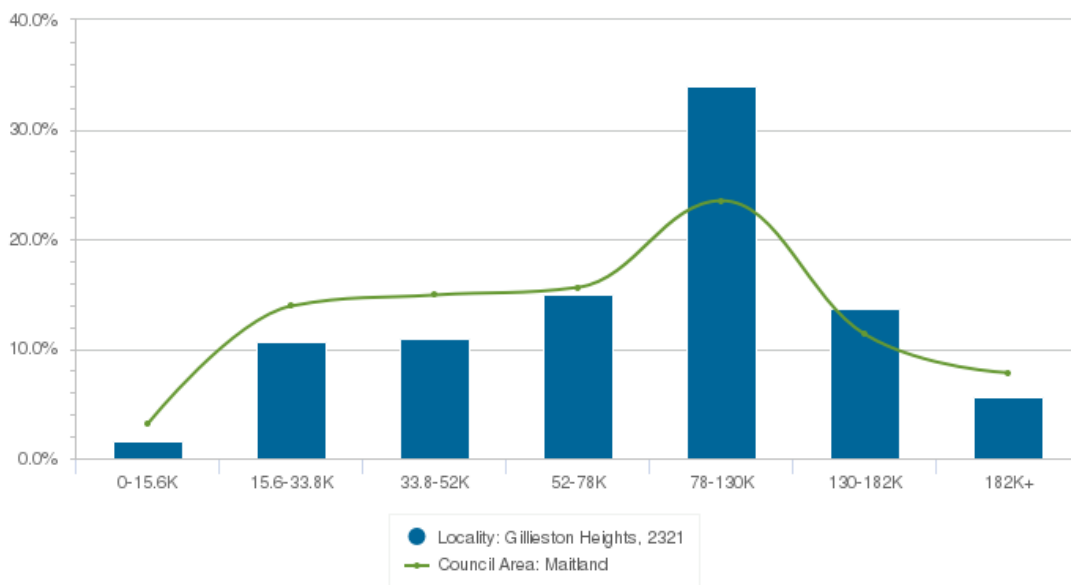
Household Income

Household Income

Income Range	Gillieston Heights %	Maitland %
0-15.6K	1.6	3.2
15.6-33.8K	10.6	13.9
33.8-52K	11.0	14.9
52-78K	14.9	15.6
78-130K	33.9	23.5
130-182K	13.6	11.3
182K+	5.6	7.8

Statistics are provided by the Australian Bureau of Statistics (ABS)

Household Income



Statistics are provided by the Australian Bureau of Statistics (ABS)



Luxland
Suite 22, 175-181 Oxford Street, BONDI JUNCTION
NSW 2022 AUS
Ph: +61(04)05712610
Email: info@luxland.com.au

Disclaimer

Whilst all reasonable effort is made to ensure the information in this publication is current, CoreLogic does not warrant the accuracy or completeness of the data and information contained in this publication and to the full extent not prohibited by law excludes all for any loss or damage arising in connection with the data and information contained in this publication.

Contains property sales information provided under licence from the Land and Property Information ("LPI"). RP Data Pty Ltd trading as CoreLogic is authorised as a Property Sales Information provider by the LPI.