

FROM THE PRODUCER OF METROPOL & MIDNIGHT

AGENT'S LAUNCH PACK

CORRECT AS OF 23 APRIL 2018

GEOCON



H I G H S O C I E T Y

HIGHSOCIETY.GEOCON.COM.AU

S O C I E T Y

CONTENTS

WELCOME TO HIGH SOCIETY

RENDERS

LOCATION & PRECINCT

COLOUR SELECTIONS

UNIT SCHEDULE

LEVEL PLANS

TOWER A PLANS

1 BEDROOM PLANS

2 BEDROOM PLANS

3 BEDROOM PLANS

TOWER B PLANS

STUDIO PLAN

1 BEDROOM PLANS

2 BEDROOM PLANS

3 BEDROOM PLANS

ELEVATIONS

INCLUSIONS LIST

LANDSCAPE PLAN

LUXURY LIVING REACHES NEW HEIGHTS

Lofty in both reputation and stature, High Society isn't merely a place to live, it's a glorious new mindset reshaping the very fabric of luxury living. Standing unchallenged as Canberra's tallest residential towers, it marks the glistening jewel in the Republic crown.

It is, quite simply, the best of the best.
The peak of luxury living. High Society.

LIVE THE HIGH LIFE

ELEVATED LIVING

541 residential units

Canberra's tallest towers - 113m at their peak

Breathtaking views

World famous architects Fender Katsalidis

135 room hotel

500 space - public car park

Located on future light rail route

DA approved

FIRB exception certificate

Construction starts late 2018 | Due for completion late 2020

Sitting above over 5000sqm mixed retail precinct, including:
bars, restaurants, supermarket store.

RENDERS





























RENAISSANCE
Interviews After AM
VANITY FAIR
Edward Steichen
LOVE IN PHOTOGRAPHY
Dear Clansou
Fishes and Fishes Housing

COLLIER SCHORR
BLUMEN









LOCATION & PRECINCT



R

Australian
Communications
and Media Authority

Australian Bureau of
Statistics

Bus
Interchange

Belconnen Community
Centre

Belconnen
Markets

Belconnen
Library

Access
Canberra

Bunnings

Department of Immigration
and Border Protection

Westfield



LAKE GINNINDERRA

JOHN KNIGHT MEMORIAL PARK

Black Pepper Cafe & Bar

Emu Bank

BELCONNEN

Sushi Bay

Mad Mex Fresh Mexican Grill

Belconnen Early Childhood Centre

WESTFIELD SHOPPING CENTRE

Grill'd

Max Brenner

Hoyts Cinema

Cafe 2617

Cohen Avenue

The Good Guys

Chan Street

Chan Street

Goodberry's

Can Tho

Turkish Delight

The Pot Belly

Orange Bean

DEPARTMENT OF IMMIGRATION AND BORDER PROTECTION

College Street

Belconnen Arts Centre

Sanur's Balinese

Prince Palace Chinese

K Bar Karaoke

The London Burger and Beers

Up 2 U Chinese

Ali Baba

La De Da Bar

Ha Ha Bar

Thai Chiang Rai

Wok It Up

Bella Vista Restaurant

The Lighthouse Bar

Tandoor Indian

Belconnen Library

Pad Thai by P.K

Belconnen Theatre

Remedy

Belconnen Community Centre

BELCONNEN SKATE PARK

Emu Bank

Bus Interchange

AUSTRALIAN BUREAU OF STATISTICS

Canberra Labor Club

CANBERRA LABOR CLUB



McDonald's

AMF Bowling

GEOCON's Wayfarer & Republic Sales Gallery

W

UNIVERSITY OF CANBERRA

UC Refectory

CANBERRA INTERNATIONAL SPORTS & AQUATIC CENTRE (CISAC)

Club Lime

Papilio Early Learning

SDN Bluebell Belconnen Children's Education & Care Centre

Chatter Box Cafe

Punjabi Junction Indian

Studio No.7 Cafe

Samiuz Ristorante & Pizzeria

EVERYTHING AT YOUR DOOR

Pure Oxygen



Belconnen Markets

EASTERN VALLEY WAY



Cafés



Bars



Restaurants



Retail



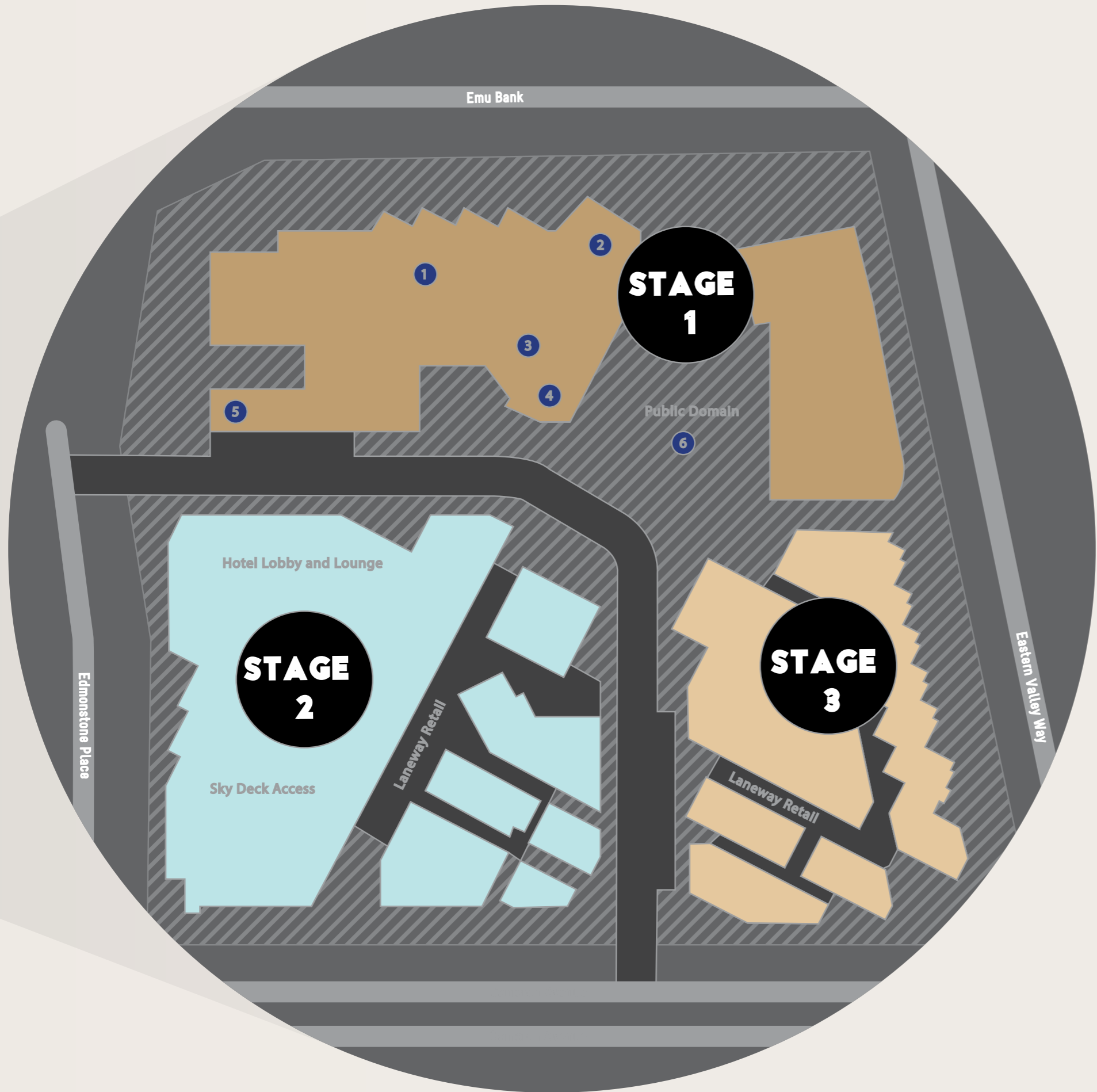
Transport



Schools & Universities



Cultural spaces



THE REPUBLIC PRECINCT

Transport. Shopping. Dining. Entertainment. Recreation. Located just moments from Belconnen town centre and Lake Ginninderra, Republic puts every imaginable amenity within effortless reach.

DEVELOPMENT STAGES

- STAGE 1 – Retail / Commercial / Residential / Public carpark
- STAGE 2 – Future retail / Commercial / Hotel / Residential
- STAGE 3 – Future Retail / Commercial / Residential

- ①
 - ②
 - ③
 - ④
 - ⑤
 - ⑥
- PRECINCT OFFERS**
- Harvest Market
 - The Loch Gastro Pub
 - Fromage Deli
 - Precinct Cafe



GRAB & GO MORNING SNACK



PRECINCT CAFÉ

Literally seconds from your front door, you'll feel as if this is your own private café. Fresh, uncluttered and modern, it's an effortless place to



BELCONNEN DISTILLERY BOTTLE SHOP

Restocking the cellar? Guests on their way over? Need something special for a memorable occasion? Or perhaps just a quiet night in on the couch? You'll find one of Belconnen's



CHEERS!
REPUBLIC



BUENA TAPAS BAR

Boasting a distinctly Continental vibe, the modern styling and Spanish inspired cuisine fuse to create the perfect setting for after-work drinks or

A MIX OF
RESTAURANTS
& CAFÉS FOR
EVENING
SOIRÉES





A TASTE OF CONTINENTAL EUROPE



FROMAGE FINE CHEESE & DELI MEATS

Simple, sophisticated and inspired by the artisan
providers of continental Europe. Indulge and



HARVEST MARKET

A quaint and friendly grocer modelled on the old-style general store. Discover the freshest of local seasonal produce, gourmet lunch options and

QUALITY
IS ALWAYS
IN SEASON



SOMETHING
SPECIAL
IS BREWING



THE LOCH GASTROPUB

Relaxed styling with a distinctly rustic flavour, welcome to a place where the conversation, smiles and entertainment always flow freely.

With a stunning selection of craft and international brews on tap, together with



COLOUR SELECTIONS

FROST

CARPET



JOINERY



STONE BENCH TOPS



PORCELAIN TILE



MIRROR FEATURE TILE



FEATURE LIGHTING

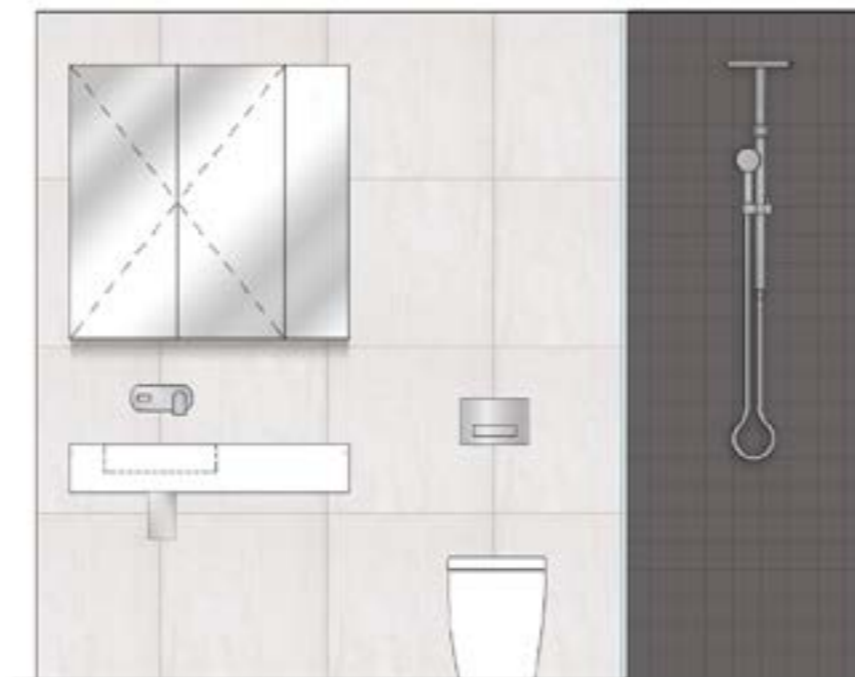
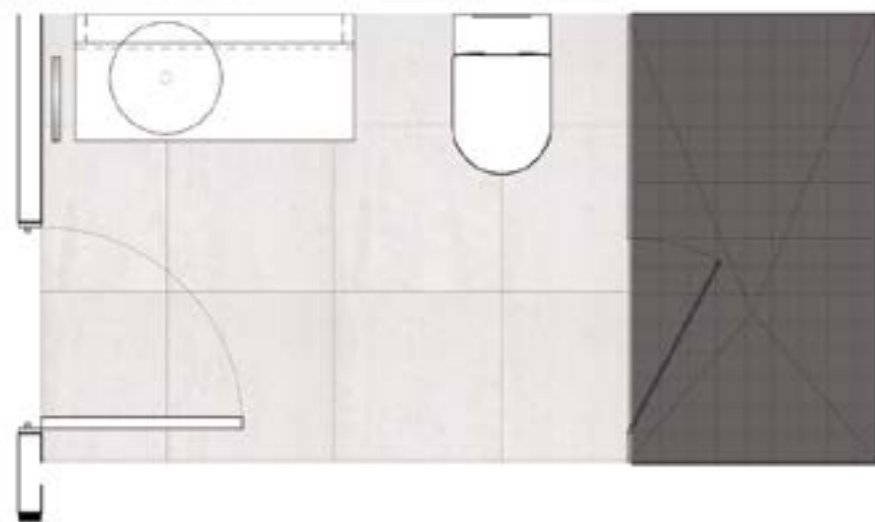


FEATURE TILE



TAP WARE









VESPER

CARPET



JOINERY



STONE BENCH TOPS



PORCELAIN TILE



MIRROR FEATURE TILE



FEATURE LIGHTING

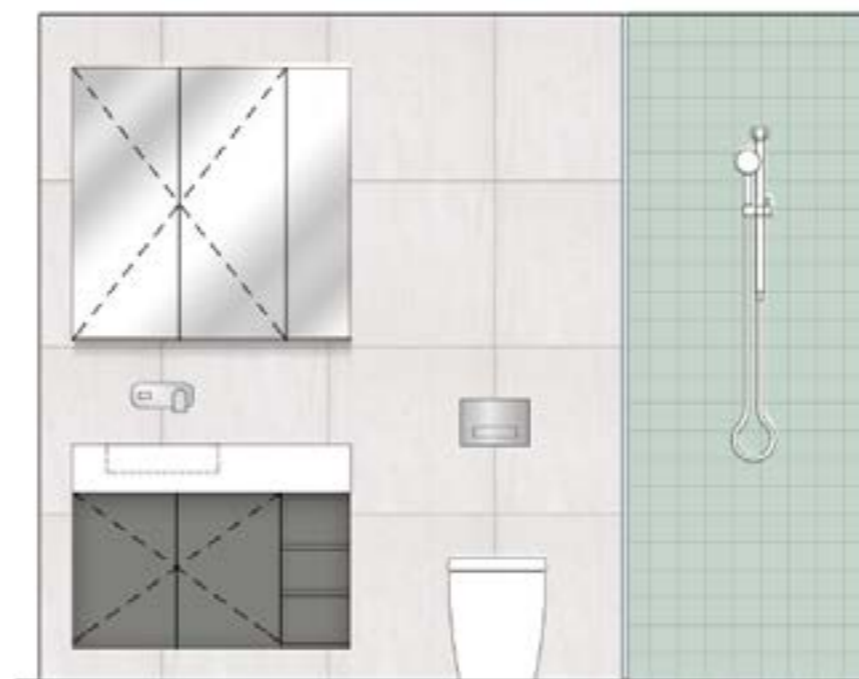
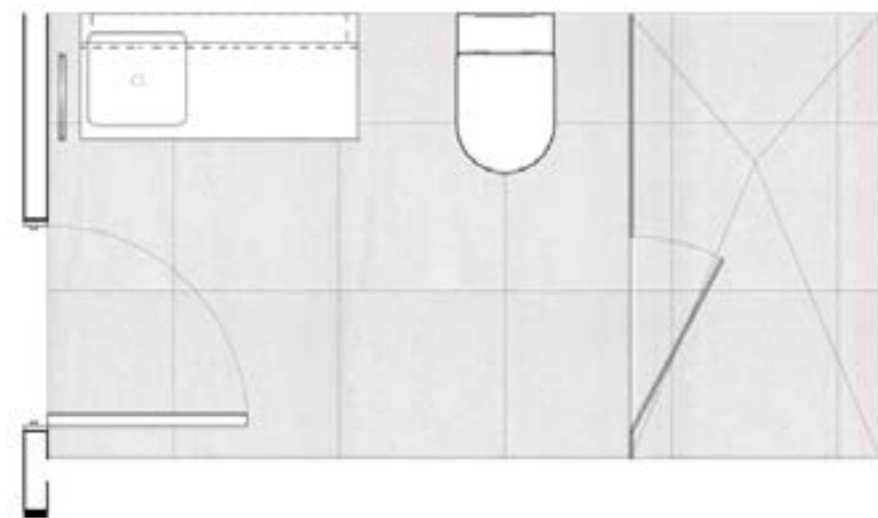


FEATURE TILE



TAP WARE









ROSA

CARPET



JOINERY



STONE BENCH TOPS



PORCELAIN TILE



MIRROR FEATURE TILE



FEATURE LIGHTING

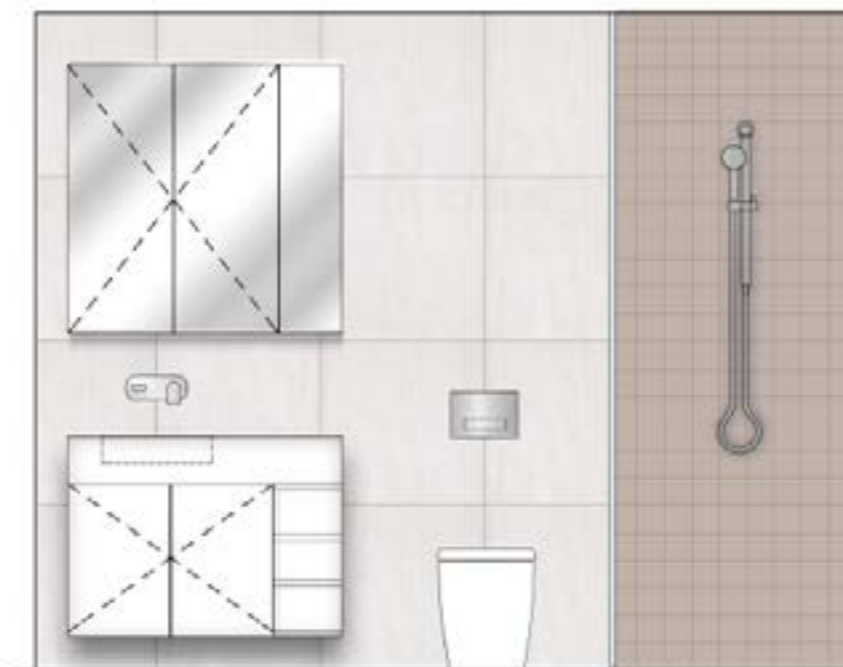
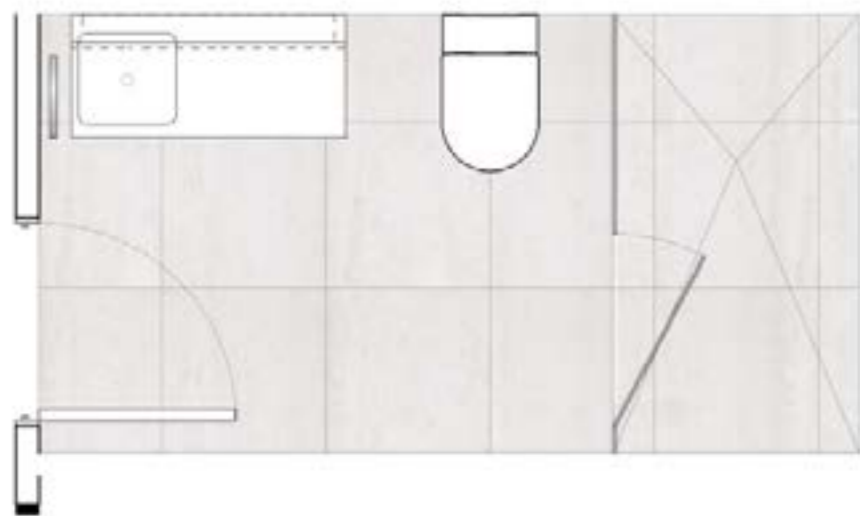


FEATURE TILE



TAP WARE









UNIT SCHEDULE

TOWER A

UNIT SCHEDULE
TOWER A

Door No.	Unit No.	Level	Type	Living m2	Beds	Baths	Study/Media	Balcony m2	Aspect
501	1	5	2D.1	84	2	2		31	N
502	2	5	2D.1(M)	84	2	2		31	N
503	3	5	2H.1	64	2	2		20	E
504	4	5	2H.1(M)	64	2	2		20	E
505	5	5	2H.1	64	2	2		20	E
506	6	5	2H.1	64	2	2		20	E
507	7	5	2J.1	65	2	1		20	E
508	8	5	2L.1	68	2	1		18	E
509	9	5	3B	108	3	2		11	E
510	10	5	3C.1	110	3	2		35	SE
511	11	5	2E	76	2	2		11	S
512	12	5	2F.1	89	2	2		79	SW
513	13	5	2H.2(M)	64	2	2		42	W
514	14	5	2H.2	64	2	2		42	W
515	15	5	1F	60	1	1		30	W
601	16	6	2D	83	2	2		8	N
602	17	6	2D(M)	84	2	2		8	N
603	18	6	2H	63	2	2		8	E
604	19	6	2H(M)	63	2	2		8	E
605	20	6	2H	63	2	2		8	E
606	21	6	2H	63	2	2		8	E

UNIT SCHEDULE
TOWER A

Door No.	Unit No.	Level	Type	Living m2	Beds	Baths	Study/Media	Balcony m2	Aspect
606	21	6	2H	63	2	2		8	E
607	22	6	2J	65	2	1		8	E
608	23	6	2L	68	2	2		8	E
609	24	6	3B	108	3	2		9	E
610	25	6	3C	110	3	2		8	SE
611	26	6	2E	76	2	2		11	S
612	27	6	2F	89	2	2		8	SW
613	28	6	2H(M)	63	2	2		8	W
614	29	6	2H	63	2	2		8	W
615	30	6	1G	51	1	1		8	W
616	31	6	1J	56	1	1		8	W
701	32	7	1A	54	1	1		8	W
702	33	7	2B	73	2	2		8	NW
703	34	7	2C	83	2	2		8	N
704	35	7	2A-N	71	2	2		8	E
705	36	7	1E	55	1	1		8	E
706	37	7	1D	54	1	1	NOOK	8	E
707	38	7	2A-S	71	2	2		8	E
708	39	7	2G	70	2	2		8	E
709	40	7	2K	60	2	1		8	S/E
710	41	7	1H	40	1	1		8	W

UNIT SCHEDULE
TOWER A

Door No.	Unit No.	Level	Type	Living m2	Beds	Baths	Study/Media	Balcony m2	Aspect
711	42	7	1C	50	1	1		8	W
712	43	7	1B	47	1	1		8	W
801	44	8	1A	54	1	1		8	W
802	45	8	2B	73	2	2		8	NW
803	46	8	2C	83	2	2		8	N
804	47	8	2A-N	71	2	2		8	E
805	48	8	1E	55	1	1		8	E
806	49	8	1D	54	1	1	NOOK	8	E
807	50	8	2A-S	71	2	2		8	E
808	51	8	2G	70	2	2		8	E
809	52	8	2K	60	2	1		8	S/E
810	53	8	1H	40	1	1		8	W
811	54	8	1C	50	1	1		8	W
812	55	8	1B	47	1	1		8	W
901	56	9	1A	54	1	1		8	W
902	57	9	2B	73	2	2		8	NW
903	58	9	2C	83	2	2		8	N
904	59	9	2A-N	71	2	2		8	E
905	60	9	1E	55	1	1		8	E
906	61	9	1D	54	1	1	NOOK	8	E
907	62	9	2A-S	71	2	2		8	E

UNIT SCHEDULE
TOWER A

Door No.	Unit No.	Level	Type	Living m2	Beds	Baths	Study/Media	Balcony m2	Aspect
908	63	9	2G	70	2	2		8	E
909	64	9	2K	60	2	1		8	S/E
910	65	9	1H	40	1	1		8	W
911	66	9	1C	50	1	1		8	W
912	67	9	1B	47	1	1		8	W
1001	68	10	1A	54	1	1		8	W
1002	69	10	2B	73	2	2		8	NW
1003	70	10	2C	83	2	2		8	N
1004	71	10	2A-N	71	2	2		8	E
1005	72	10	1E	55	1	1		8	E
1006	73	10	1D	54	1	1	NOOK	8	E
1007	74	10	2A-S	71	2	2		8	E
1008	75	10	2G	70	2	2		8	E
1009	76	10	2K	60	2	1		8	S/E
1010	77	10	1H	40	1	1		8	W
1011	78	10	1C	50	1	1		8	W
1012	79	10	1B	47	1	1		8	W
1101	80	11	1A	54	1	1		8	W
1102	81	11	2B	73	2	2		8	NW
1103	82	11	2C	83	2	2		8	N
1104	83	11	2A-N	71	2	2		8	E

UNIT SCHEDULE
TOWER A

Door No.	Unit No.	Level	Type	Living m2	Beds	Baths	Study/Media	Balcony m2	Aspect
1105	84	11	1E	55	1	1		8	E
1106	85	11	1D	54	1	1	NOOK	8	E
1107	86	11	2A-S	71	2	2		8	E
1108	87	11	2G	70	2	2		8	E
1109	88	11	2K	60	2	1		8	S/E
1110	89	11	1H	40	1	1		8	W
1111	90	11	1C	50	1	1		8	W
1112	91	11	1B	47	1	1		8	W
1201	92	12	1A	54	1	1		8	W
1202	93	12	2B	73	2	2		8	NW
1203	94	12	2C	83	2	2		8	N
1204	95	12	2A-N	71	2	2		8	E
1205	96	12	1E	55	1	1		8	E
1206	97	12	1D	54	1	1	NOOK	8	E
1207	98	12	2A-S	71	2	2		8	E
1208	99	12	2G	70	2	2		8	E
1209	100	12	2K	60	2	1		8	S/E
1210	101	12	1H	40	1	1		8	W
1211	102	12	1C	50	1	1		8	W
1212	103	12	1B	47	1	1		8	W
1301	104	13	1A	54	1	1		8	W

UNIT SCHEDULE
TOWER A

Door No.	Unit No.	Level	Type	Living m2	Beds	Baths	Study/Media	Balcony m2	Aspect
1302	105	13	2B	73	2	2		8	NW
1303	106	13	2C	83	2	2		8	N
1304	107	13	2A-N	71	2	2		8	E
1305	108	13	1E	55	1	1		8	E
1306	109	13	1D	54	1	1	NOOK	8	E
1307	110	13	2A-S	71	2	2		8	E
1308	111	13	2G	70	2	2		8	E
1309	112	13	2K	60	2	1		8	S/E
1310	113	13	1H	40	1	1		8	W
1311	114	13	1C	50	1	1		8	W
1312	115	13	1B	47	1	1		8	W
1401	116	14	1A	54	1	1		8	W
1402	117	14	2B	73	2	2		8	NW
1403	118	14	2C	83	2	2		8	N
1404	119	14	2A-N	71	2	2		8	E
1405	120	14	1E	55	1	1		8	E
1406	121	14	1D	54	1	1	NOOK	8	E
1407	122	14	2A-S	71	2	2		8	E
1408	123	14	2G	70	2	2		8	E
1409	124	14	2K	60	2	1		8	S/E
1410	125	14	1H	40	1	1		8	W

UNIT SCHEDULE
TOWER A

Door No.	Unit No.	Level	Type	Living m2	Beds	Baths	Study/Media	Balcony m2	Aspect
1411	126	14	1C	50	1	1		8	W
1412	127	14	1B	47	1	1		8	W
1501	128	15	1A	54	1	1		8	W
1502	129	15	2B	73	2	2		8	NW
1503	130	15	2C	83	2	2		8	N
1504	131	15	2A-N	71	2	2		8	E
1505	132	15	1E	55	1	1		8	E
1506	133	15	1D	54	1	1	NOOK	8	E
1507	134	15	2A-S	71	2	2		8	E
1508	135	15	2G	70	2	2		8	E
1509	136	15	2K	60	2	1		8	S/E
1510	137	15	1H	40	1	1		8	W
1511	138	15	1C	50	1	1		8	W
1512	139	15	1B	47	1	1		8	W
1601	140	16	1A	54	1	1		8	W
1602	141	16	2B	73	2	2		8	NW
1603	142	16	2C	83	2	2		8	N
1604	143	16	2A-N	71	2	2		8	E
1605	144	16	1E	55	1	1		8	E
1606	145	16	1D	54	1	1	NOOK	8	E
1607	146	16	2A-S	71	2	2		8	E

UNIT SCHEDULE
TOWER A

Door No.	Unit No.	Level	Type	Living m2	Beds	Baths	Study/Media	Balcony m2	Aspect
1608	147	16	2G	70	2	2		8	E
1609	148	16	2K	60	2	1		8	S/E
1610	149	16	1H	40	1	1		8	W
1611	150	16	1C	50	1	1		8	W
1612	151	16	1B	47	1	1		8	W
1701	152	17	1A	54	1	1		8	W
1702	153	17	2B	73	2	2		8	NW
1703	154	17	2C	83	2	2		8	N
1704	155	17	2A-N	71	2	2		8	E
1705	156	17	1E	55	1	1		8	E
1706	157	17	1D	54	1	1	NOOK	8	E
1707	158	17	2A-S	71	2	2		8	E
1708	159	17	2G	70	2	2		8	E
1709	160	17	2K	60	2	1		8	S/E
1710	161	17	1H	40	1	1		8	W
1711	162	17	1C	50	1	1		8	W
1712	163	17	1B	47	1	1		8	W
1801	164	18	1A	54	1	1		8	W
1802	165	18	2B	73	2	2		8	NW
1803	166	18	2C	83	2	2		8	N
1804	167	18	2A-N	71	2	2		8	E

UNIT SCHEDULE
TOWER A

Door No.	Unit No.	Level	Type	Living m2	Beds	Baths	Study/Media	Balcony m2	Aspect
1805	168	18	1E	55	1	1		8	E
1806	169	18	1D	54	1	1	NOOK	8	E
1807	170	18	2A-S	71	2	2		8	E
1808	171	18	2G	70	2	2		8	E
1809	172	18	2K	60	2	1		8	S/E
1810	173	18	1H	40	1	1		8	W
1811	174	18	1C	50	1	1		8	W
1812	175	18	1B	47	1	1		8	W
1901	176	19	1A	54	1	1		8	W
1902	177	19	2B	73	2	2		8	NW
1903	178	19	2C	83	2	2		8	N
1904	179	19	2A-N	71	2	2		8	E
1905	180	19	1E	55	1	1		8	E
1906	181	19	1D	54	1	1	NOOK	8	E
1907	182	19	2A-S	71	2	2		8	E
1908	183	19	2G	70	2	2		8	E
1909	184	19	2K	60	2	1		8	S/E
1910	185	19	1H	40	1	1		8	W
1911	186	19	1C	50	1	1		8	W
1912	187	19	1B	47	1	1		8	W
2001	188	20	1A	54	1	1		8	W

UNIT SCHEDULE
TOWER A

Door No.	Unit No.	Level	Type	Living m2	Beds	Baths	Study/Media	Balcony m2	Aspect
2002	189	20	2B	73	2	2		8	NW
2003	190	20	2C	83	2	2		8	N
2004	191	20	2A-N	71	2	2		8	E
2005	192	20	1E	55	1	1		8	E
2006	193	20	1D	54	1	1	NOOK	8	E
2007	194	20	2A-S	71	2	2		8	E
2008	195	20	2G	70	2	2		8	E
2009	196	20	2K	60	2	1		8	S/E
2010	197	20	1H	40	1	1		8	W
2011	198	20	1C	50	1	1		8	W
2012	199	20	1B	47	1	1		8	W
2101	200	21	1A	54	1	1		8	W
2102	201	21	2B	73	2	2		8	NW
2103	202	21	2C	83	2	2		8	N
2104	203	21	2A-N	71	2	2		8	E
2105	204	21	1E	55	1	1		8	E
2106	205	21	1D	54	1	1	NOOK	8	E
2107	206	21	2A-S	71	2	2		8	E
2108	207	21	2G	70	2	2		8	E
2109	208	21	2K	60	2	1		8	S/E
2110	209	21	1H	40	1	1		8	W

UNIT SCHEDULE
TOWER A

Door No.	Unit No.	Level	Type	Living m2	Beds	Baths	Study/Media	Balcony m2	Aspect
2111	210	21	1C	50	1	1		8	W
2112	211	21	1B	47	1	1		8	W
2201	212	22	1A	54	1	1		8	W
2202	213	22	2B	73	2	2		8	NW
2203	214	22	2C	83	2	2		8	N
2204	215	22	2A-N	71	2	2		8	E
2205	216	22	1E	55	1	1		8	E
2206	217	22	1D	54	1	1	NOOK	8	E
2207	218	22	2A-S	71	2	2		8	E
2208	219	22	2G	70	2	2		8	E
2209	220	22	2K	60	2	1		8	S/E
2210	221	22	1H	40	1	1		8	W
2211	222	22	1C	50	1	1		8	W
2212	223	22	1B	47	1	1		8	W
2301	224	23	1A	54	1	1		8	W
2302	225	23	2B	73	2	2		8	NW
2303	226	23	2C	83	2	2		8	N
2304	227	23	2A-N	71	2	2		8	E
2305	228	23	1E	55	1	1		8	E
2306	229	23	1D	54	1	1	NOOK	8	E
2307	230	23	2A-S	71	2	2		8	E

UNIT SCHEDULE
TOWER A

Door No.	Unit No.	Level	Type	Living m2	Beds	Baths	Study/Media	Balcony m2	Aspect
2308	231	23	2G	70	2	2		8	E
2309	232	23	2K	60	2	1		8	S/E
2310	233	23	1H	40	1	1		8	W
2311	234	23	1C	50	1	1		8	W
2312	235	23	1B	47	1	1		8	W
2401	236	24	1A	54	1	1		8	W
2402	237	24	2B	73	2	2		8	NW
2403	238	24	2C	83	2	2		8	N
2404	239	24	2A-N	71	2	2		8	E
2405	240	24	1E	55	1	1		8	E
2406	241	24	1D	54	1	1	NOOK	8	E
2407	242	24	2A-S	71	2	2		8	E
2408	243	24	2G	70	2	2		8	E
2409	244	24	2K	60	2	1		8	S/E
2410	245	24	1H	40	1	1		8	W
2411	246	24	1C	50	1	1		8	W
2412	247	24	1B	47	1	1		8	W
2501	248	25	3G(T)	134	3	2	MEDIA	45	NW
2502	249	25	3A(T)	134	3	2		185	N
2503	250	25	3D	140	3	2	YES	17	NE
2504	251	25	3E	104	3	2		8	S

UNIT SCHEDULE
TOWER A

Door No.	Unit No.	Level	Type	Living m2	Beds	Baths	Study/Media	Balcony m2	Aspect
2505	252	25	3F	92	3	2		8	W
2601	253	26	3G	117	3	2		8	N
2602	254	26	3A	134	3	2		9	N
2603	255	26	3D	140	3	2	YES	18	NE
2604	256	26	3E	104	3	2		8	S
2605	257	26	3F	92	3	2		8	W
2701	258	27	3G	117	3	2		8	N
2702	259	27	3A	134	3	2		9	N
2703	260	27	3D	140	3	2	YES	19	NE
2704	261	27	3E	104	3	2		8	S
2705	262	27	3F	92	3	2		8	W

TOWER B

UNIT SCHEDULE
TOWER B

Door No.	Unit No.	Level	Type	Living m2	Beds	Baths	Study/Media	Balcony m2	Aspect
701	263	7	1D	50	1	1		8	W
702	264	7	1E	50	1	1	YES	8	W
703	265	7	2B.1	76	2	2		8	N
704	266	7	2C	65	2	2		8	N
705	267	7	2D	78	2	2	NOOK	8	N
706	268	7	2E	78	2	2		8	N
707	269	7	2F	56	2	2	NOOK	8	E
708	270	7	ST	48	1	1		8	E
709	271	7	2G	84	2	2	NOOK	8	E
710	272	7	1B	51	1	1	NOOK	8	E
711	273	7	2H	59	2	2		10	E
712	274	7	2J	76	2	2		9	SE
713	275	7	2K	70	2	2		8	SW
714	276	7	2L	73	2	2		8	W
715	277	7	2M	60	2	1		8	W
716	278	7	1C	50	1	1		8	W
801	279	8	1A	58	1	1		8	W
802	280	8	2A	67	1	2	YES	8	W
803	281	8	2B	80	2	2		8	N
804	282	8	2C	65	2	2		8	N
805	283	8	2D	78	2	2	NOOK	8	N

UNIT SCHEDULE
TOWER B

Door No.	Unit No.	Level	Type	Living m2	Beds	Baths	Study/Media	Balcony m2	Aspect
806	284	8	2E	78	2	2		8	N
807	285	8	2F	56	2	2	NOOK	8	E
808	286	8	ST	48	1	1		8	E
809	287	8	2G	84	2	2	NOOK	8	E
810	288	8	1B	51	1	1	NOOK	8	E
811	289	8	2H	59	2	2		10	E
812	290	8	2J	76	2	2		9	SE
813	291	8	2K	70	2	2		8	SW
814	292	8	2L	73	2	2		8	W
815	293	8	2M	60	2	1		8	W
816	294	8	1C	50	1	1		8	W
901	295	9	1A	58	1	1		8	W
902	296	9	2A	67	1	2	YES	8	W
903	297	9	2B	80	2	2		8	N
904	298	9	2C	65	2	2		8	N
905	299	9	2D	78	2	2	NOOK	8	N
906	300	9	2E	78	2	2		8	N
907	301	9	2F	56	2	2	NOOK	8	E
908	302	9	ST	48	1	1		8	E
909	303	9	2G	84	2	2	NOOK	8	E
910	304	9	1B	51	1	1	NOOK	8	E

**UNIT SCHEDULE
TOWER B**

Door No.	Unit No.	Level	Type	Living m2	Beds	Baths	Study/Media	Balcony m2	Aspect
911	305	9	2H	59	2	2		10	E
912	306	9	2J	76	2	2		9	SE
913	307	9	2K	70	2	2		8	SW
914	308	9	2L	73	2	2		8	W
915	309	9	2M	60	2	1		8	W
916	310	9	1C	50	1	1		8	W
1001	311	10	1A	58	1	1		8	W
1002	312	10	2A	67	1	2	YES	8	W
1003	313	10	2B	80	2	2		8	N
1004	314	10	2C	65	2	2		8	N
1005	315	10	2D	78	2	2	NOOK	8	N
1006	316	10	2E	78	2	2		8	N
1007	317	10	2F	56	2	2	NOOK	8	E
1008	318	10	ST	48	1	1		8	E
1009	319	10	2G	84	2	2	NOOK	8	E
1010	320	10	1B	51	1	1	NOOK	8	E
1011	321	10	2H	59	2	2		10	E
1012	322	10	2J	76	2	2		9	SE
1013	323	10	2K	70	2	2		8	SW
1014	324	10	2L	73	2	2		8	W
1015	325	10	2M	60	2	1		8	W

UNIT SCHEDULE
TOWER B

Door No.	Unit No.	Level	Type	Living m2	Beds	Baths	Study/Media	Balcony m2	Aspect
1016	326	10	1C	50	1	1		8	W
1101	327	11	1A	58	1	1		8	W
1102	328	11	2A	67	1	2	YES	8	W
1103	329	11	2B	80	2	2		8	N
1104	330	11	2C	65	2	2		8	N
1105	331	11	2D	78	2	2	NOOK	8	N
1106	332	11	2E	78	2	2		8	N
1107	333	11	2F	56	2	2	NOOK	8	E
1108	334	11	ST	48	1	1		8	E
1109	335	11	2G	84	2	2	NOOK	8	E
1110	336	11	1B	51	1	1	NOOK	8	E
1111	337	11	2H	59	2	2		10	E
1112	338	11	2J	76	2	2		9	SE
1113	339	11	2K	70	2	2		8	SW
1114	340	11	2L	73	2	2		8	W
1115	341	11	2M	60	2	1		8	W
1116	342	11	1C	50	1	1		8	W
1201	343	12	1A	58	1	1		8	W
1202	344	12	2A	67	1	2	YES	8	W
1203	345	12	2B	80	2	2		8	N
1204	346	12	2C	65	2	2		8	N

UNIT SCHEDULE
TOWER B

Door No.	Unit No.	Level	Type	Living m2	Beds	Baths	Study/Media	Balcony m2	Aspect
1205	347	12	2D	78	2	2	NOOK	8	N
1206	348	12	2E	78	2	2		8	N
1207	349	12	2F	56	2	2	NOOK	8	E
1208	350	12	ST	48	1	1		8	E
1209	351	12	2G	84	2	2	NOOK	8	E
1210	352	12	1B	51	1	1	NOOK	8	E
1211	353	12	2H	59	2	2		10	E
1212	354	12	2J	76	2	2		9	SE
1213	355	12	2K	70	2	2		8	SW
1214	356	12	2L	73	2	2		8	W
1215	357	12	2M	60	2	1		8	W
1216	358	12	1C	50	1	1		8	W
1301	359	13	1A	58	1	1		8	W
1302	360	13	2A	67	1	2	YES	8	W
1303	361	13	2B	80	2	2		8	N
1304	362	13	2C	65	2	2		8	N
1305	363	13	2D	78	2	2	NOOK	8	N
1306	364	13	2E	78	2	2		8	N
1307	365	13	2F	56	2	2	NOOK	8	E
1308	366	13	ST	48	1	1		8	E
1309	367	13	2G	84	2	2	NOOK	8	E

UNIT SCHEDULE
TOWER B

Door No.	Unit No.	Level	Type	Living m2	Beds	Baths	Study/Media	Balcony m2	Aspect
1310	368	13	1B	51	1	1	NOOK	8	E
1311	369	13	2H	59	2	2		10	E
1312	370	13	2J	76	2	2		9	SE
1313	371	13	2K	70	2	2		8	SW
1314	372	13	2L	73	2	2		8	W
1315	373	13	2M	60	2	1		8	W
1316	374	13	1C	50	1	1		8	W
1401	375	14	1A	58	1	1		8	W
1402	376	14	2A	67	1	2	YES	8	W
1403	377	14	2B	80	2	2		8	N
1404	378	14	2C	65	2	2		8	N
1405	379	14	2D	78	2	2	NOOK	8	N
1406	380	14	2E	78	2	2		8	N
1407	381	14	2F	56	2	2	NOOK	8	E
1408	382	14	ST	48	1	1		8	E
1409	383	14	2G	84	2	2	NOOK	8	E
1410	384	14	1B	51	1	1	NOOK	8	E
1411	385	14	2H	59	2	2		10	E
1412	386	14	2J	76	2	2		9	SE
1413	387	14	2K	70	2	2		8	SW
1414	388	14	2L	73	2	2		8	W

**UNIT SCHEDULE
TOWER B**

Door No.	Unit No.	Level	Type	Living m2	Beds	Baths	Study/Media	Balcony m2	Aspect
1415	389	14	2M	60	2	1		8	W
1416	390	14	1C	50	1	1		8	W
1501	391	15	1A	58	1	1		8	W
1502	392	15	2A	67	1	2	YES	8	W
1503	393	15	2B	80	2	2		8	N
1504	394	15	2C	65	2	2		8	N
1505	395	15	2D	78	2	2	NOOK	8	N
1506	396	15	2E	78	2	2		8	N
1507	397	15	2F	56	2	2	NOOK	8	E
1508	398	15	ST	48	1	1		8	E
1509	399	15	2G	84	2	2	NOOK	8	E
1510	400	15	1B	51	1	1	NOOK	8	E
1511	401	15	2H	59	2	2		10	E
1512	402	15	2J	76	2	2		9	SE
1513	403	15	2K	70	2	2		8	SW
1514	404	15	2L	73	2	2		8	W
1515	405	15	2M	60	2	1		8	W
1516	406	15	1C	50	1	1		8	W
1601	407	16	1A	58	1	1		8	W
1602	408	16	2A	67	1	2	YES	8	W
1603	409	16	2B	80	2	2		8	N

UNIT SCHEDULE
TOWER B

Door No.	Unit No.	Level	Type	Living m2	Beds	Baths	Study/Media	Balcony m2	Aspect
1604	410	16	2C	65	2	2		8	N
1605	411	16	2D	78	2	2	NOOK	8	N
1606	412	16	2E	78	2	2		8	N
1607	413	16	2F	56	2	2	NOOK	8	E
1608	414	16	ST	48	1	1		8	E
1609	415	16	2G	84	2	2	NOOK	8	E
1610	416	16	1B	51	1	1	NOOK	8	E
1611	417	16	2H	59	2	2		10	E
1612	418	16	2J	76	2	2		9	SE
1613	419	16	2K	70	2	2		8	SW
1614	420	16	2L	73	2	2		8	W
1615	421	16	2M	60	2	1		8	W
1616	422	16	1C	50	1	1		8	W
1701	423	17	1A	58	1	1		8	W
1702	424	17	2A	67	1	2	YES	8	W
1703	425	17	2B	80	2	2		8	N
1704	426	17	2C	65	2	2		8	N
1705	427	17	2D	78	2	2	NOOK	8	N
1706	428	17	2E	78	2	2		8	N
1707	429	17	2F	56	2	2	NOOK	8	E
1708	430	17	ST	48	1	1		8	E

UNIT SCHEDULE
TOWER B

Dorr No.	Unit No.	Level	Type	Living m2	Beds	Baths	Study/Media	Balcony m2	Aspect
1709	431	17	2G	84	2	2	NOOK	8	E
1710	432	17	1B	51	1	1	NOOK	8	E
1711	433	17	2H	59	2	2		10	E
1712	434	17	2J	76	2	2		9	SE
1713	435	17	2K	70	2	2		8	SW
1714	436	17	2L	73	2	2		8	W
1715	437	17	2M	60	2	1		8	W
1716	438	17	1C	50	1	1		8	W
1801	439	18	1A	58	1	1		8	W
1802	440	18	2A	67	1	2	YES	8	W
1803	441	18	2B	80	2	2		8	N
1804	442	18	2C	65	2	2		8	N
1805	443	18	2D	78	2	2	NOOK	8	N
1806	444	18	2E	78	2	2		8	N
1807	445	18	2F	56	2	2	NOOK	8	E
1808	446	18	ST	48	1	1		8	E
1809	447	18	2G	84	2	2	NOOK	8	E
1810	448	18	1B	51	1	1	NOOK	8	E
1811	449	18	2H	59	2	2		10	E
1812	450	18	2J	76	2	2		9	SE
1813	451	18	2K	70	2	2		8	SW

UNIT SCHEDULE
TOWER B

Door No.	Unit No.	Level	Type	Living m2	Beds	Baths	Study/Media	Balcony m2	Aspect
1814	452	18	2L	73	2	2		8	W
1815	453	18	2M	60	2	1		8	W
1816	454	18	1C	50	1	1		8	W
1901	455	19	1A	58	1	1		8	W
1902	456	19	2A	67	1	2	YES	8	W
1903	457	19	2B	80	2	2		8	N
1904	458	19	2C	65	2	2		8	N
1905	459	19	2D	78	2	2	NOOK	8	N
1906	460	19	2E	78	2	2		8	N
1907	461	19	2F	56	2	2	NOOK	8	E
1908	462	19	ST	48	1	1		8	E
1909	463	19	2G	84	2	2	NOOK	8	E
1910	464	19	1B	51	1	1	NOOK	8	E
1911	465	19	2H	59	2	2		10	E
1912	466	19	2J	76	2	2		9	SE
1913	467	19	2K	70	2	2		8	SW
1914	468	19	2L	73	2	2		8	W
1915	469	19	2M	60	2	1		8	W
1916	470	19	1C	50	1	1		8	W
2001	471	20	1A	58	1	1		8	W
2002	472	20	2A	67	1	2	YES	8	W

**UNIT SCHEDULE
TOWER B**

Door No.	Unit No.	Level	Type	Living m2	Beds	Baths	Study/Media	Balcony m2	Aspect
2003	473	20	2B	80	2	2		8	N
2004	474	20	2C	65	2	2		8	N
2005	475	20	2D	78	2	2	NOOK	8	N
2006	476	20	2E	78	2	2		8	N
2007	477	20	2F	56	2	2	NOOK	8	E
2008	478	20	ST	48	1	1		8	E
2009	479	20	2G	84	2	2	NOOK	8	E
2010	480	20	1B	51	1	1	NOOK	8	E
2011	481	20	2H	59	2	2		10	E
2012	482	20	2J	76	2	2		9	SE
2013	483	20	2K	70	2	2		8	SW
2014	484	20	2L	73	2	2		8	W
2015	485	20	2M	60	2	1		8	W
2016	486	20	1C	50	1	1		8	W
2101	487	21	1A	58	1	1		8	W
2102	488	21	2A	67	1	2	YES	8	W
2103	489	21	2B	80	2	2		8	N
2104	490	21	2C	65	2	2		8	N
2105	491	21	2D	78	2	2	NOOK	8	N
2106	492	21	2E	78	2	2		8	N
2107	493	21	2F	56	2	2	NOOK	8	E

UNIT SCHEDULE
TOWER B

Door No.	Unit No.	Level	Type	Living m2	Beds	Baths	Study/Media	Balcony m2	Aspect
2108	494	21	ST	48	1	1		8	E
2109	495	21	2G	84	2	2	NOOK	8	E
2110	496	21	1B	51	1	1	NOOK	8	E
2111	497	21	2H	59	2	2		10	E
2112	498	21	2J	76	2	2		9	SE
2113	499	21	2K	70	2	2		8	SW
2114	500	21	2L	73	2	2		8	W
2115	501	21	2M	60	2	1		8	W
2116	502	21	1C	50	1	1		8	W
2201	503	22	1A	58	1	1		8	W
2202	504	22	2A	67	1	2	YES	8	W
2203	505	22	2B	80	2	2		8	N
2204	506	22	2C	65	2	2		8	N
2205	507	22	2D	78	2	2	NOOK	8	N
2206	508	22	2E	78	2	2		8	N
2207	509	22	2F	56	2	2	NOOK	8	E
2208	510	22	ST	48	1	1		8	E
2209	511	22	2G	84	2	2	NOOK	8	E
2210	512	22	1B	51	1	1	NOOK	8	E
2211	513	22	2H	59	2	2		10	E
2212	514	22	2J	76	2	2		9	SE

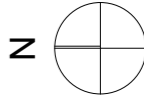
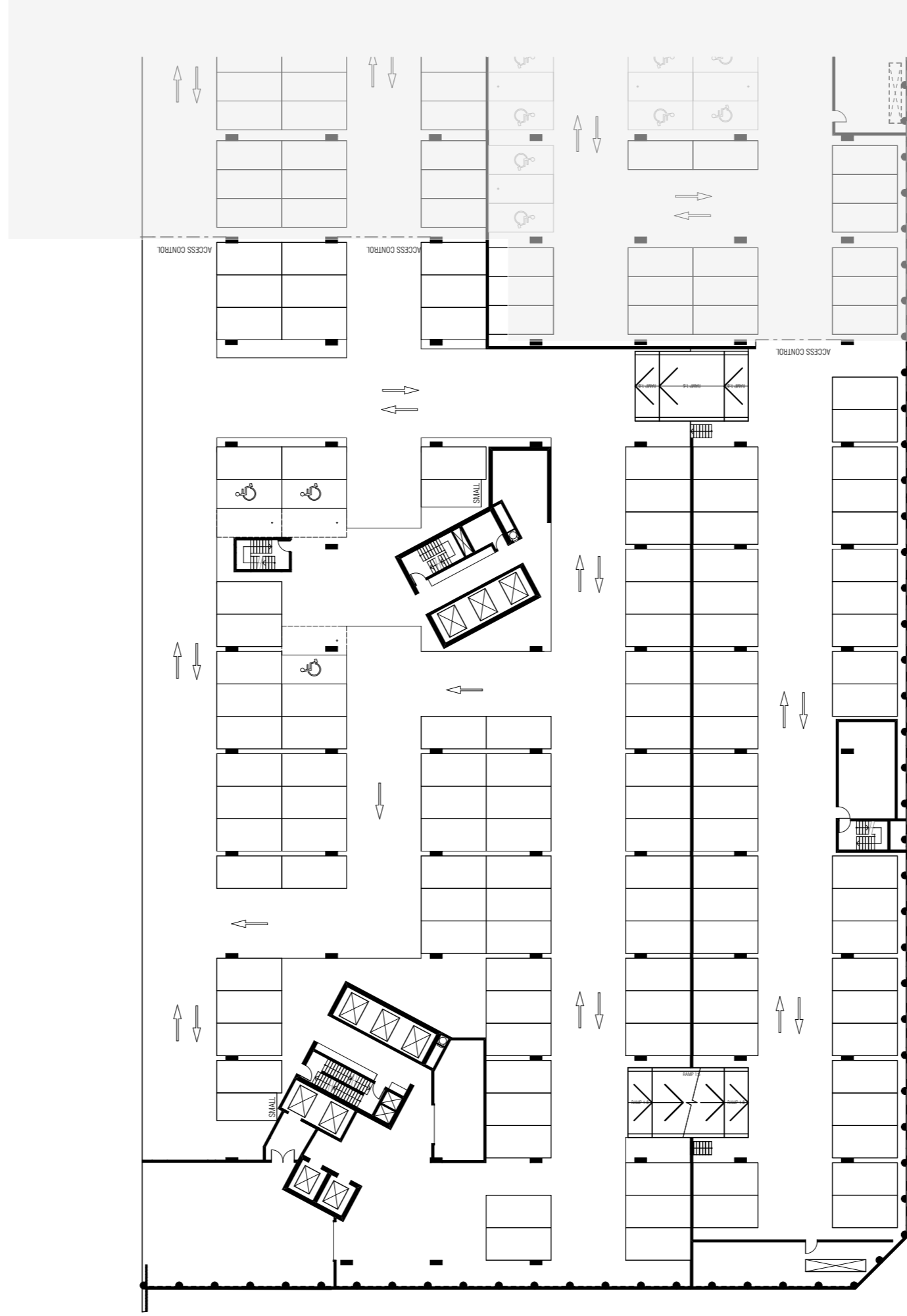
UNIT SCHEDULE
TOWER B

Door No.	Unit No.	Level	Type	Living m2	Beds	Baths	Study/Media	Balcony m2	Aspect
2213	515	22	2K	70	2	2		8	SW
2214	516	22	2L	73	2	2		8	W
2215	517	22	2M	60	1	2		8	W
2216	518	22	1C	50	1	1		8	W
2301	519	23	3E.1	109	3	2		59	SW
2303	520	23	3A.1	117	3	2		23	NW
2303	521	23	3B.1	111	3	2		49	N
2304	522	23	3C.1	122	3	2		24	NE
2305	523	23	3D.1	111	3	2		62	SE
2401	524	24	3E	109	3	2		9	SW
2402	525	24	3A	117	3	2		15	NW
2403	526	24	3B	111	3	2		13	N
2404	527	24	3C	122	3	2		15	NE
2405	528	24	3D	111	3	2		13	SE
2501	529	25	3E	109	3	2		9	SW
2502	530	25	3A	117	3	2		15	NW
2503	531	25	3B	111	3	2		13	N
2504	532	25	3C	122	3	2		15	NE
2505	533	25	3D	111	3	2		13	SE
2601	534	26	3E	109	3	2		9	SW
2602	535	26	3A	117	3	2		15	NW

**UNIT SCHEDULE
TOWER B**

Door No.	Unit No.	Level	Type	Living m2	Beds	Baths	Study/Media	Balcony m2	Aspect
2603	536	26	3B	111	3	2		13	N
2604	537	26	3C	122	3	2		15	NE
2605	538	26	3D	111	3	2		13	SE
2701	539	27	3B.1	111	3	2		13	N
2702	540	27	3C	122	3	2		15	NE
2703	541	27	3D	111	3	2		13	SE

LEVEL PLANS



DRAFT NOTE: ALL LAYOUTS SUBJECT TO STRUCTURAL / SERVICES REQUIREMENTS

DWG NO MK ST2-1000-1

DWG TITLE LOWER GROUND 3 MKT FLOOR PLAN REV. -

DATE 03.04.2018

REVISION
GEOCON
 BUILDING CANBERRA

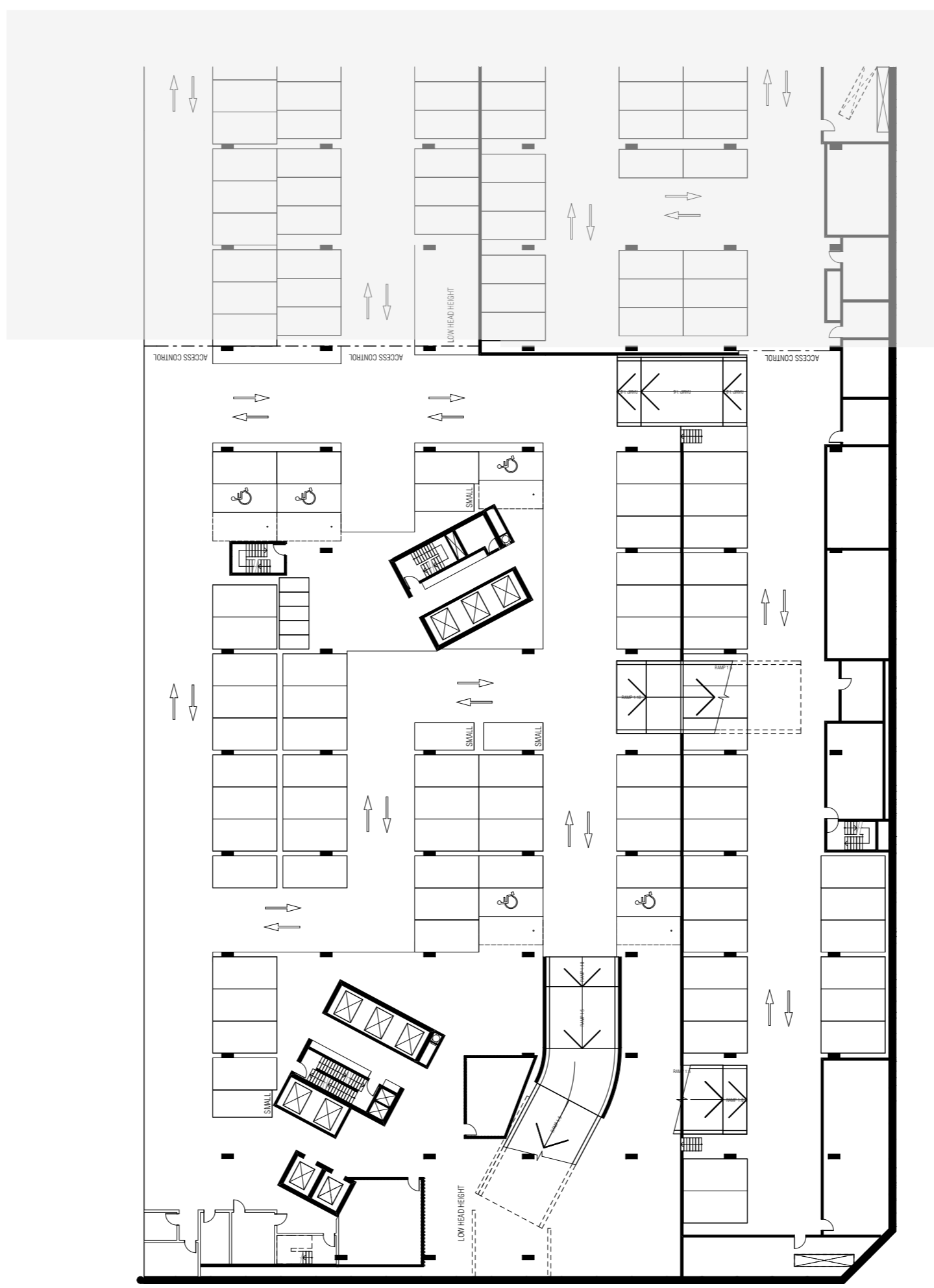
PRINT DATE: 19.04.2018

BM Stave: Bimmerweg - BM Stave 2015065 Section 200 Canberra 15065 General ST02

0M 10M

FENDER KATSALIDIS

While we endeavour to ensure the contents of these plans are correct at the time of printing, the information they contain is to be used as a guide only. Furnishings and floor coverings are for illustrative purposes only, and are shown to scale and are included in the stated price unless expressly included. The colour shown may vary in diameter throughout the Building. All areas are provided in accordance with the Method of Measurement for Residential Property provided by the Property Council of Australia. The plans were completed prior to the completion of final design, engineering and construction of the Building, therefore design, engineering, dimensions, fittings, finishes and specifications are subject to change without notice in accordance with the provisions of the Contract of Sale.



DRAFT NOTE: ALL LAYOUTS SUBJECT TO STRUCTURAL / SERVICES REQUIREMENTS

DWG NO
MK ST2-1000-3

DWG TITLE
LOWER GROUND 1 MKT FLOOR PLAN

DATE
03.04.2018

REVISION
REV. -

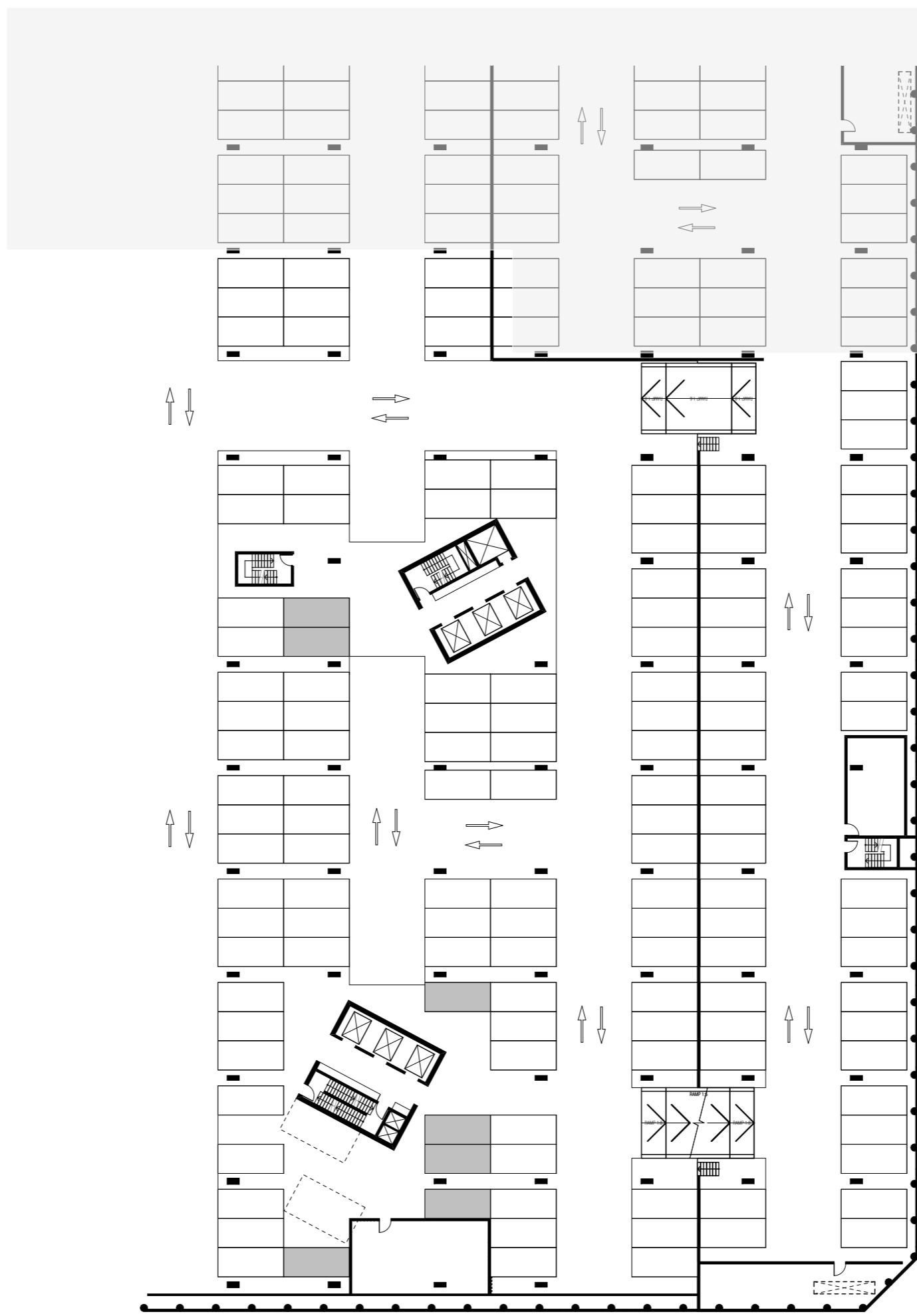
GEOCON
BUILDING CANBERRA

BIM Server: BIMserver3 - BIM Server 20153065 - Section 200 Canberra153065 General ST02

Whilst we endeavour to ensure the contents of these plans are correct at the time of printing, the information they contain is to be used as a guide only. Furnishings and floor coverings are for illustrative purposes only, are not shown to scale nor included in the stated price (unless expressly included). The columns shown may vary in diameter throughout the Building. Areas are provided in accordance with the Method of Measurement for Residential Property provided by the Property Measurement Institute. All drawings are for information only. The drawings are subject to change without notice in accordance with the provisions of the Contract of Sale. Engineering, dimensions, fittings, finishes and specifications are subject to change without notice in accordance with the provisions of the Contract of Sale.

FENDER KATSALIDIS





DRAFT NOTE: ALL LAYOUTS SUBJECT TO STRUCTURAL / SERVICES REQUIREMENTS

DWG NO
MK ST2-0999

DWG TITLE
BASEMENT 01 MKT FLOOR PLAN

DATE
03.04.2018

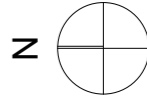
REVISION
REV. -

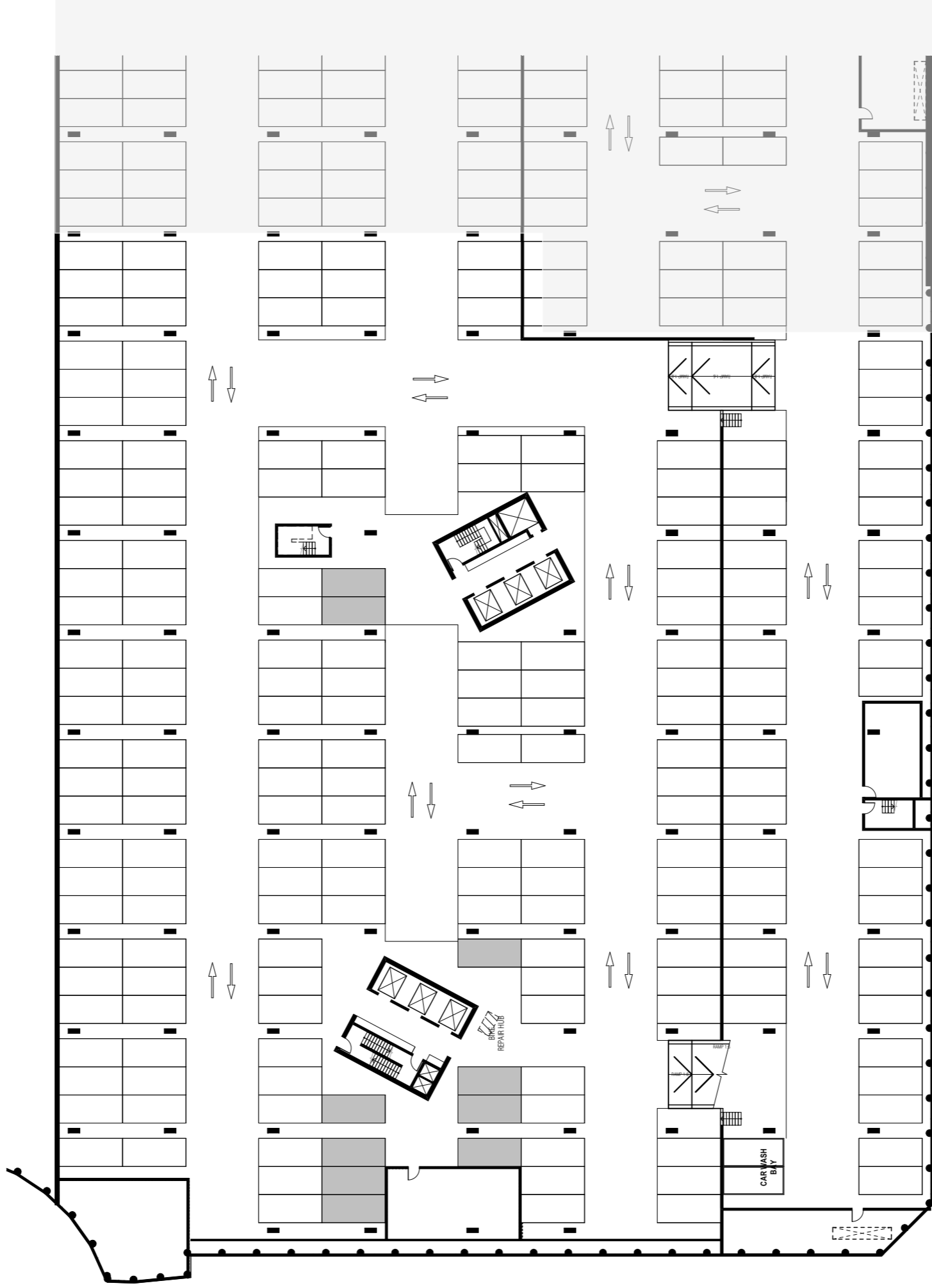
0M 10M
FENDER KATSALIDIS

GEOCON
BUILDING CANBERRA

BIM Server: BIMserver9 - BIM Server 2015365 Section 200 Canberra15365 General STG2

Whilst we endeavour to ensure the contents of these plans are correct at the time of printing, the information they contain is to be used as a guide only. Furnishings and floor coverings are for illustrative purposes only, are not shown to scale nor included in the stated price (unless expressly included). The columns shown may vary in diameter throughout the Building. Areas are provided in accordance with the Method of Measurement for Residential Property provided by the relevant authority. The drawings are the property of Fender Katsalidis Pty Ltd. All rights reserved. Engineering and specifications are subject to change without notice in accordance with the provisions of the Contract of Sale.





DRAFT NOTE: ALL LAYOUTS SUBJECT TO STRUCTURAL / SERVICES REQUIREMENTS

DWG NO
MK ST2-0998

DWG TITLE
BASEMENT 02 MKT FLOOR PLAN

DATE
03.04.2018

REVISION
REV. -

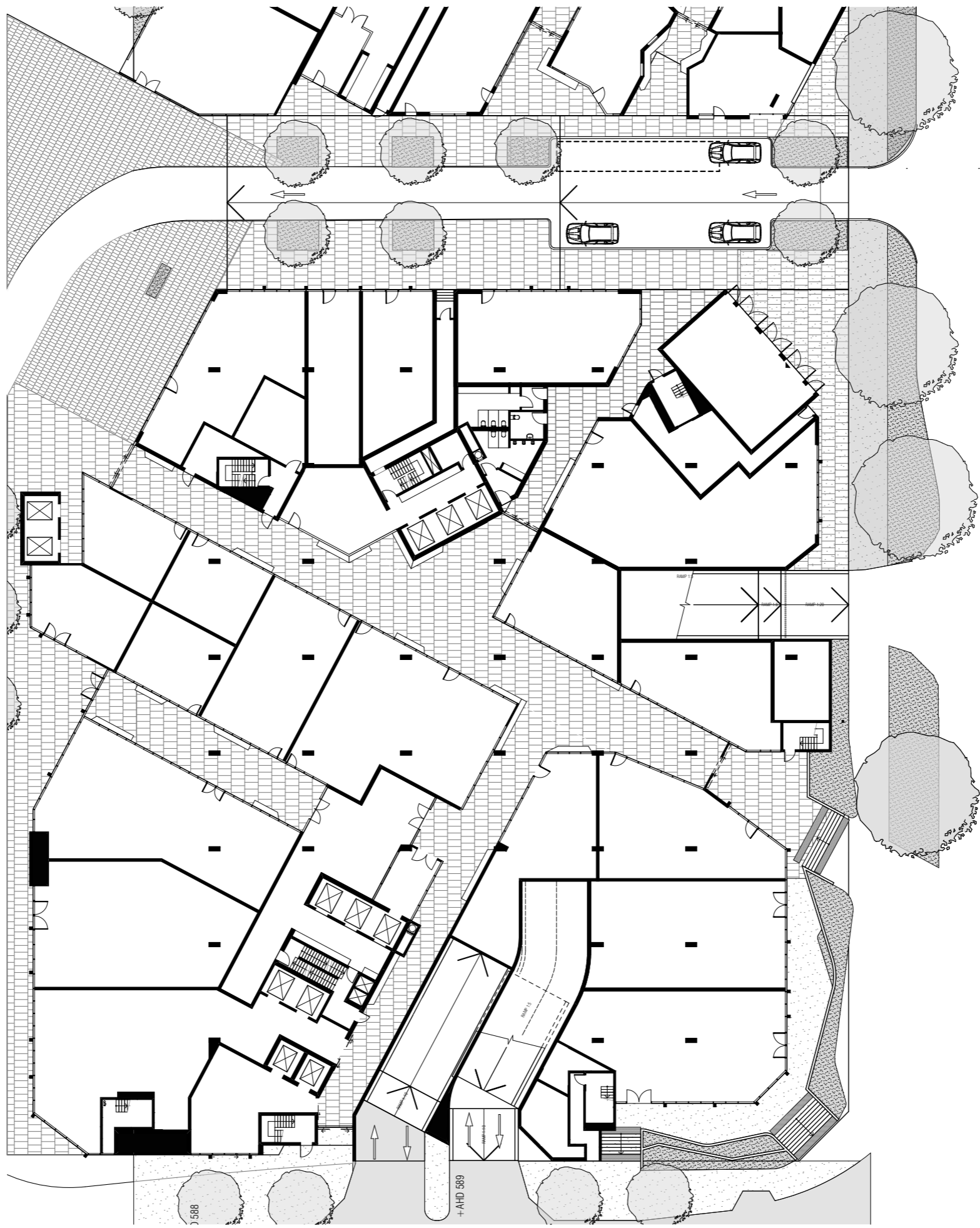
FENDER KATSALIDIS

Whilst we endeavour to ensure the contents of these plans are correct at the time of printing, the information they contain is to be used as a guide only. Furnishings and floor coverings are for illustrative purposes only, are not shown to scale nor included in the stated price (unless expressly included). The columns shown may vary in diameter throughout the Building. Areas are provided in accordance with the Method of Measurement for Residential Property provided by the Property Measurement Institute. All drawings are the property of Fender Katsalidis Pty Ltd. All drawings are subject to change without notice in accordance with the provisions of the Contract of Sale.

GEOCON
BUILDING CANBERRA

BIM Server: BIMserver9 - BIM Server 2015365 Section 200 Canberra15365 General ST02

PRINT DATE: 19.04.2018



DRAFT NOTE: ALL LAYOUTS SUBJECT TO STRUCTURAL / SERVICES REQUIREMENTS

DWG NO
MK ST2-1000-4

DWG TITLE
GROUND FLOOR MKT FLOOR PLAN

REVISION
REV. -

DATE
17.04.2018

GEOCON
BUILDING CANBERRA

BM Severn Brisbane v3 - 8M Severn 2015065 Sector 200 Canberra 15065 General ST02

PRINT DATE: 19.04.2018

Whilst we endeavour to ensure the contents of these plans are correct at the time of printing, the information they contain is to be used as a guide only. Furnishings and floor coverings are for illustrative purposes only, are not shown to scale nor included in the stated price (unless expressly included). The columns shown may vary in diameter throughout the Building. All areas are provided in accordance with the Method of Measurement for Residential Property provided by the Property Council of Australia. The plans were completed prior to the completion of final design, engineering and construction of the Building, therefore design, engineering, dimensions, fittings, finishes and specifications are subject to change without notice in accordance with the provisions of the Contract of Sale.

FENDER KATSALIDIS



DRAFT
NOTE: ALL LAYOUTS SUBJECT
TO STRUCTURAL / SERVICES
REQUIREMENTS

DWG NO
MK ST2-1001

DWG TITLE
LEVEL 01 MKT FLOOR PLAN

REVISION
REV. -

DATE
nil

FENDER KATSALIDIS



GEOCON
BUILDING CANBERRA

BIM Server: BIMserver9 - BIM Server 2015365 Section 200 Canberra 15365 General ST22

PRINT DATE: 19.07.2018

Whilst we endeavour to ensure the contents of these plans are correct at the time of printing, the information they contain is to be used as a guide only. Furnishings and floor coverings are for illustrative purposes only, are not shown to scale nor included in the stated price (unless expressly included). The columns shown may vary in diameter throughout the Building. Areas are provided in accordance with the Method of Measurement for Residential Property provided by the Building Industry Association of Australia. All drawings are the property of Fender Katsalidis Pty Ltd. All drawings are subject to change without notice in accordance with the provisions of the Contract of Sale.



DRAFT NOTE: ALL LAYOUTS SUBJECT TO STRUCTURAL / SERVICES REQUIREMENTS

DWG NO MK ST2-1002

DWG TITLE LEVEL 02 MKT FLOOR PLAN

REVISION REV. -

DATE nil

FENDER KATSALIDIS

BIM Server: BIMserver3 - BIM Server 2015365 Section 200 Canberra 15365 General STG2





DRAFT NOTE: ALL LAYOUTS SUBJECT TO STRUCTURAL / SERVICES REQUIREMENTS

DWG NO MK ST2-1003

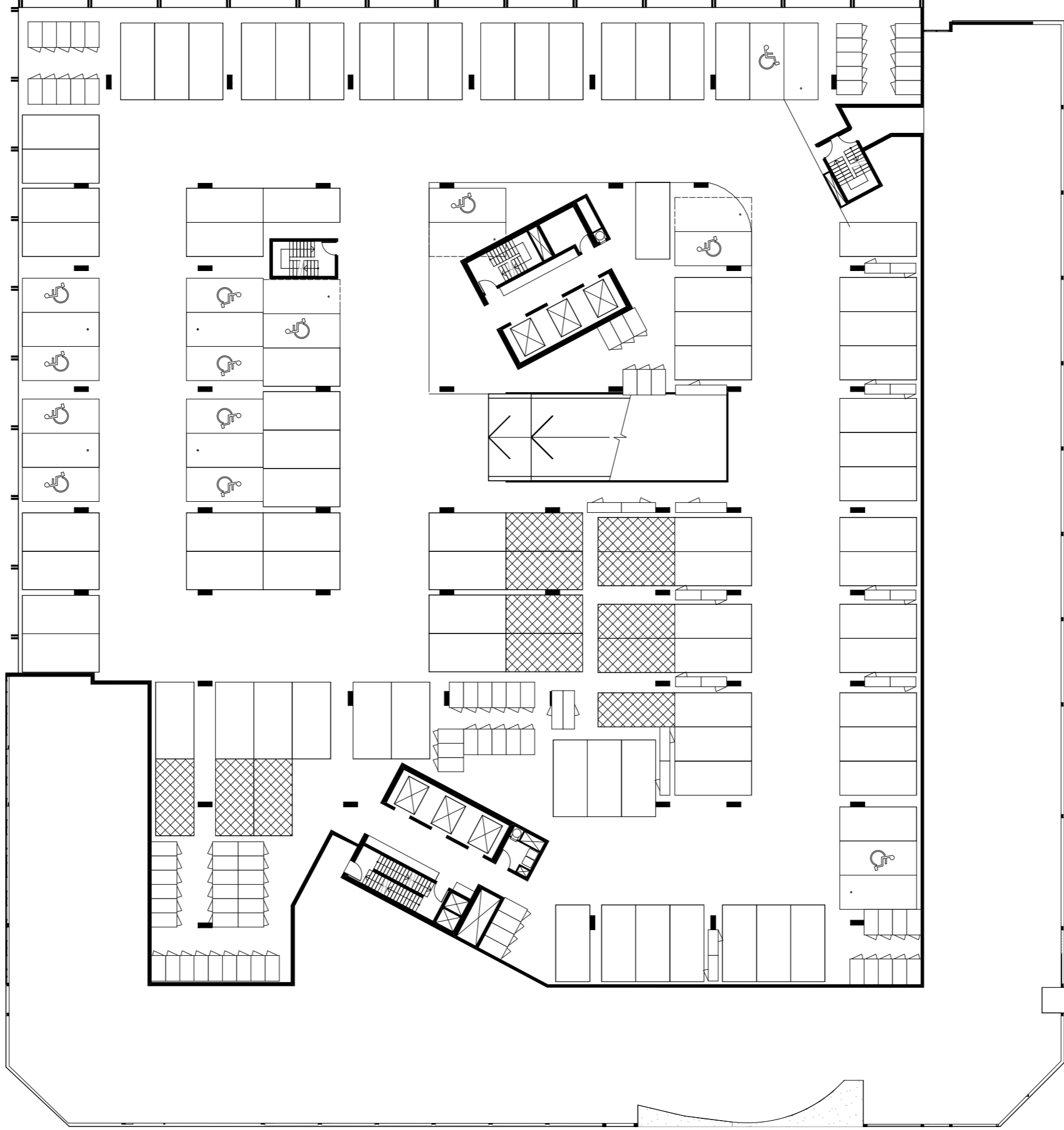
DWG TITLE LEVEL 03 MKT FLOOR PLAN

REVISION REV. -

DATE nil



FENDER KATSALIDIS



DRAFT NOTE: ALL LAYOUTS SUBJECT TO STRUCTURAL / SERVICES REQUIREMENTS

DWG NO
MK ST2-1004

DWG TITLE
LEVEL 04 MKT FLOOR PLAN

REVISION
REV. -

DATE
nil

FENDER KATSALIDIS

Whilst we endeavour to ensure the contents of these plans are correct at the time of printing, the information they contain is to be used as a guide only. Furnishings and floor coverings are for illustrative purposes only, are not shown to scale nor included in the stated price (unless expressly included). The columns shown may vary in diameter throughout the Building. Areas are provided in accordance with the Method of Measurement for Residential Property provided by the Building Industry Association of Australia. All drawings are prepared by an architect and are subject to change without notice in accordance with the provisions of the Contract of Sale.

GEOCON
BUILDING CANBERRA

BIM Server: BIMserver3 - BIM Server 20153065 Section 200 Canberra153065 General ST02

PRINT DATE: 19.07.2018

T2B

T2A



DRAFT
NOTE: ALL LAYOUTS SUBJECT
TO STRUCTURAL / SERVICES
REQUIREMENTS

DWG NO
MK ST2-1005

DWG TITLE
LEVEL 05 MKT FLOOR PLAN

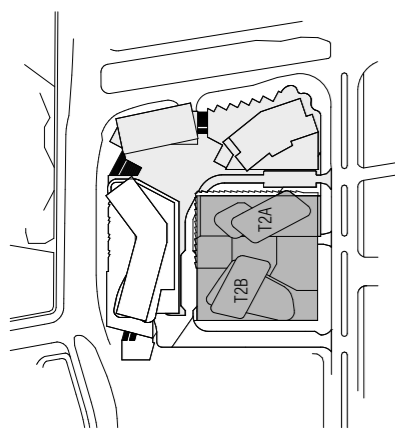
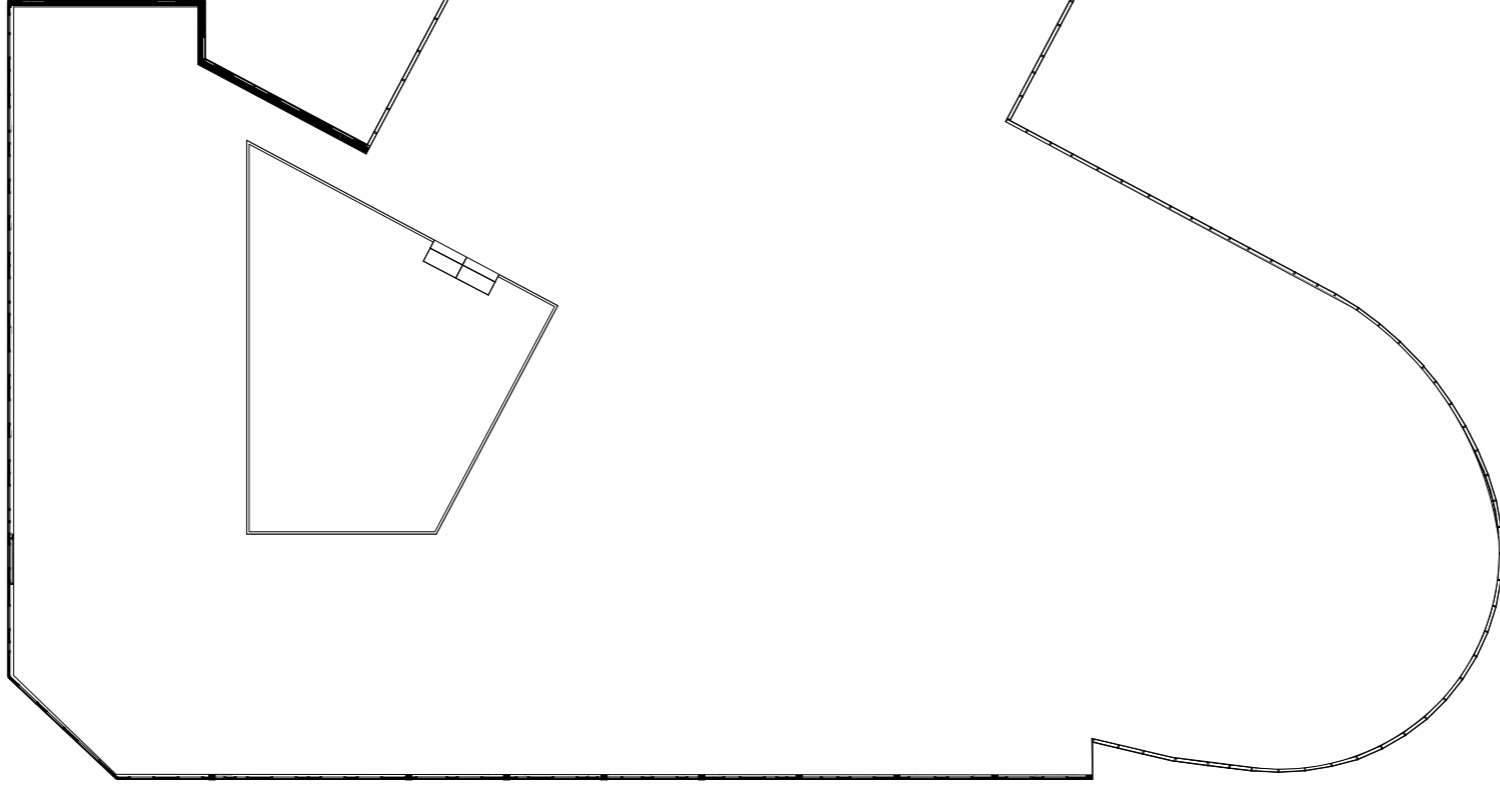
REVISION
REV. -

DATE
nil

FENDER KATSALIDIS

T2B

T2A



DRAFT
NOTE: ALL LAYOUTS SUBJECT
TO STRUCTURAL / SERVICES
REQUIREMENTS

DWG NO MK ST2-1006
DWG TITLE LEVEL 06 MKT FLOOR PLAN
REVISION REV. -

DATE 03.04.2018

GEOCON
BUILDING-CANBERRA

BIM Server: Bimserver9 - BIM Server 2017/5065 Section 200 Canberra/15065 General ST02

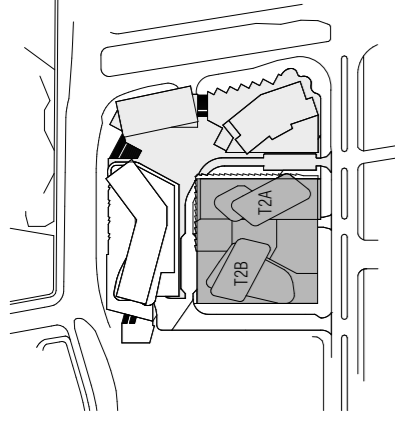
PRINT DATE: 19.04.2018

Whilst we endeavour to ensure the contents of these plans are correct at the time of printing, the information they contain is to be used as a guide only. Furnishings and floor coverings are for illustrative purposes only and are not shown to scale nor included in the stated price (unless expressly included). The columns shown may vary in diameter throughout the Building. All areas are provided in accordance with the Method of Measurement for Residential Property provided by the Property Council of Australia. Repairs were completed prior to the completion of final design, engineering and construction of the Building, therefore design, engineering, dimensions, fittings, finishes and specifications are subject to change without notice in accordance with the provisions of the Contract of Sale.

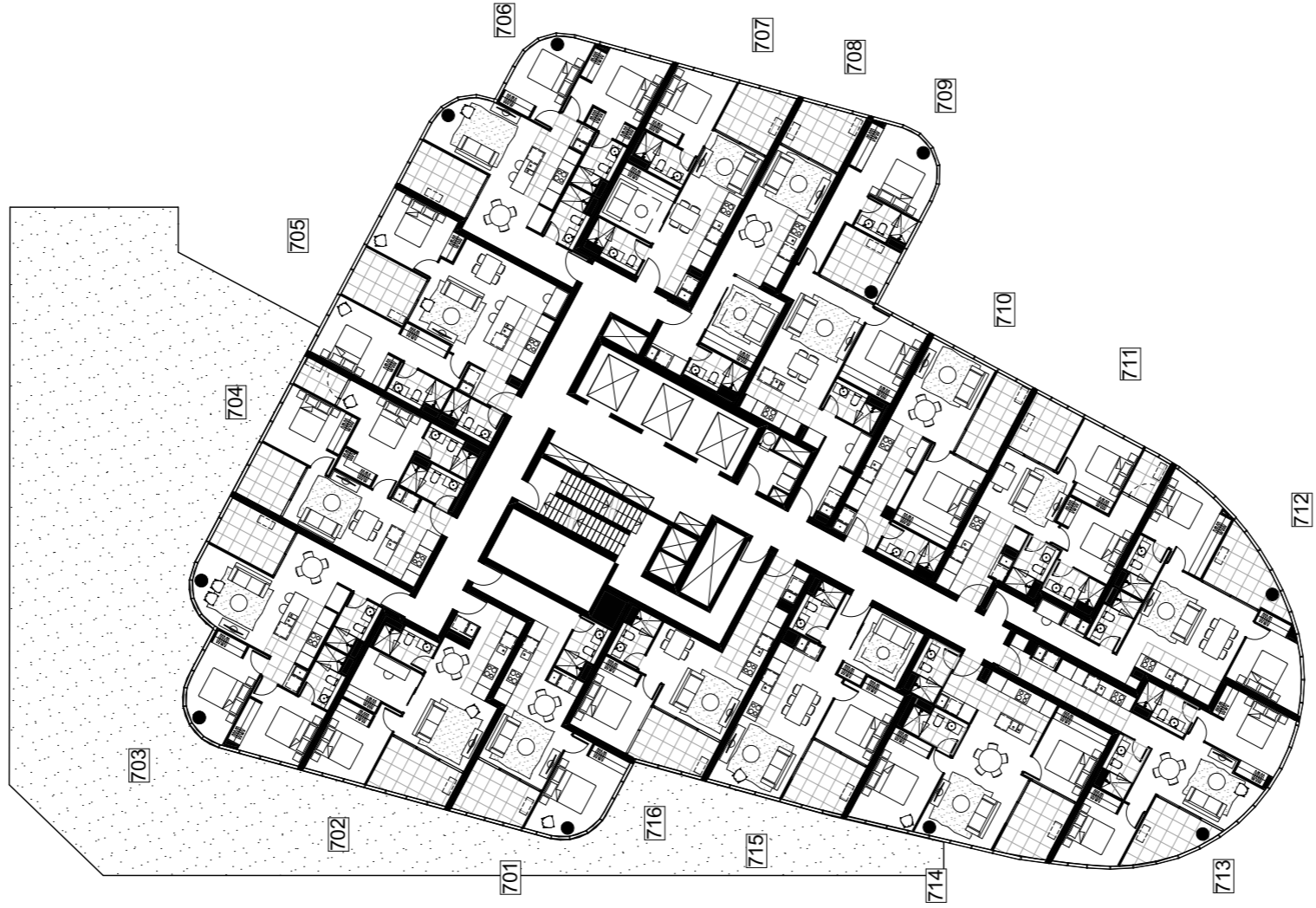
10 M

FENDER KATSALIDIS

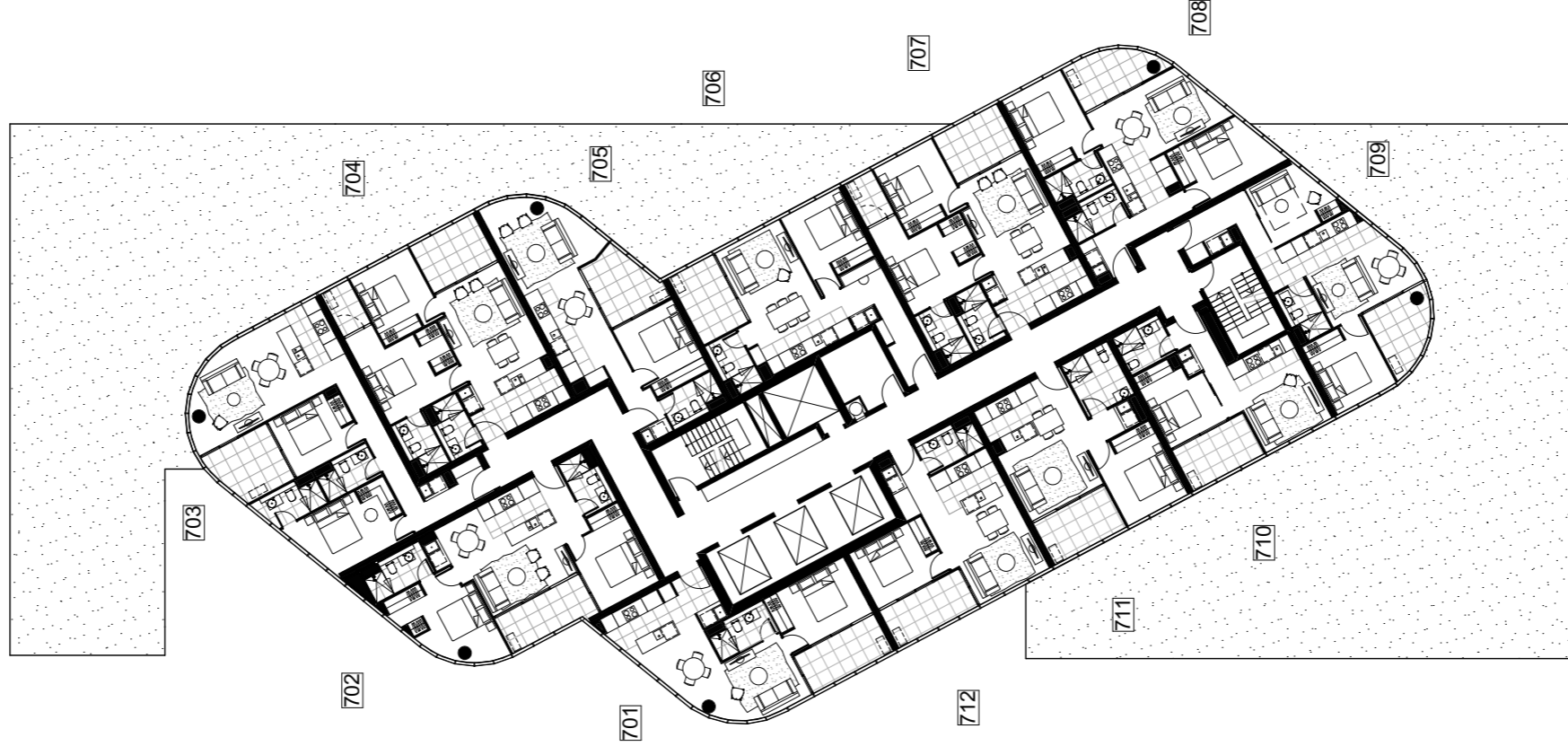




T2B



T2A



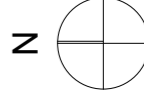
DRAFT
NOTE: ALL LAYOUTS SUBJECT
TO STRUCTURAL / SERVICES
REQUIREMENTS

DWG NO
MK ST2-1007

DWG TITLE
LEVEL 07 MKT FLOOR PLAN

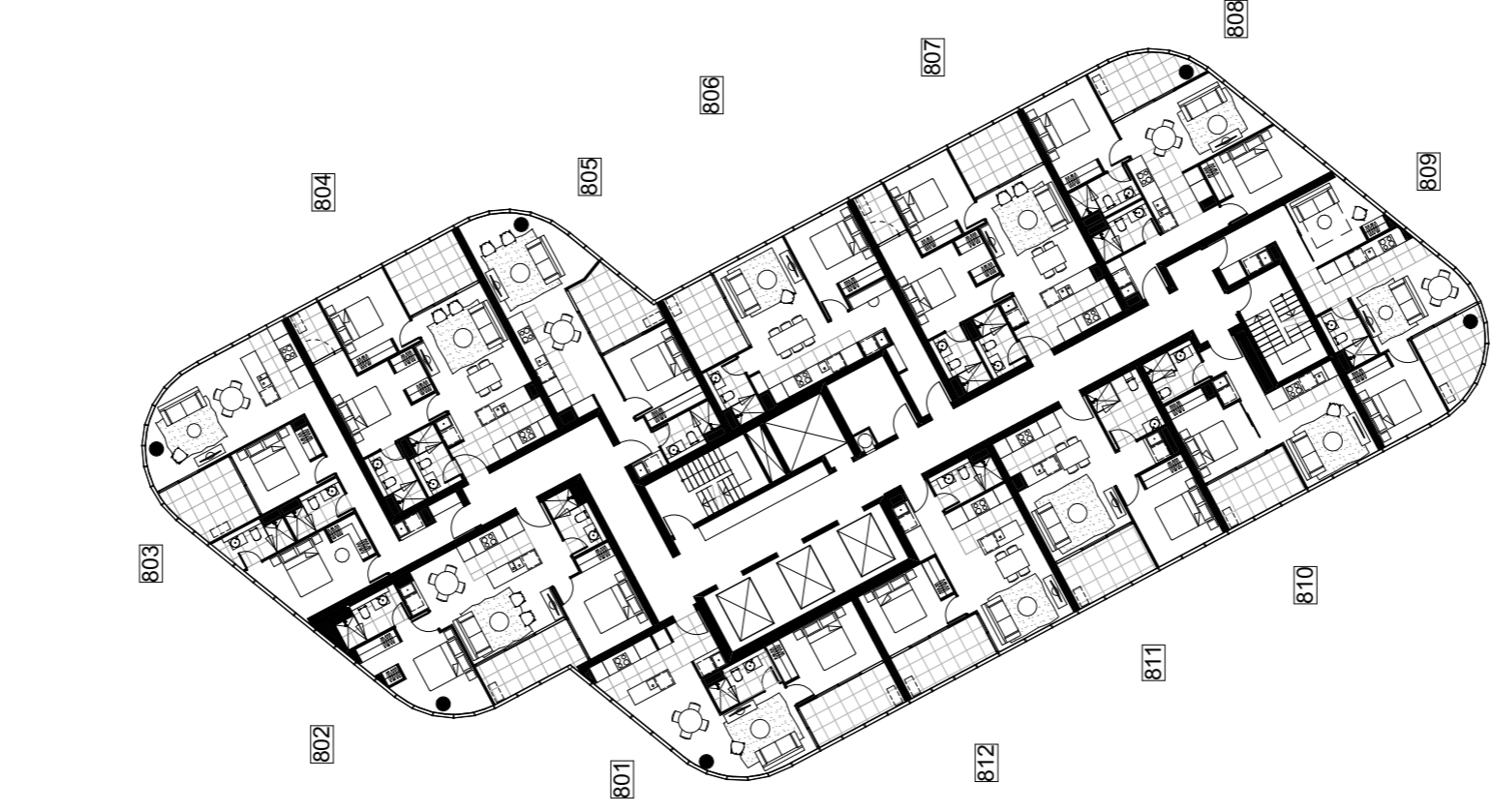
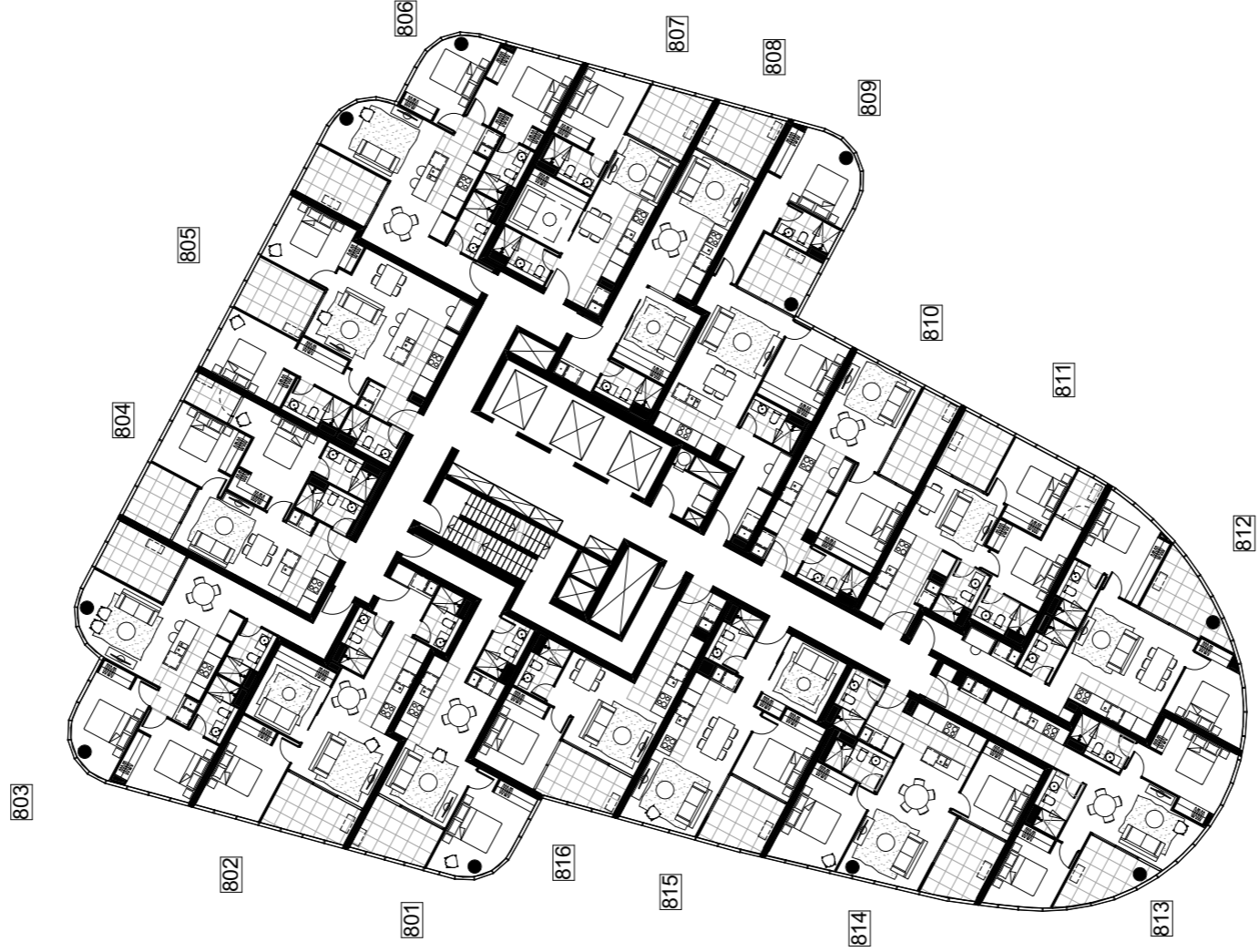
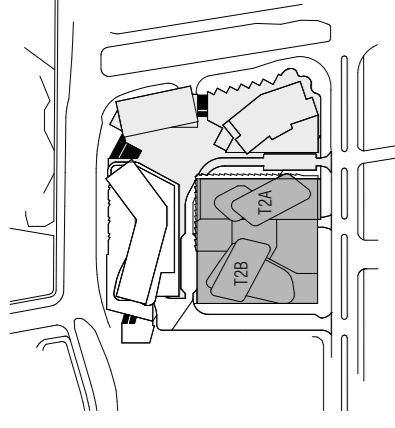
REVISION
REV. -

DATE
03.04.2018



T2B

T2A



DRAFT

NOTE: ALL LAYOUTS SUBJECT TO STRUCTURAL / SERVICES REQUIREMENTS

DWG NO

DWG TITLE

LEVEL 08 MKT FLOOR PLAN

REVISION

REV. -

DATE

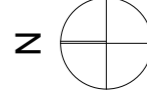
03.04.2018

GEOCON
BUILDING-CANBERRA

MK ST2-1008

BIM Server: Bimserver9 - BIM Server 2015/065 Section 200 Canberra/15065 General ST02

PRINT DATE: 19.04.2018



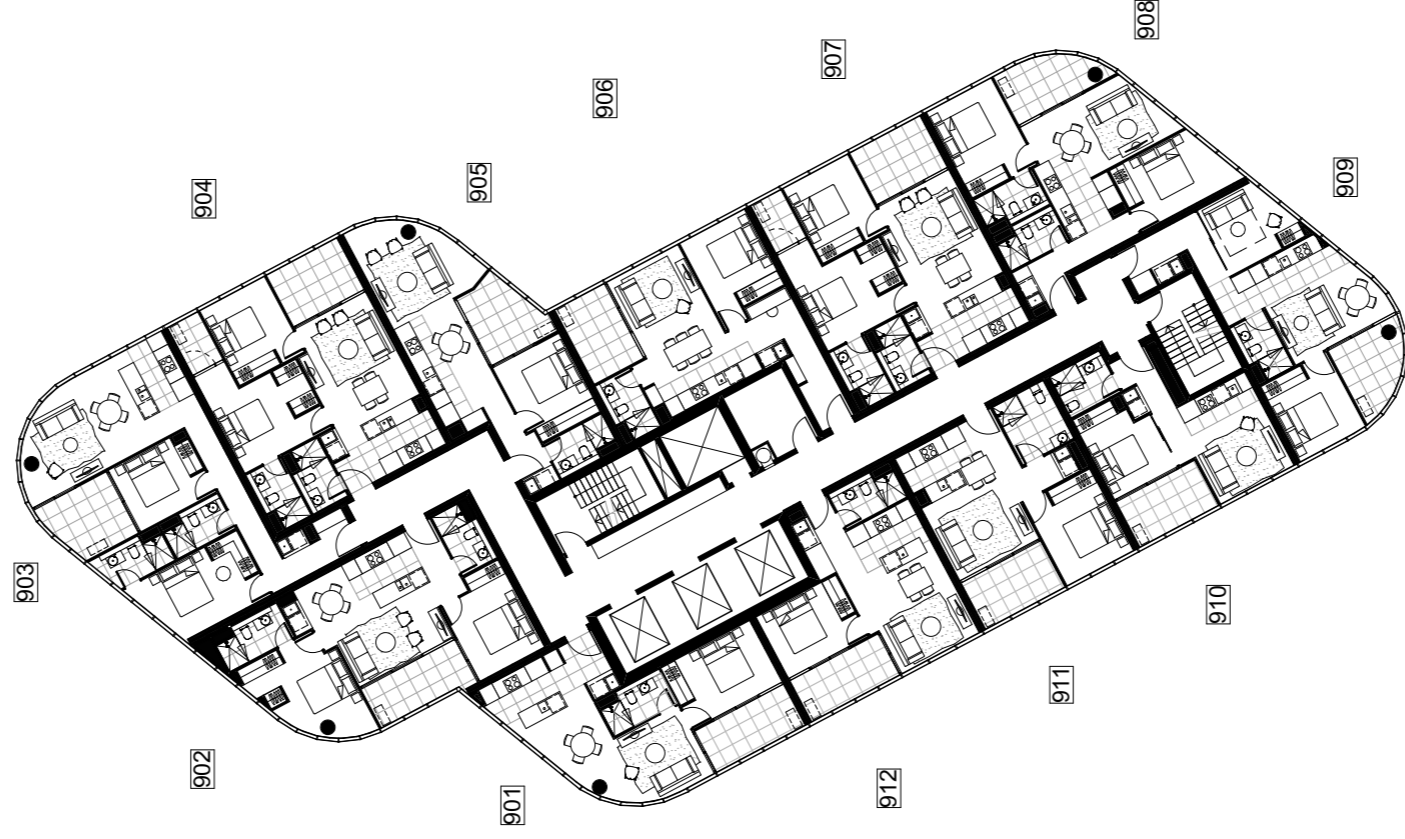
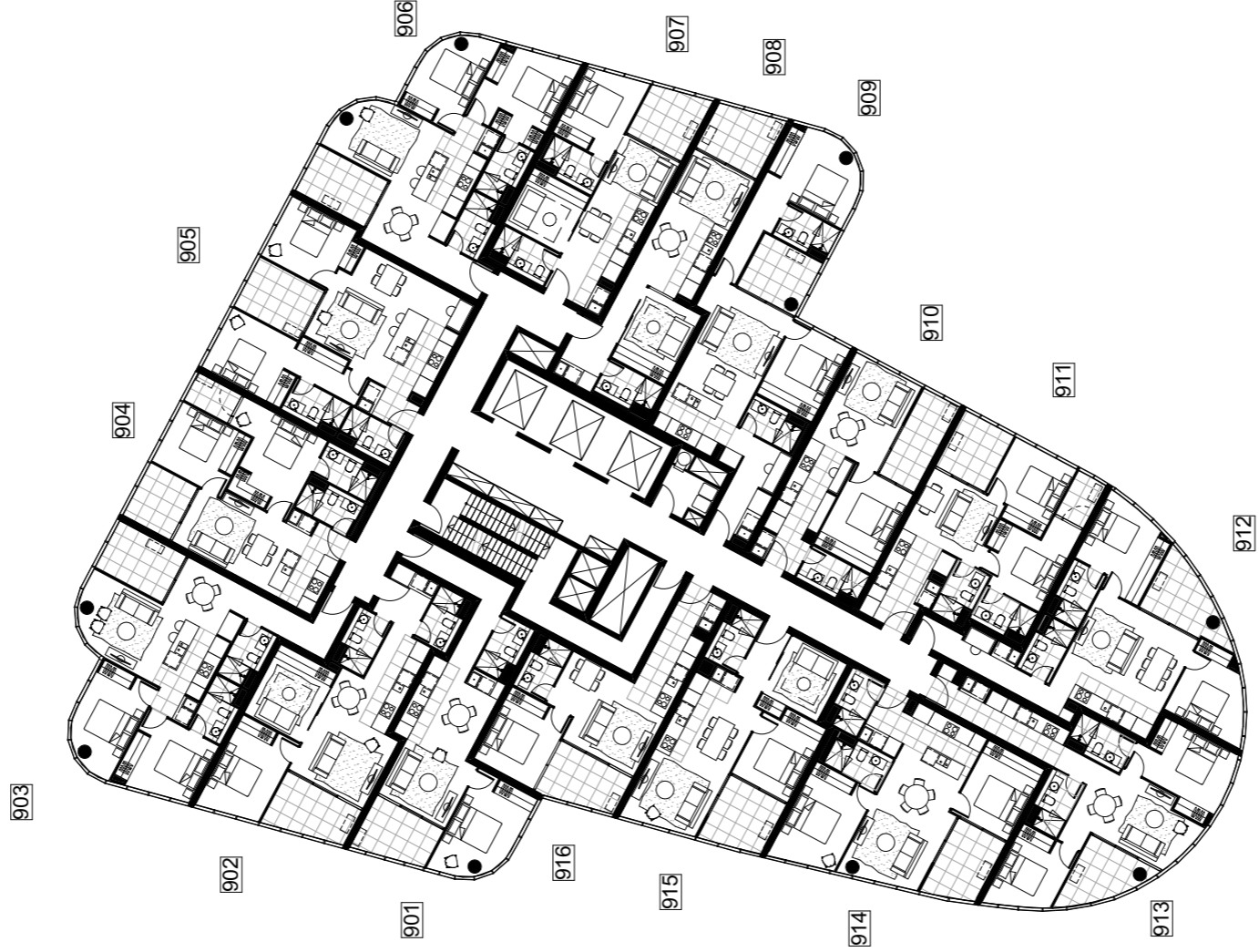
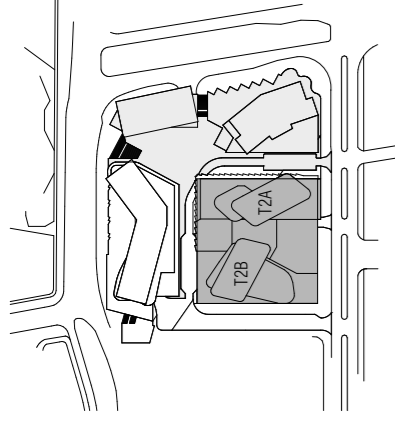
10 M

FENDER KATSALIDIS

Whilst we endeavour to ensure the contents of these plans are correct at the time of printing, the information they contain is to be used as a guide only. Furnishings and floor coverings are for illustrative purposes only and are not shown to scale nor included in the stated price (unless expressly included). The columns shown may vary in diameter throughout the Building. All areas are provided in accordance with the Method of Measurement for Residential Property provided by the Property Council of Australia. The plans were completed prior to the completion of final design, engineering and construction of the Building, therefore design, engineering, dimensions, fittings, finishes and specifications are subject to change without notice in accordance with the provisions of the Contract of Sale.

T2B

T2A



DRAFT
NOTE: ALL LAYOUTS SUBJECT
TO STRUCTURAL / SERVICES
REQUIREMENTS

DWG NO
MK ST2-1009

DWG TITLE
LEVEL 09 MKT FLOOR PLAN

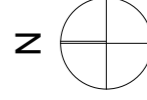
REVISION
REV. -

DATE
03.04.2018

GEOCON
BUILDING-CANBERRA

BIM Server: Bimserver9 - BIM Server: 2015065 Section 200 Canberra 15065 General ST02

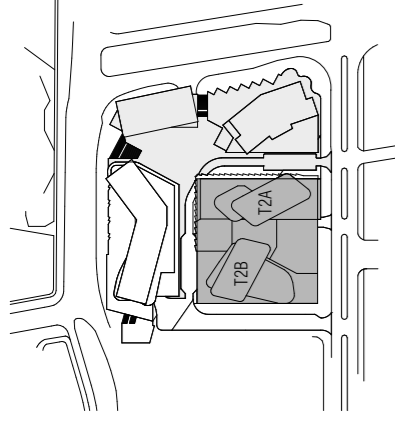
PRINT DATE: 19.04.2018



10 M

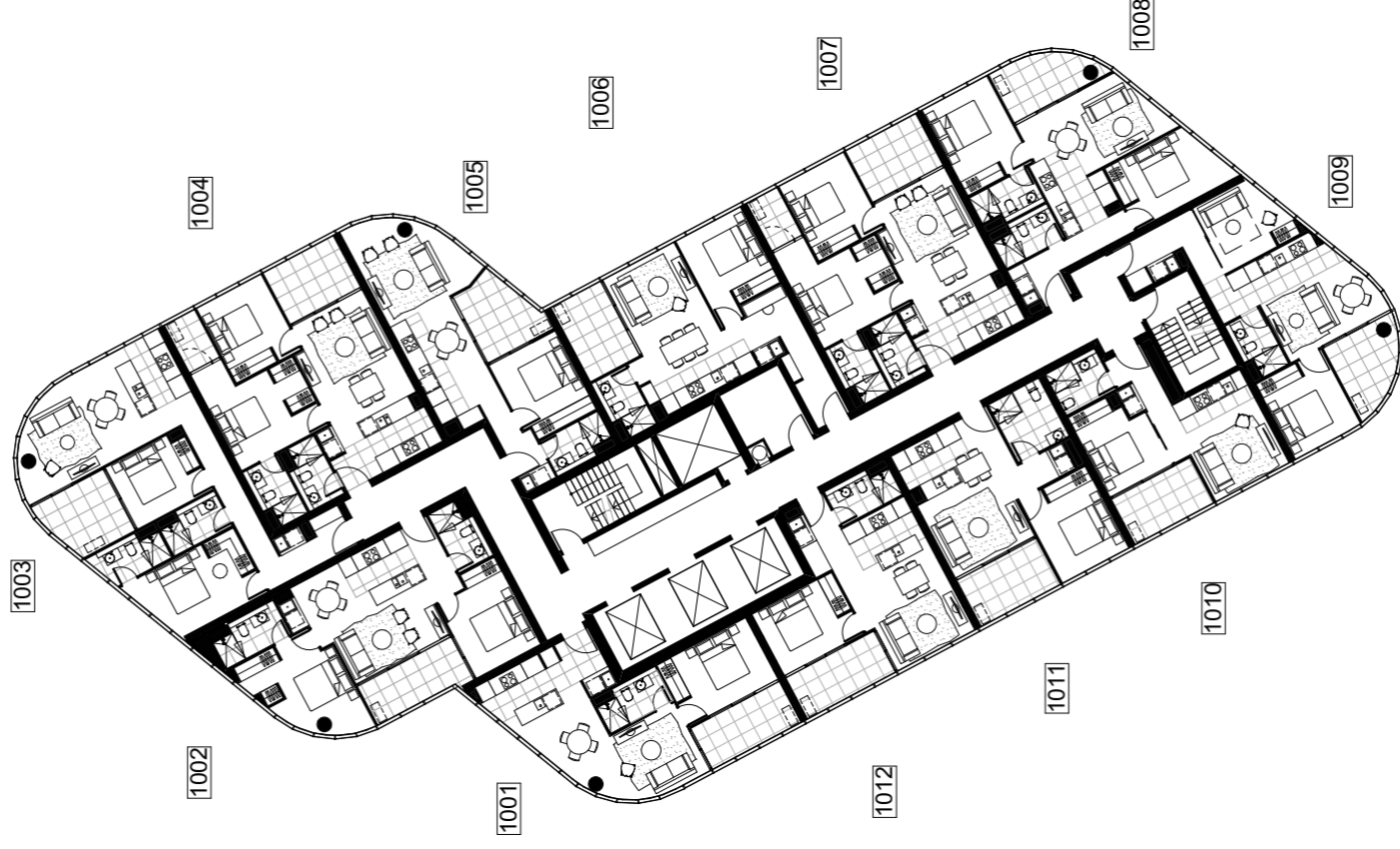
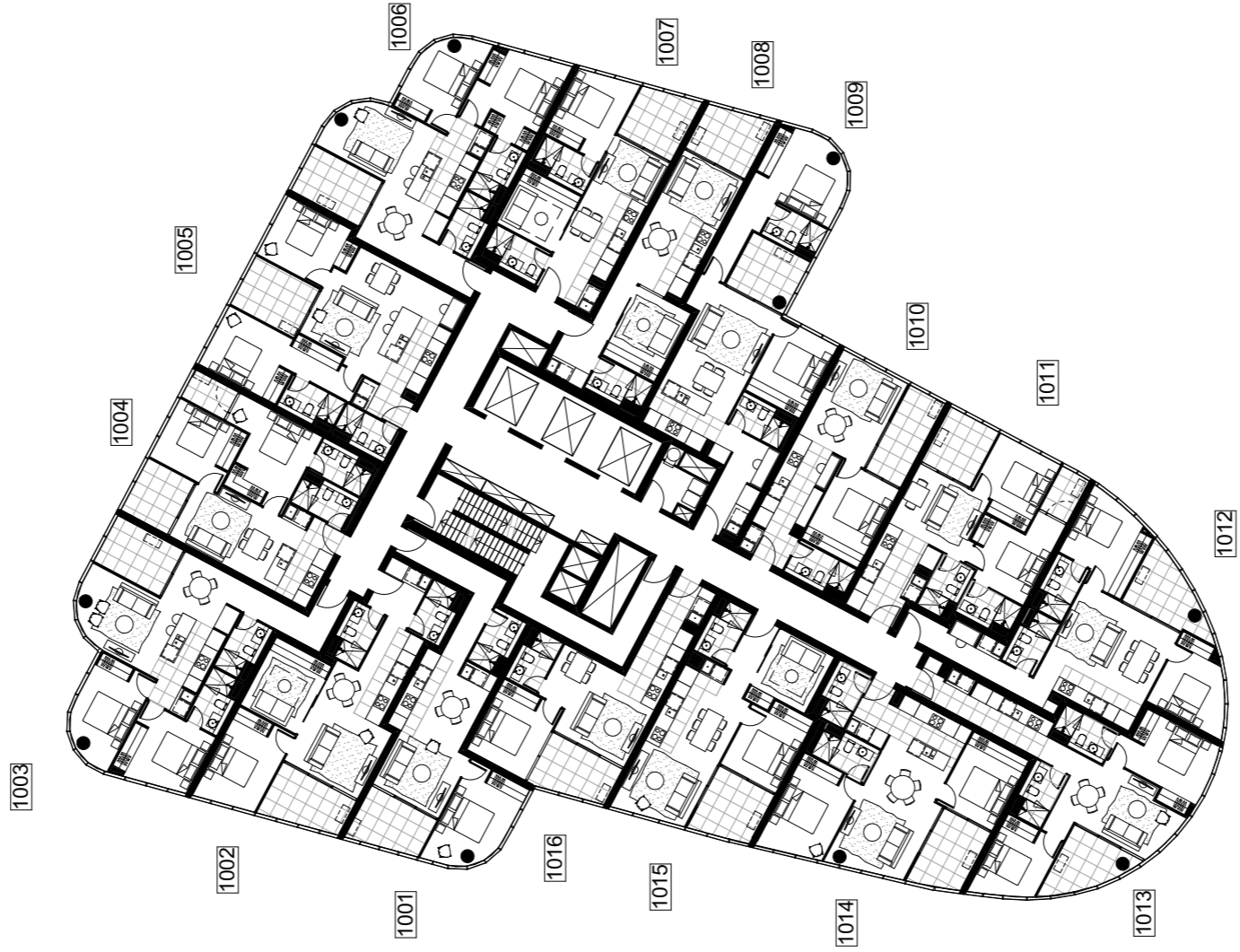
FENDER KATSALIDIS

Whilst we endeavour to ensure the contents of these plans are correct at the time of printing, the information they contain is to be used as a guide only. Furnishings and floor coverings are for illustrative purposes only and are not shown to scale nor included in the stated price (unless expressly included). The columns shown may vary in diameter throughout the Building. All areas are provided in accordance with the Method of Measurement for Residential Property provided by the Property Council of Australia. The plans were completed prior to the completion of final design, engineering and construction of the Building, therefore design, engineering, dimensions, fittings, finishes and specifications are subject to change without notice in accordance with the provisions of the Contract of Sale.



T2B

T2A



DRAFT
NOTE: ALL LAYOUTS SUBJECT
TO STRUCTURAL / SERVICES
REQUIREMENTS

DWG NO
MK ST2-1010

DWG TITLE
LEVEL 10 MKT FLOOR PLAN

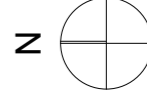
REVISION
REV. -

DATE
03.04.2018

GEOCON
BUILDING-CANBERRA

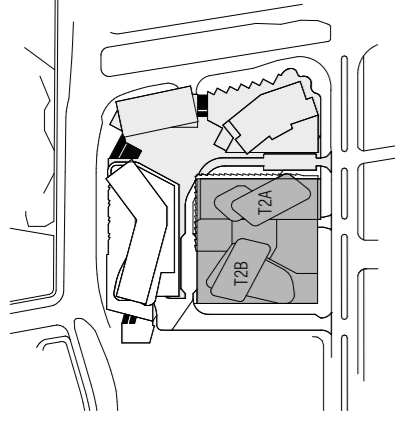
BIM Server: Bimserver9 - BIM Server 2015/065 Section 200 Canberra/15065 General ST02

PRINT DATE: 19.04.2018



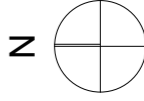
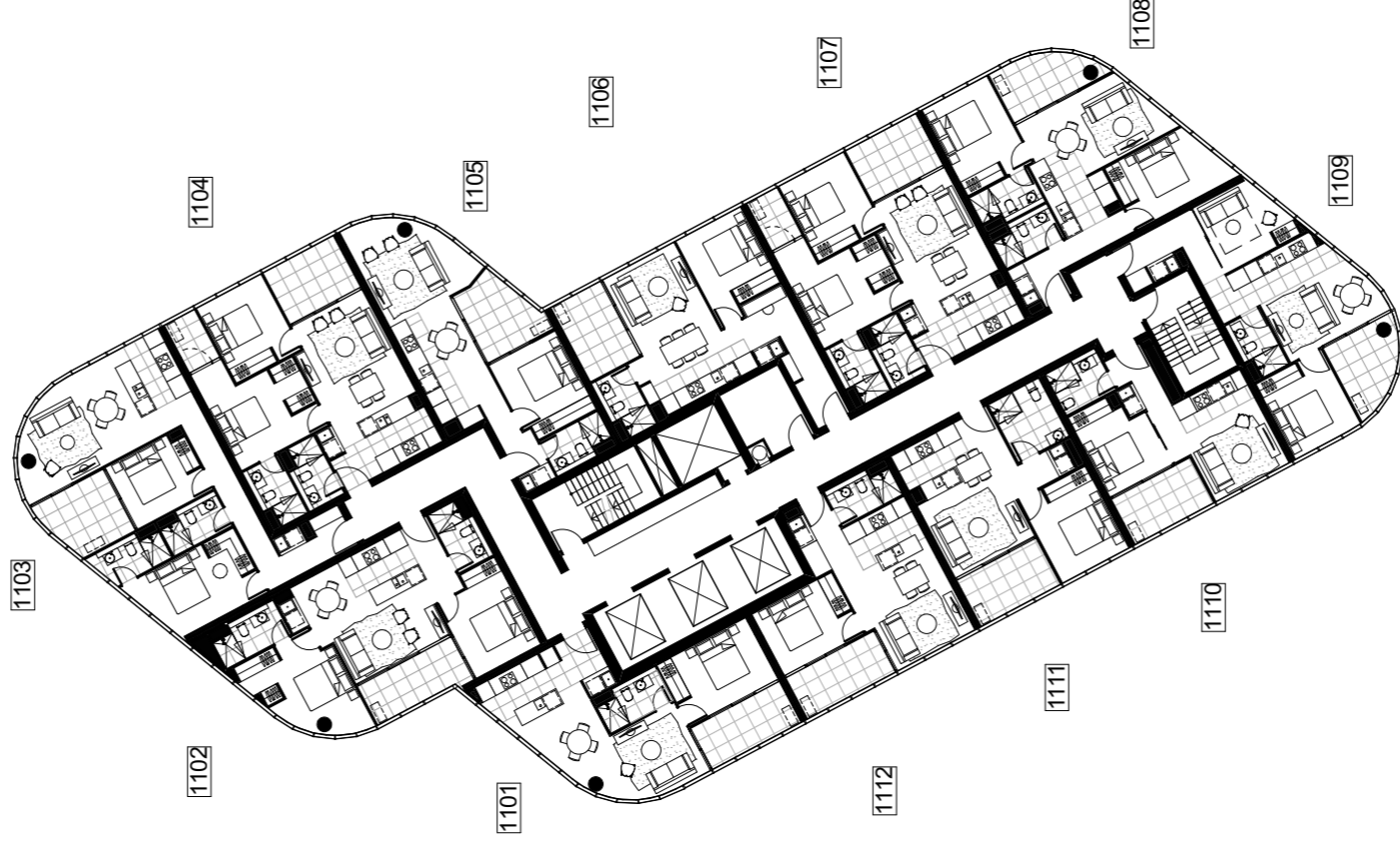
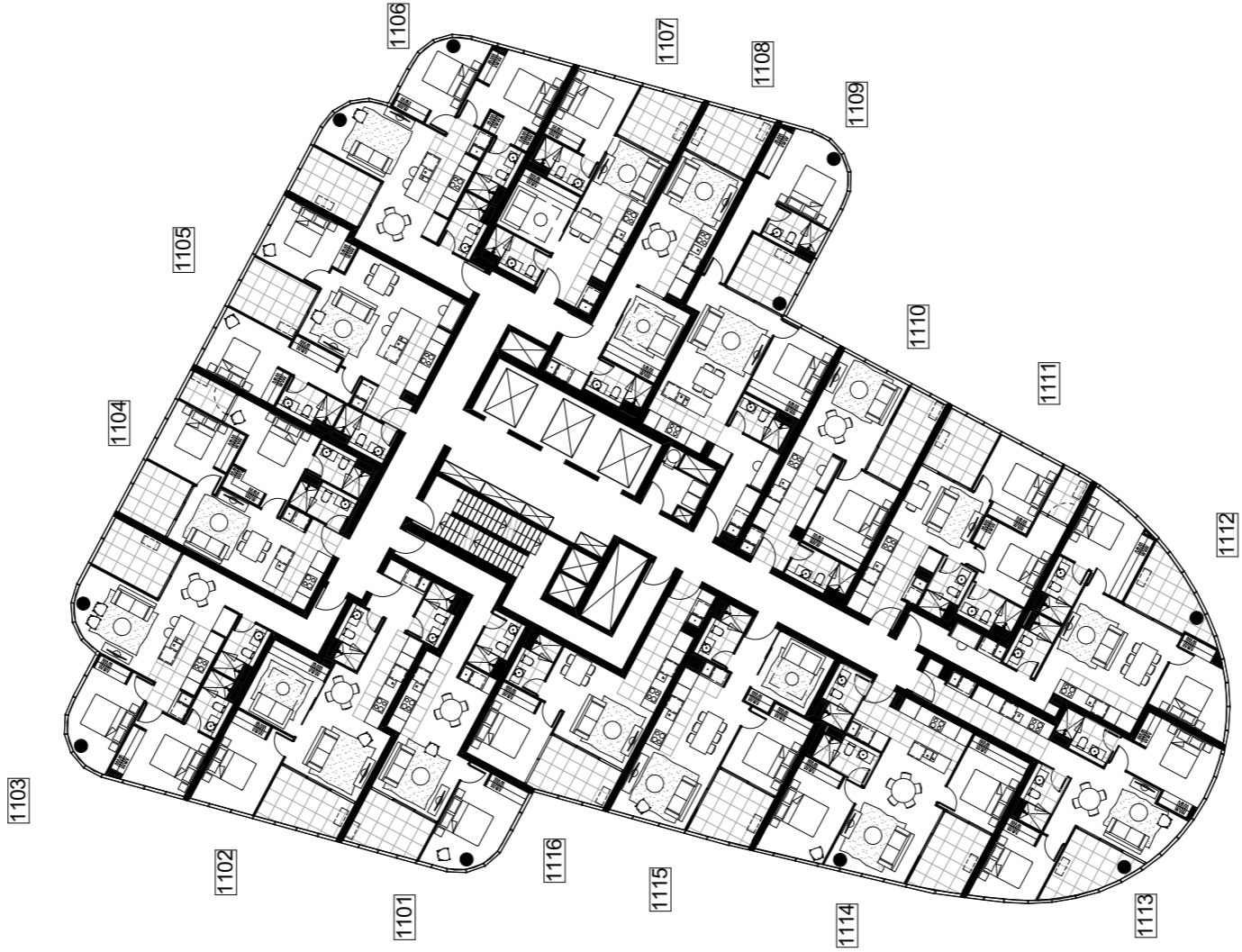
FENDER KATSALIDIS

Whilst we endeavour to ensure the contents of these plans are correct at the time of printing, the information they contain is to be used as a guide only. Furnishings and floor coverings are for illustrative purposes only and are not shown to scale nor included in the stated price (unless expressly included). The columns shown may vary in diameter throughout the Building. All areas are provided in accordance with the Method of Measurement for Residential Property provided by the Property Council of Australia. The plans were completed prior to the completion of final design, engineering and construction of the Building, therefore design, engineering, dimensions, fittings, finishes and specifications are subject to change without notice in accordance with the provisions of the Contract of Sale.



T2B

T2A



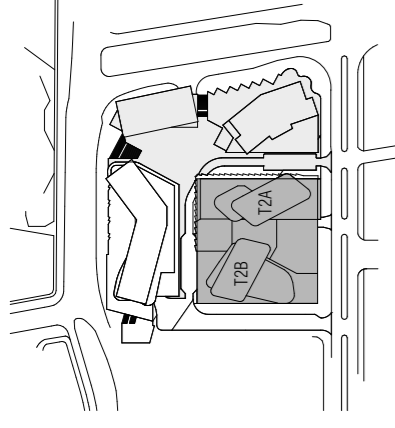
DRAFT
NOTE: ALL LAYOUTS SUBJECT
TO STRUCTURAL / SERVICES
REQUIREMENTS

DWG NO
MK ST2-1011

DWG TITLE
LEVEL 11 MKT FLOOR PLAN

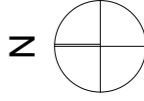
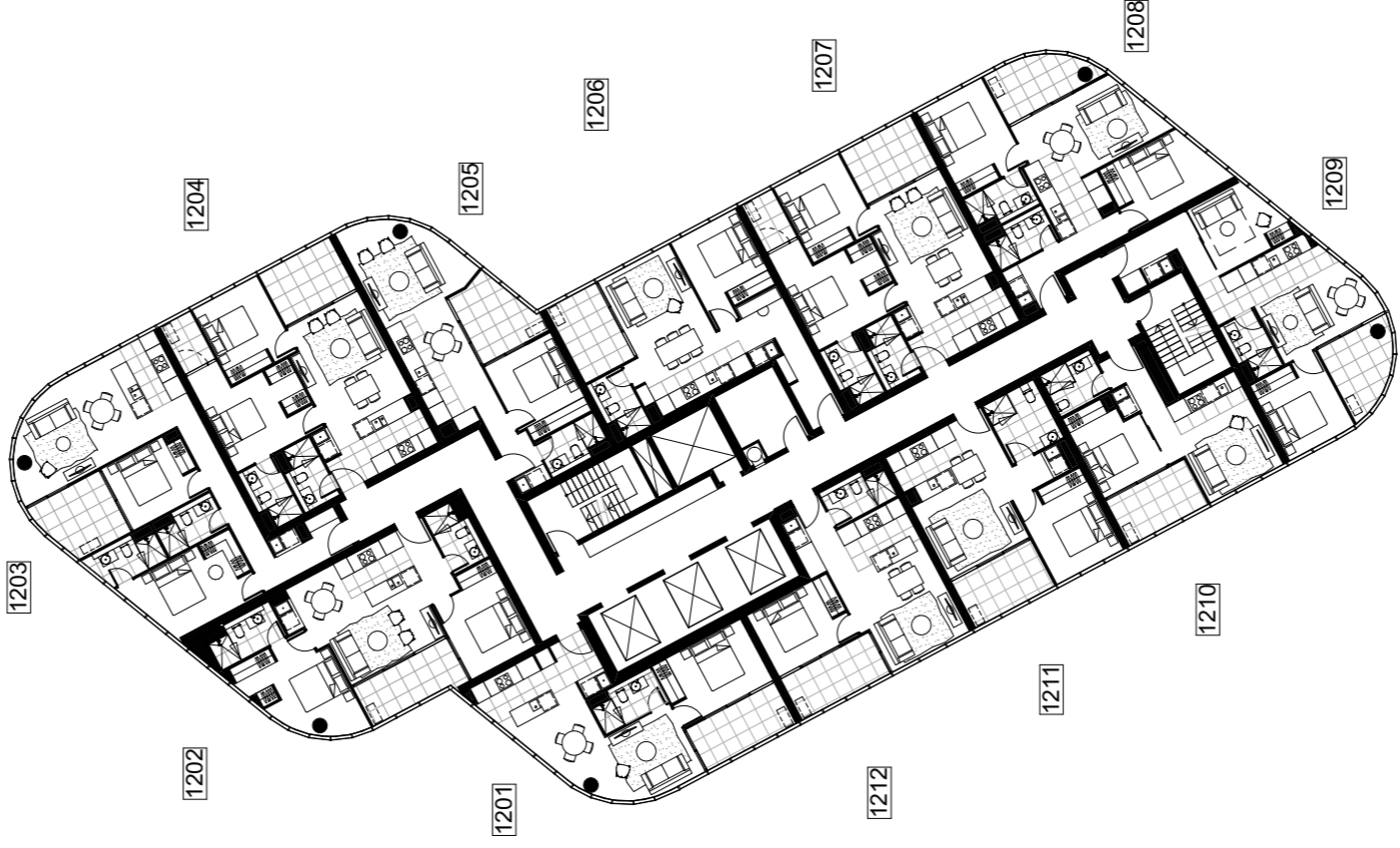
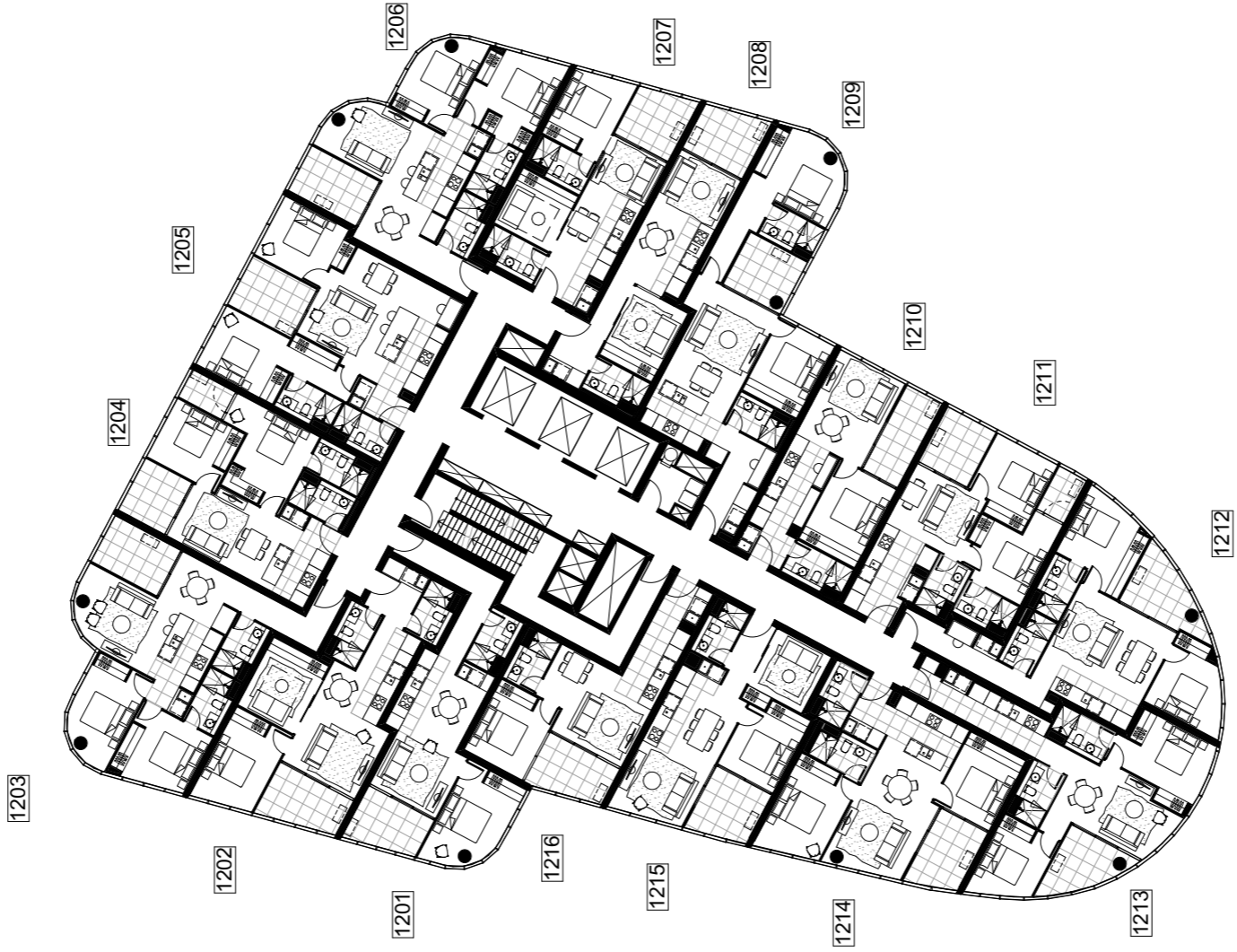
REVISION
REV. -

DATE
03.04.2018



T2B

T2A



DRAFT
NOTE: ALL LAYOUTS SUBJECT
TO STRUCTURAL / SERVICES
REQUIREMENTS

DWG NO
MK ST2-1012

DWG TITLE
LEVEL 12 MKT FLOOR PLAN

REVISION
REV. -

DATE
03.04.2018

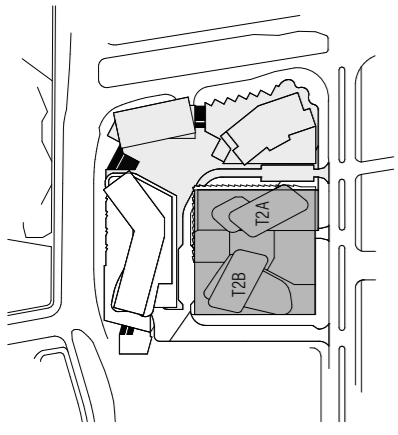
GEOCON
BUILDING-CANBERRA

BIM Server: Bimserver9 - BIM Server 2015/06/5 Section 200 Canberra/15065 General ST02

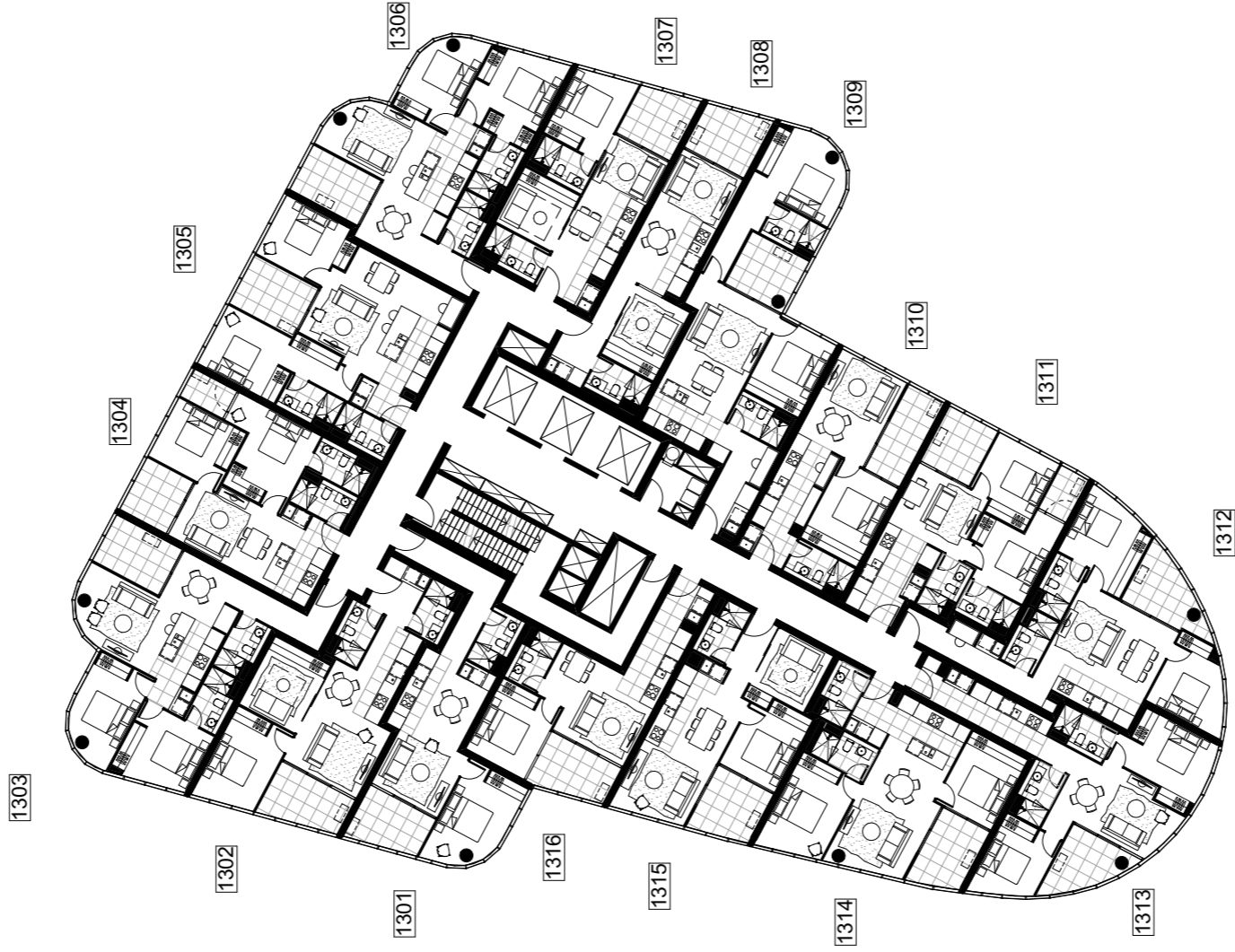
PRINT DATE: 19.04.2018

Whilst we endeavour to ensure the contents of these plans are correct at the time of printing, the information they contain is to be used as a guide only. Furnishings and floor coverings are for illustrative purposes only and are not shown to scale nor included in the stated price (unless expressly included). The columns shown may vary in diameter throughout the Building. All areas are provided in accordance with the Method of Measurement for Residential Property provided by the Property Council of Australia. The plans were completed prior to the completion of final design, engineering and construction of the Building, therefore design, engineering, dimensions, fittings, finishes and specifications are subject to change without notice in accordance with the provisions of the Contract of Sale.

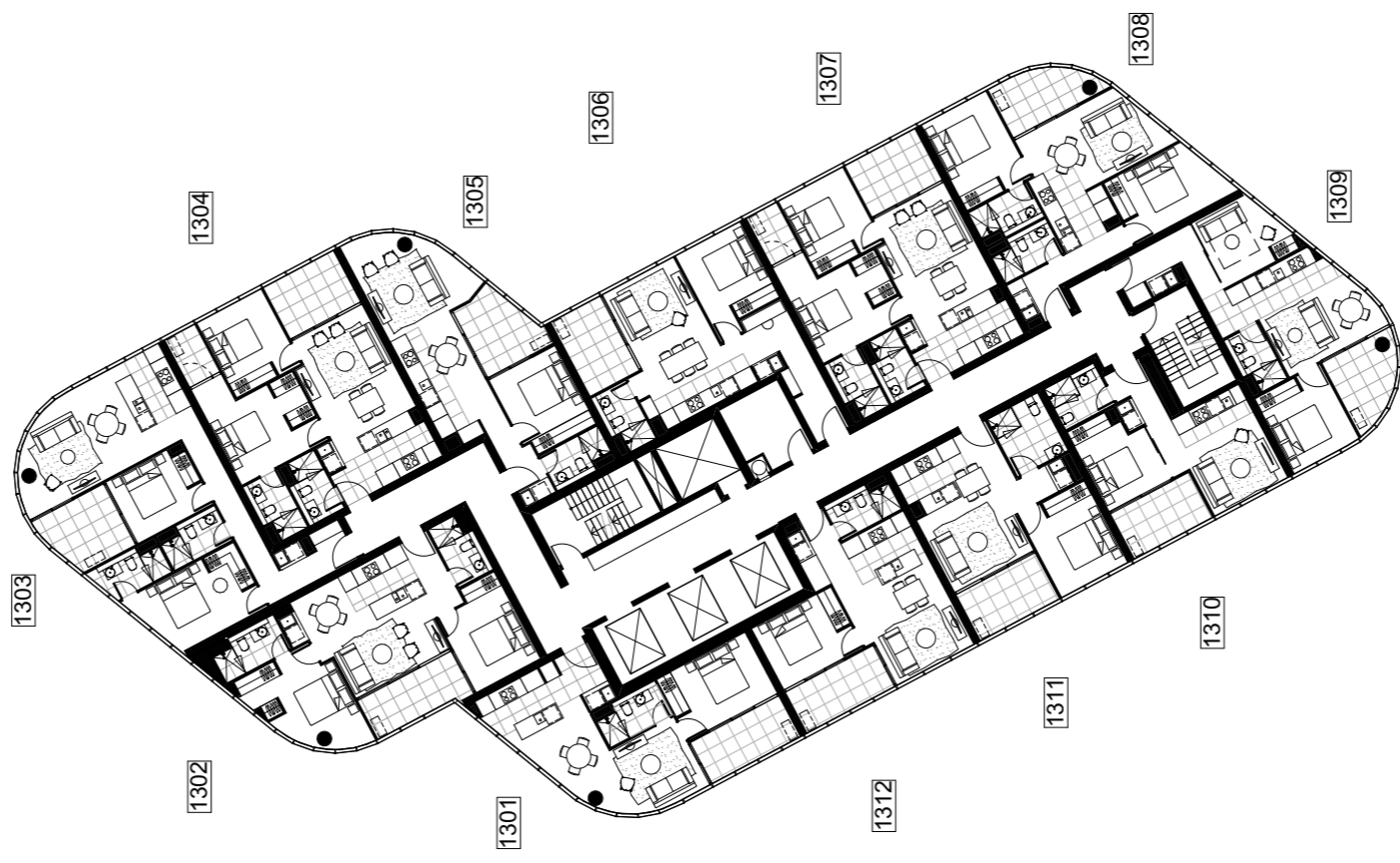
FENDER KATSALIDIS



T2B



T2A



DRAFT
NOTE: ALL LAYOUTS SUBJECT
TO STRUCTURAL / SERVICES
REQUIREMENTS

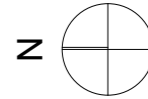
DWG NO. MK ST2-1013
DWG TITLE LEVEL 13 MKT FLOOR PLAN
REVISION REV. -

DATE 03.04.2018

BM Server: Bimsave6 - BM Server 2015065 Sector: 200 Canberra 13065 General: ST2

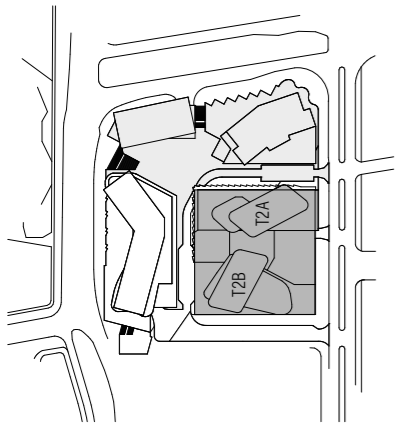
GEOCON
BUILDING CANBERRA

PRINT DATE: 19.04.2018

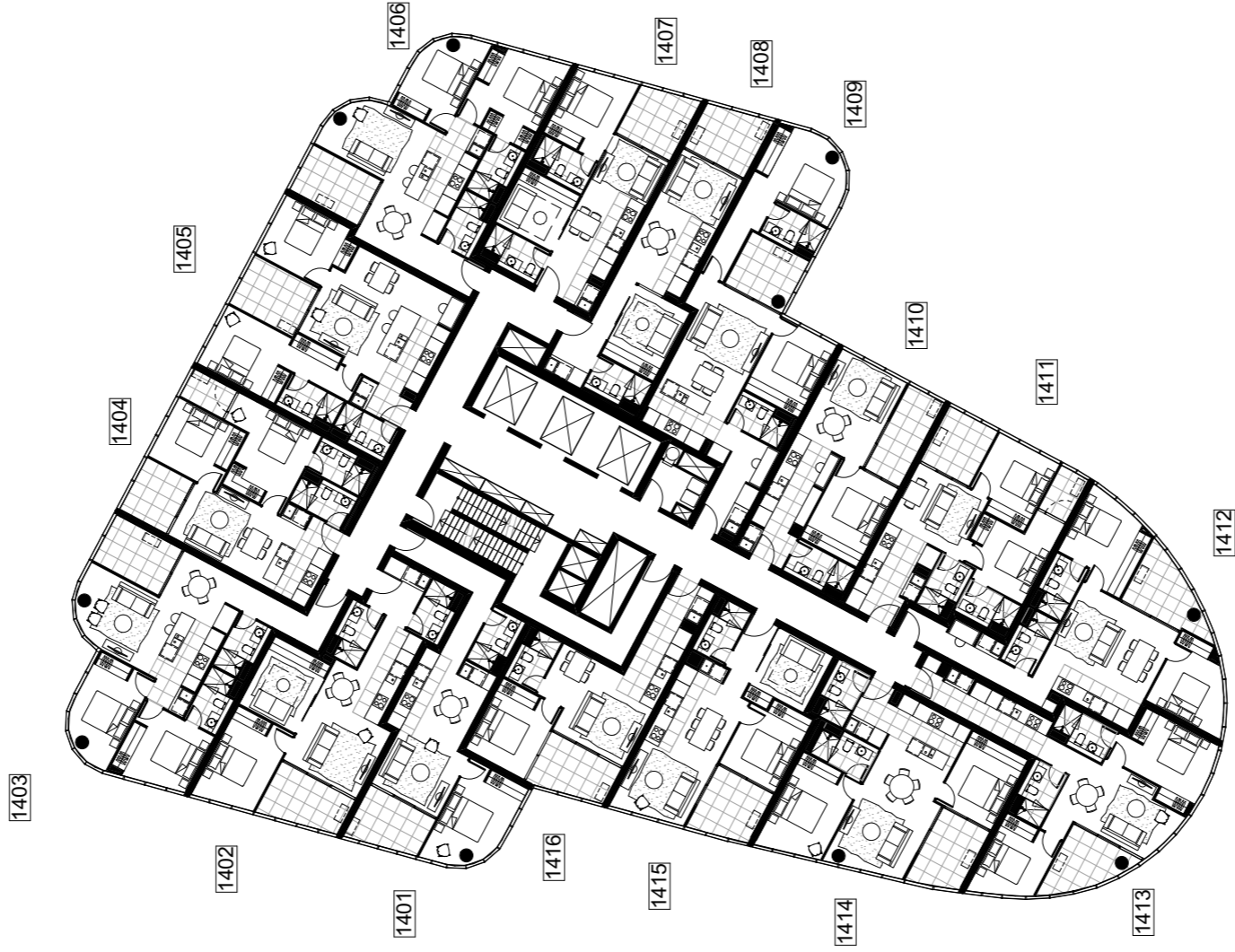


FENDER KATSALIDIS

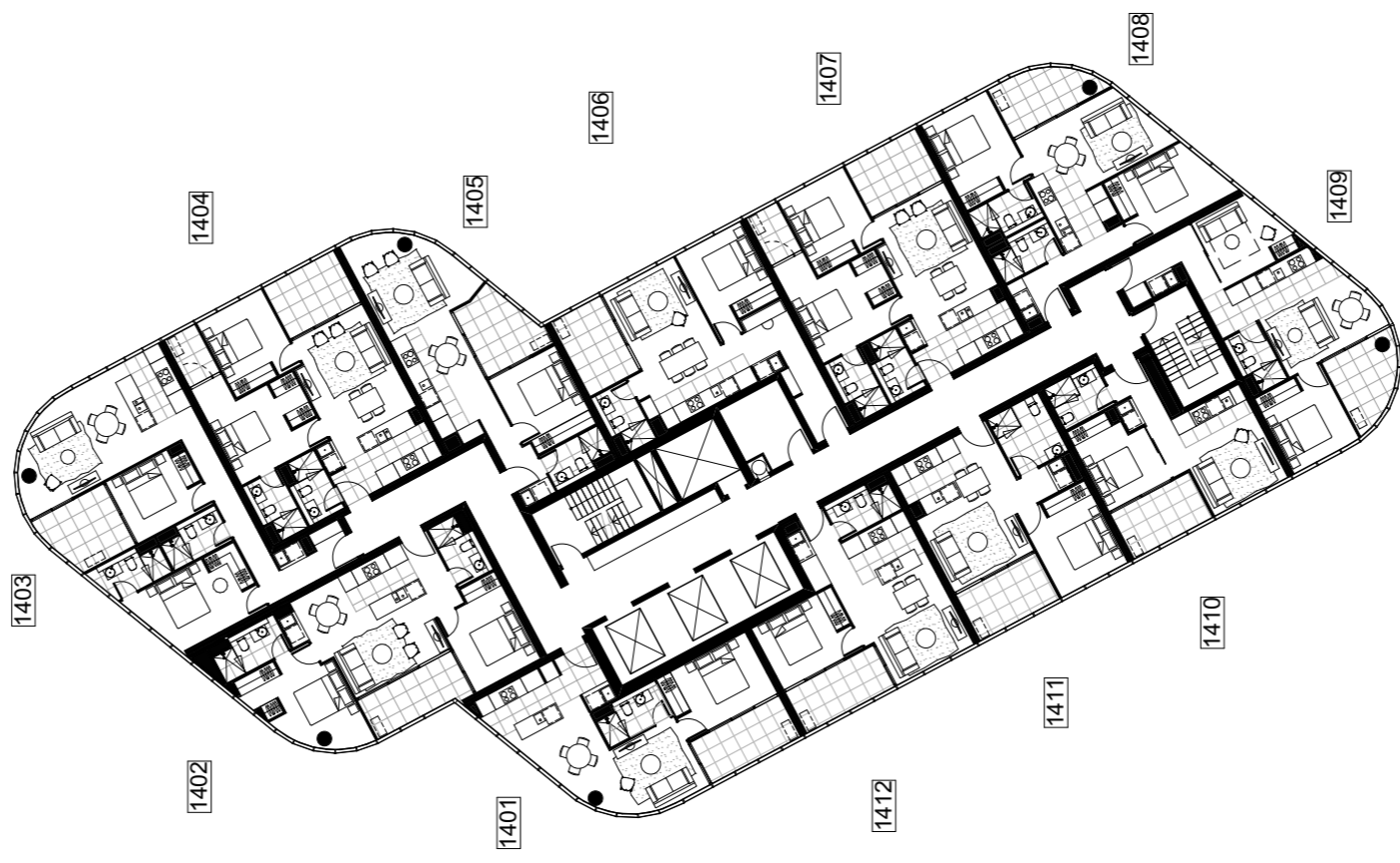
Whilst we endeavour to ensure the contents of these plans are correct at the time of printing, the information they contain is to be used as a guide only. Furnishings and floor coverings are for illustrative purposes only, are not shown to scale nor included in the stated price (unless expressly included). The columns shown may vary in diameter throughout the Building. All areas are provided in accordance with the Method of Measurement for Residential Property provided by the Property Council of Australia. The plans were completed prior to the completion of final design, engineering and construction of the Building, therefore design, engineering, dimensions, fittings, finishes and specifications are subject to change without notice in accordance with the provisions of the Contract of Sale.



T2B



T2A



DRAFT
NOTE: ALL LAYOUTS SUBJECT
TO STRUCTURAL / SERVICES
REQUIREMENTS

DWG NO
MK ST2-1014

DWG TITLE
LEVEL 14 MKT FLOOR PLAN

REVISION
REV. -

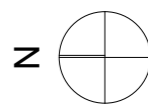
DATE
03.04.2018

BM Server: Bimsaved - BM Server 2015065 Sector 200 Canberra 15065 General ST2

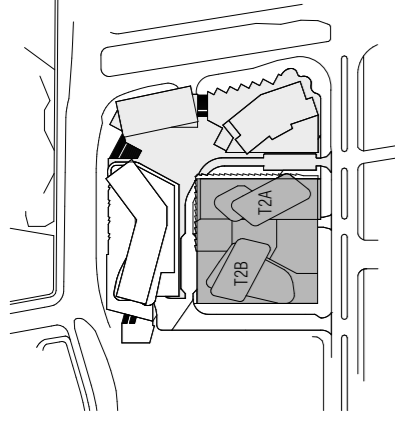
PRINT DATE: 19.04.2018

0 M 10 M

FENDER KATSALIDIS

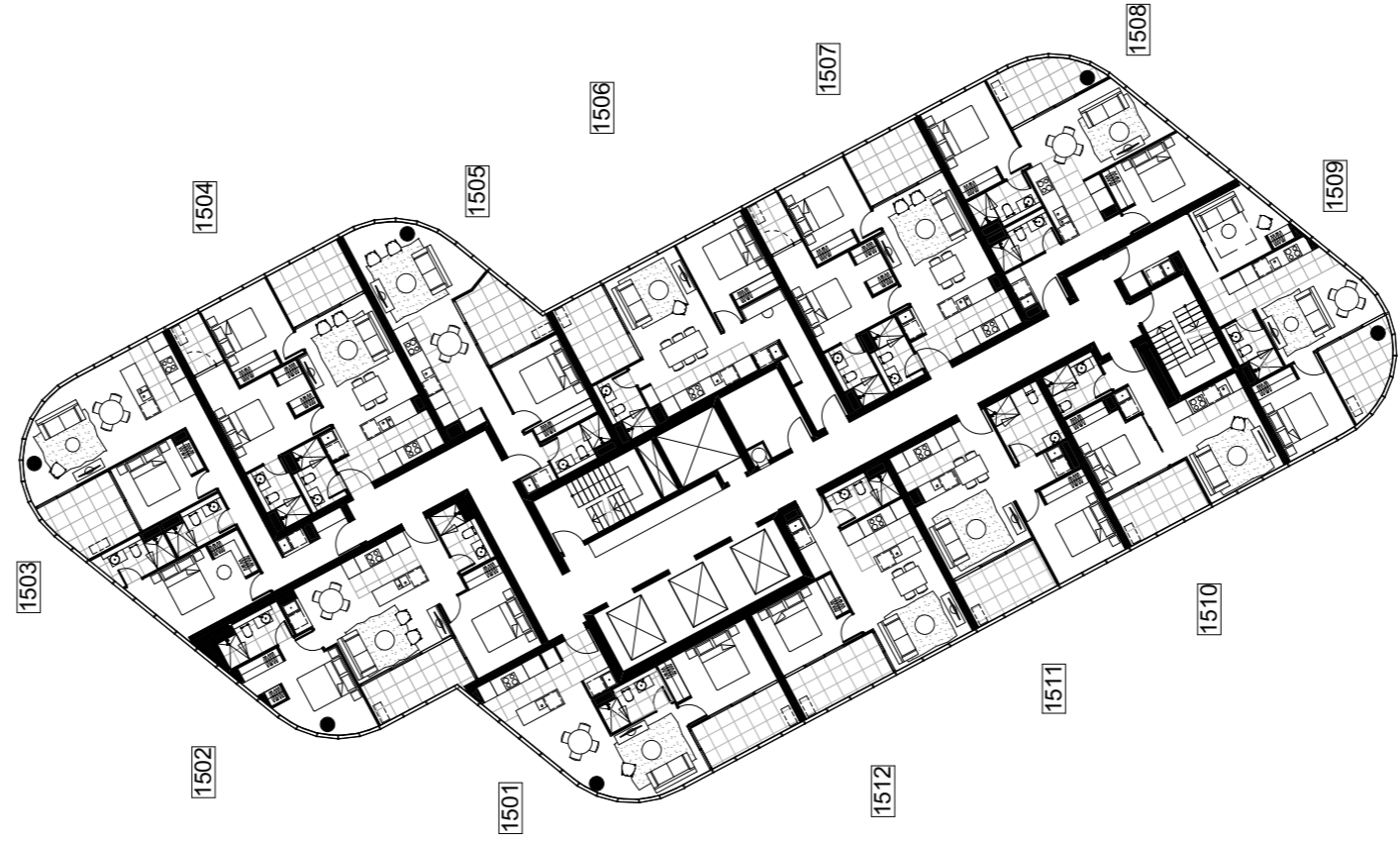
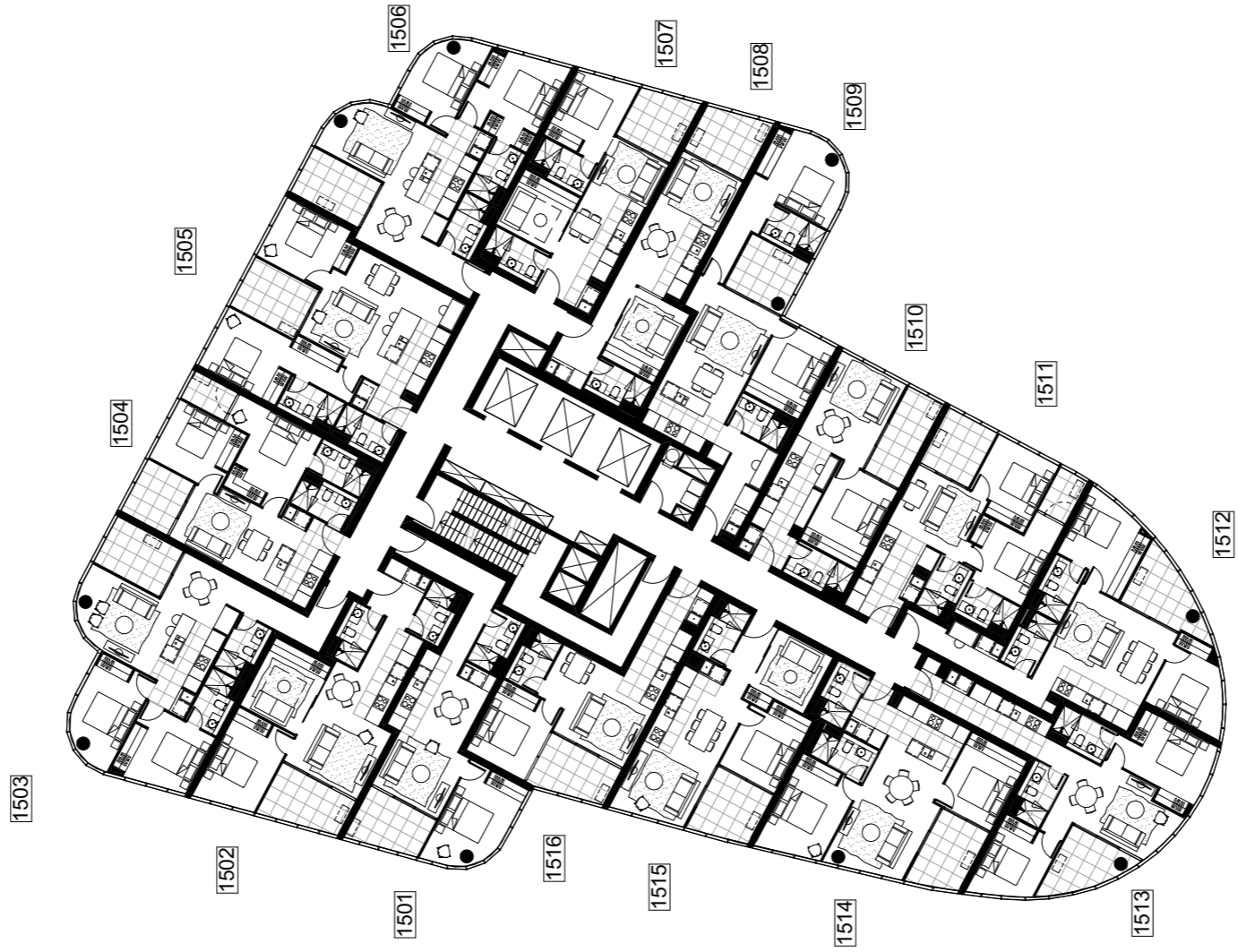


Whilst we endeavour to ensure the contents of these plans are correct at the time of printing, the information they contain is to be used as a guide only. Furnishings and floor coverings are for illustrative purposes only, are not shown to scale nor included in the stated price (unless expressly included). The columns shown may vary in diameter throughout the Building. All areas are provided in accordance with the Method of Measurement for Residential Property provided by the Property Council of Australia. The plans were completed prior to the completion of final design, engineering and construction of the Building, therefore design, engineering, dimensions, fittings, finishes and specifications are subject to change without notice in accordance with the provisions of the Contract of Sale.



T2B

T2A



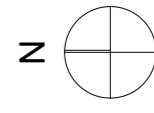
DRAFT
NOTE: ALL LAYOUTS SUBJECT
TO STRUCTURAL / SERVICES
REQUIREMENTS

DWG NO
MK ST2-1015

DWG TITLE
LEVEL 15 MKT FLOOR PLAN

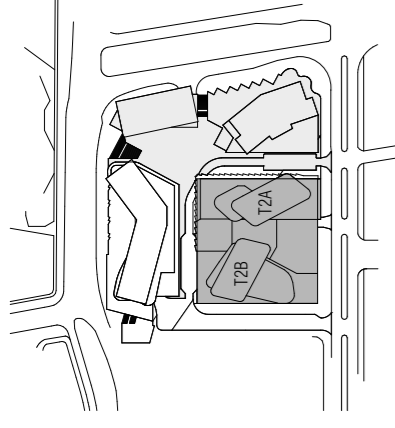
REVISION
REV. -

DATE
03.04.2018



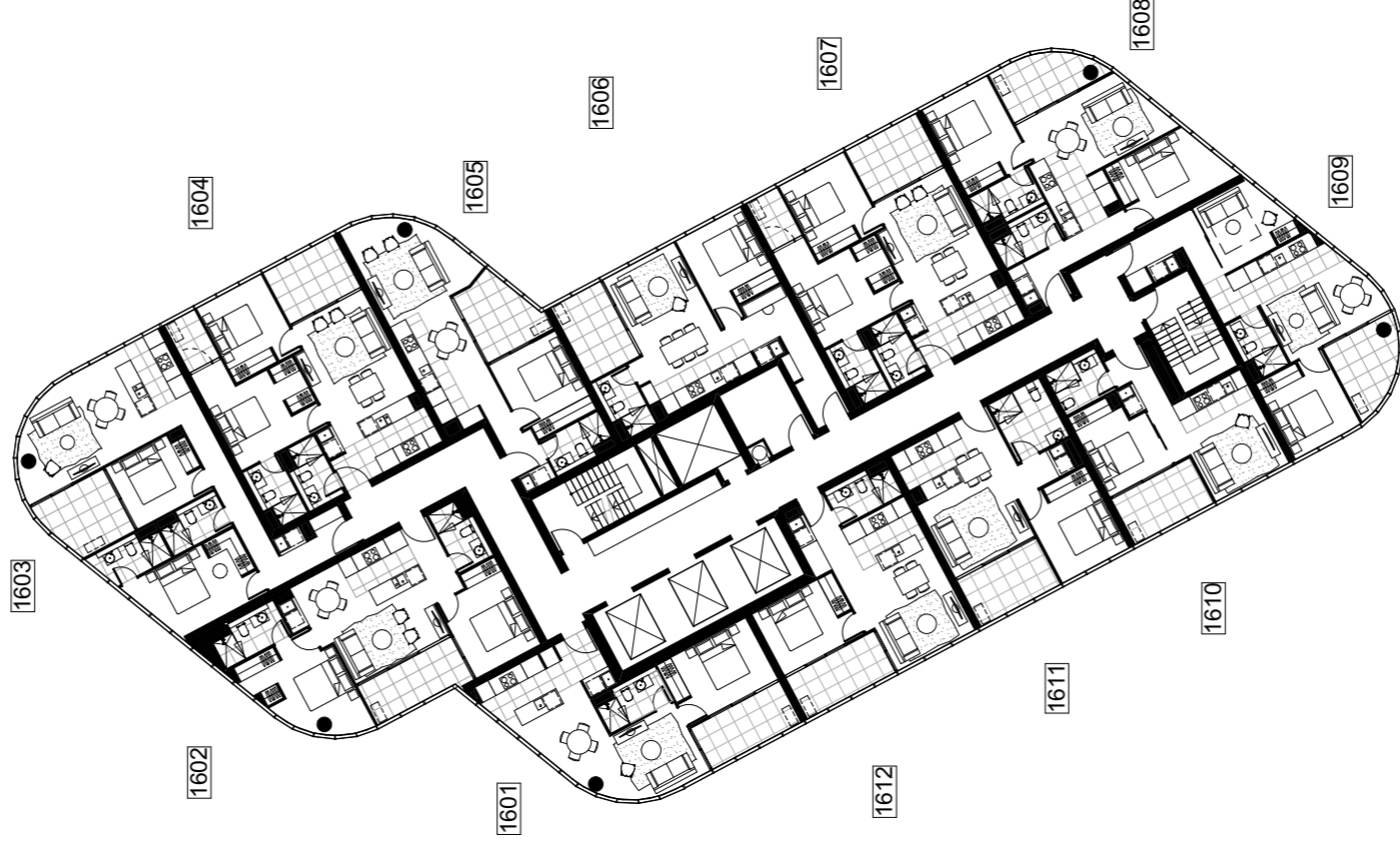
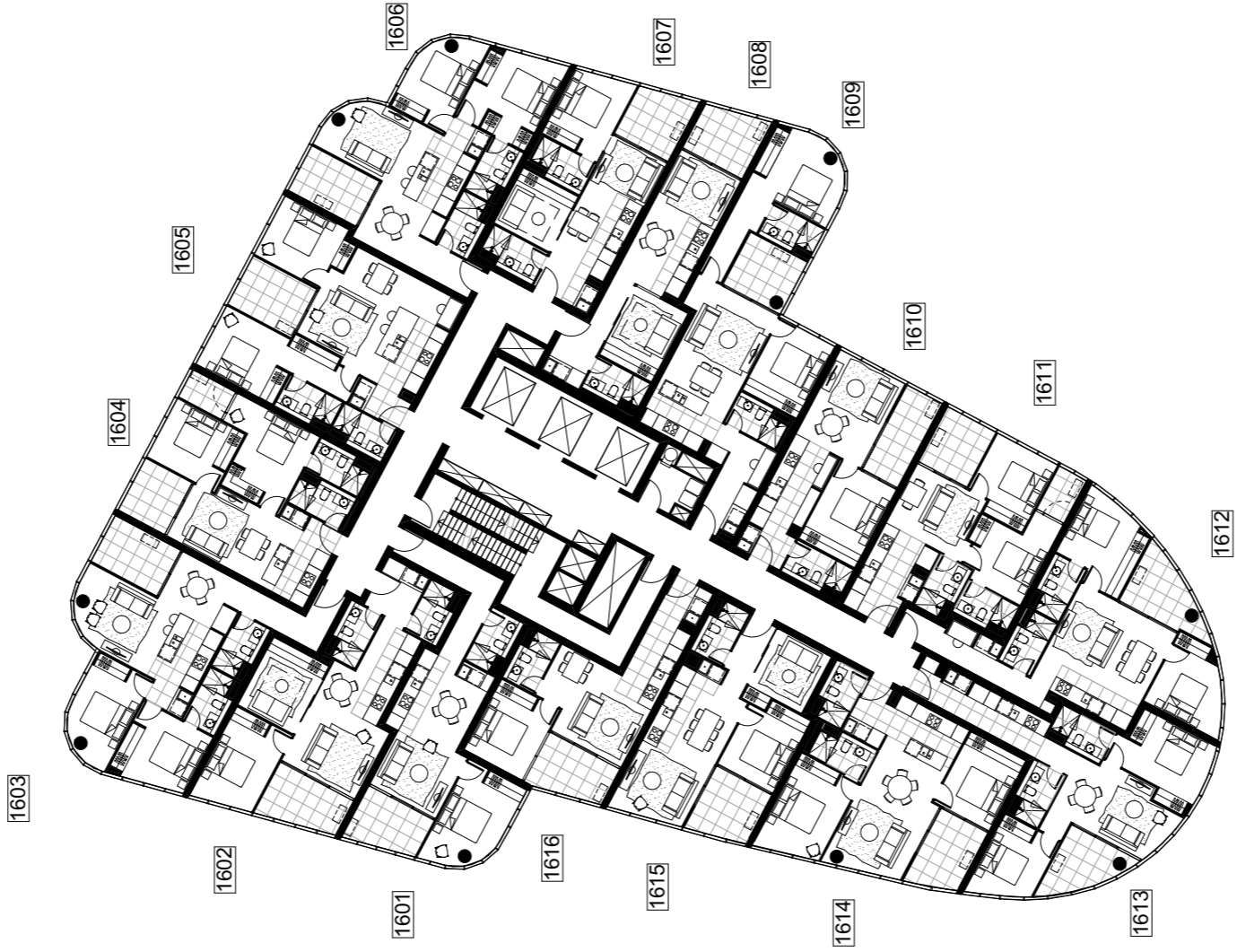
FENDER KATSALIDIS

Whilst we endeavour to ensure the contents of these plans are correct at the time of printing, the information they contain is to be used as a guide only. Furnishings and floor coverings are for illustrative purposes only and are not shown to scale nor included in the stated price (unless expressly included). The columns shown may vary in diameter throughout the Building. All areas are provided in accordance with the Method of Measurement for Residential Property provided by the Property Council of Australia. The plans were completed prior to the completion of final design, engineering and construction of the Building, therefore design, engineering, dimensions, finishes and specifications are subject to change without notice in accordance with the provisions of the Contract of Sale.



T2B

T2A



DRAFT
NOTE: ALL LAYOUTS SUBJECT
TO STRUCTURAL / SERVICES
REQUIREMENTS

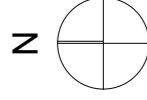
DWG NO. MK ST2-1016
DWG TITLE LEVEL 16 MKT FLOOR PLAN
REVISION REV. -

DATE 03.04.2018

GEOCON
BUILDING-CANBERRA

BIM Server: Bimserver9 - BIM Server 2015/06/5 Section 200 Canberra/15065 General ST02

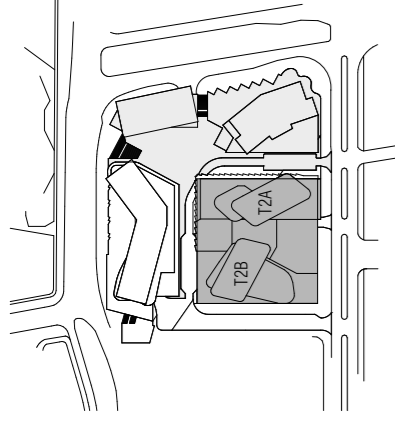
PRINT DATE: 19.04.2018



0 5M 10M

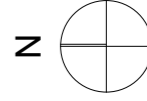
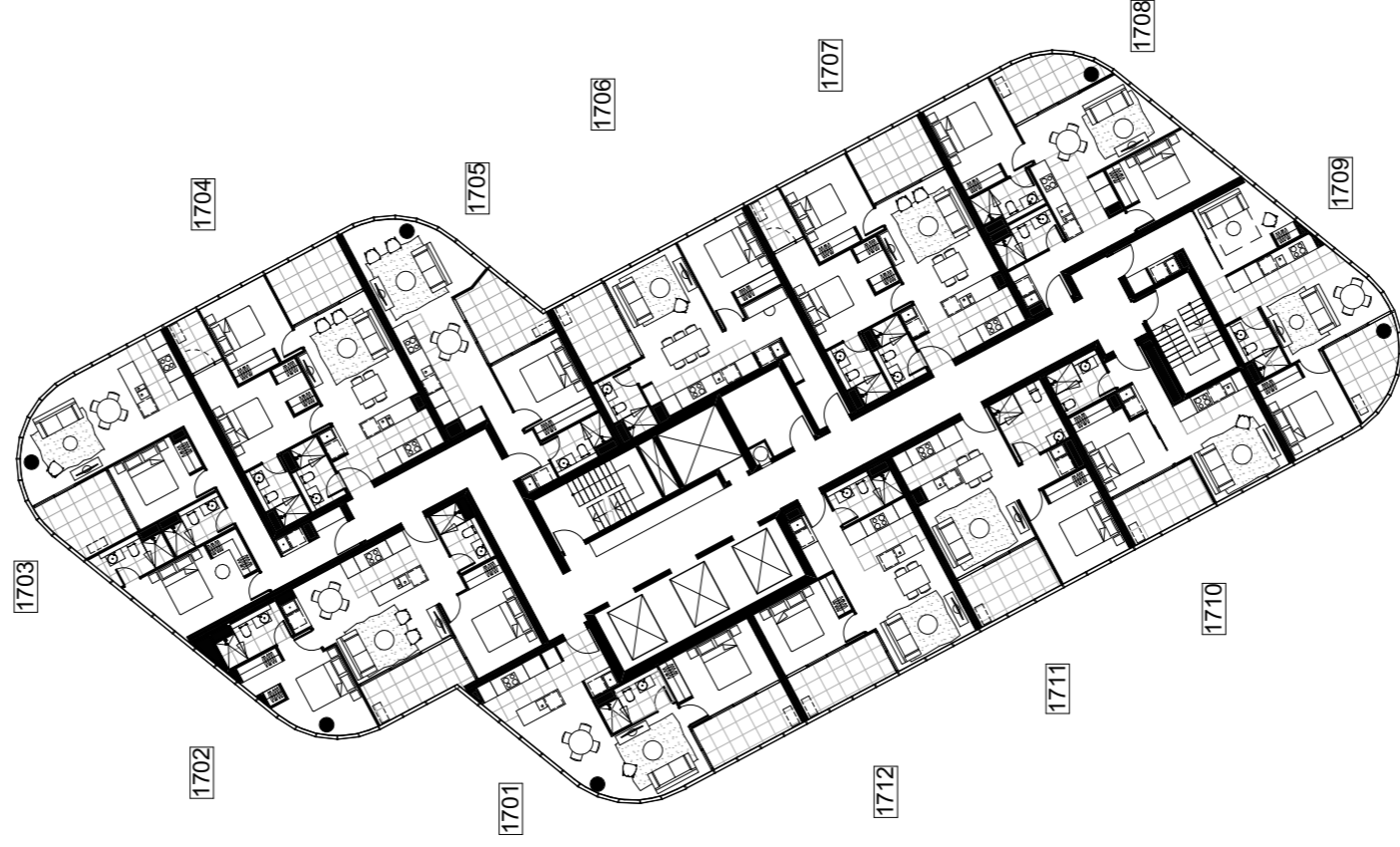
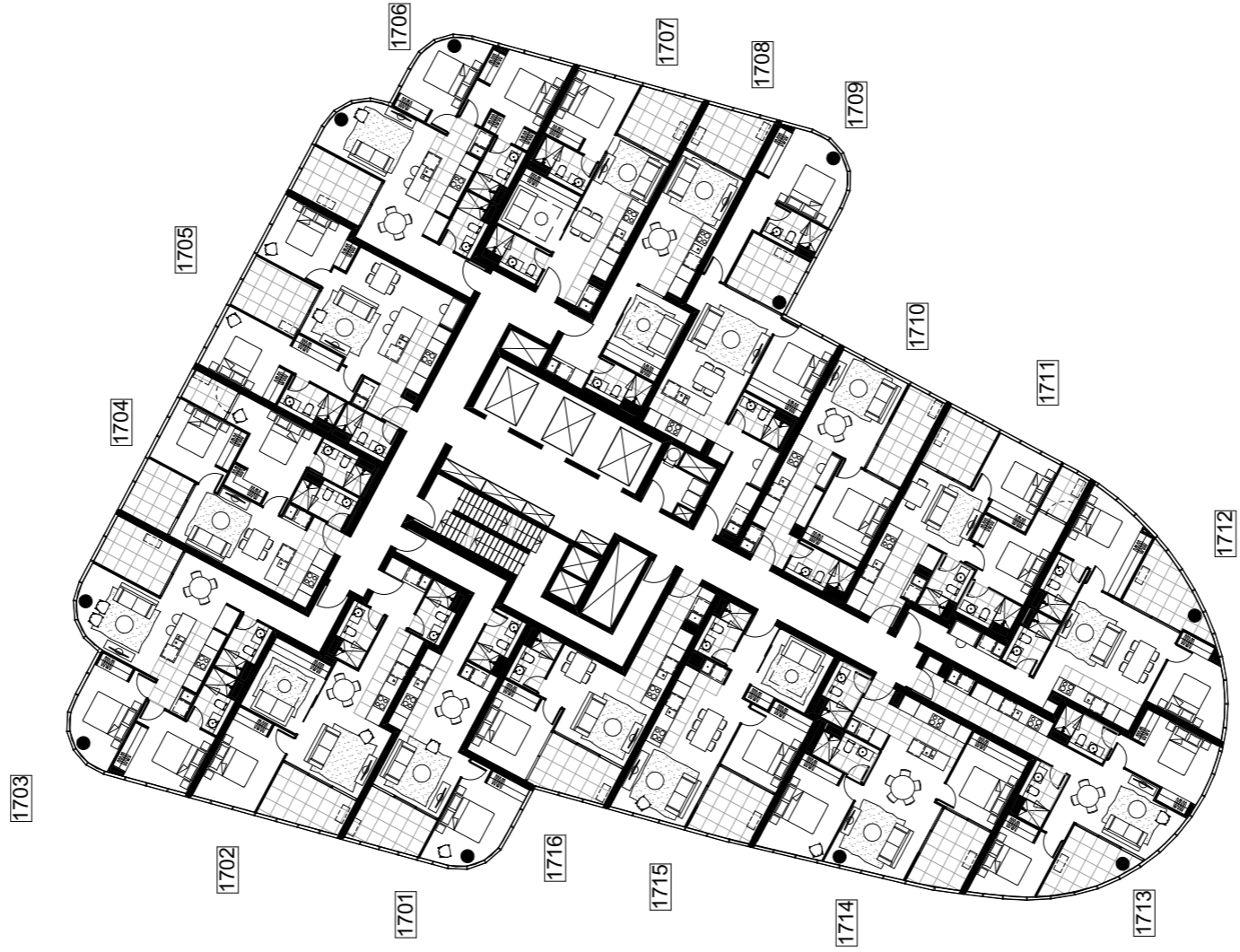
FENDER KATSALIDIS

Whilst we endeavour to ensure the contents of these plans are correct at the time of printing, the information they contain is to be used as a guide only. Furnishings and floor coverings are for illustrative purposes only and are not shown to scale nor included in the stated price (unless expressly included). The columns shown may vary in diameter throughout the Building. All areas are provided in accordance with the Method of Measurement for Residential Property provided by the Property Council of Australia. The plans were completed prior to the completion of final design, engineering and construction of the Building, therefore design, engineering, dimensions, fittings, finishes and specifications are subject to change without notice in accordance with the provisions of the Contract of Sale.



T2B

T2A



DRAFT
NOTE: ALL LAYOUTS SUBJECT
TO STRUCTURAL / SERVICES
REQUIREMENTS

DWG NO
MK ST2-1017

DWG TITLE
LEVEL 17 MKT FLOOR PLAN

REVISION
REV. -

DATE
03.04.2018

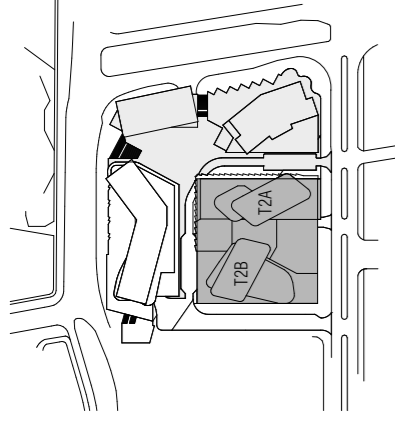
GEOCON
BUILDING-CANBERRA

BIM Server: Bimserver9 - BIM Server: 2015065 Section 200 Canberra\15065 General ST02

PRINT DATE: 19.04.2018

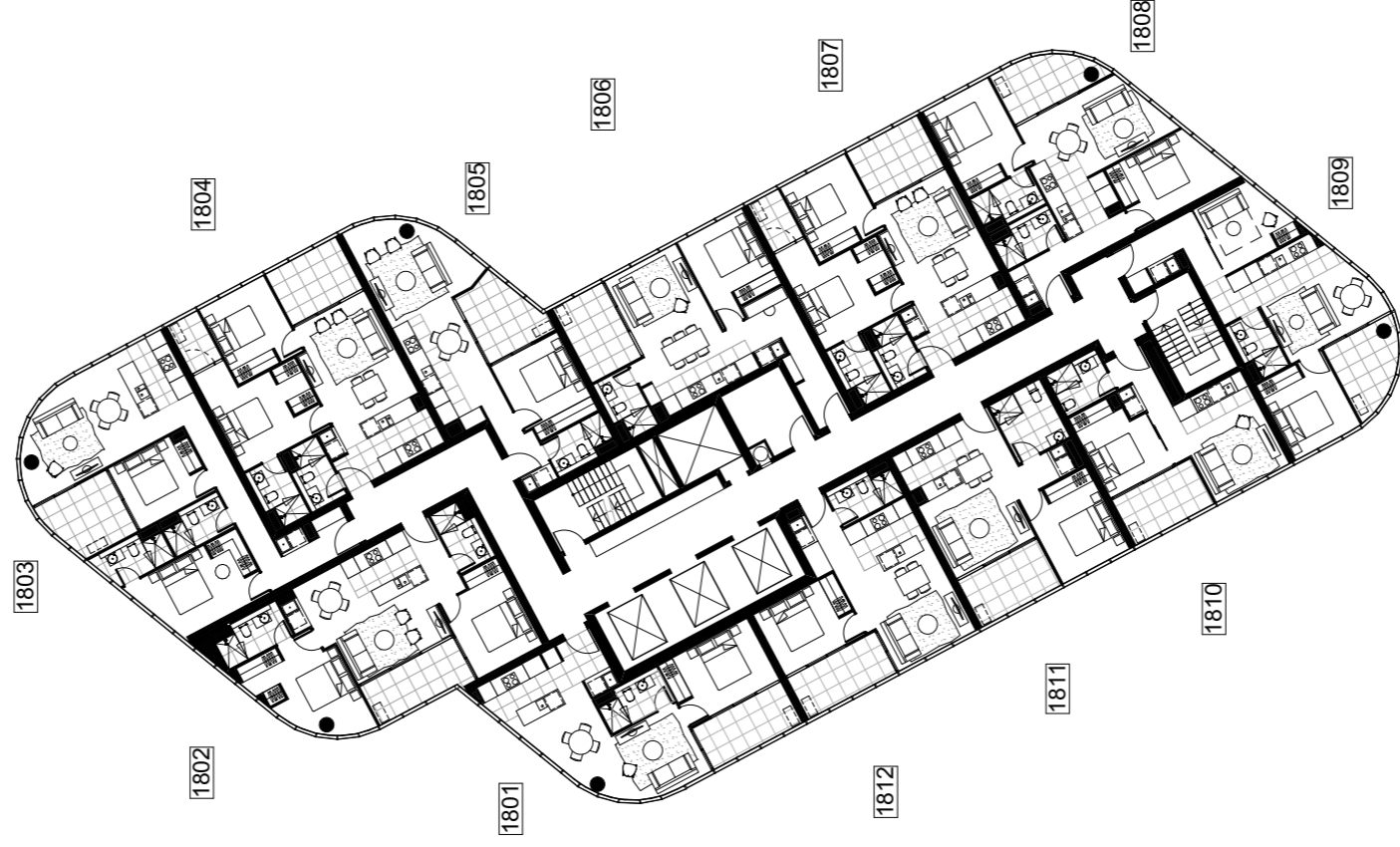
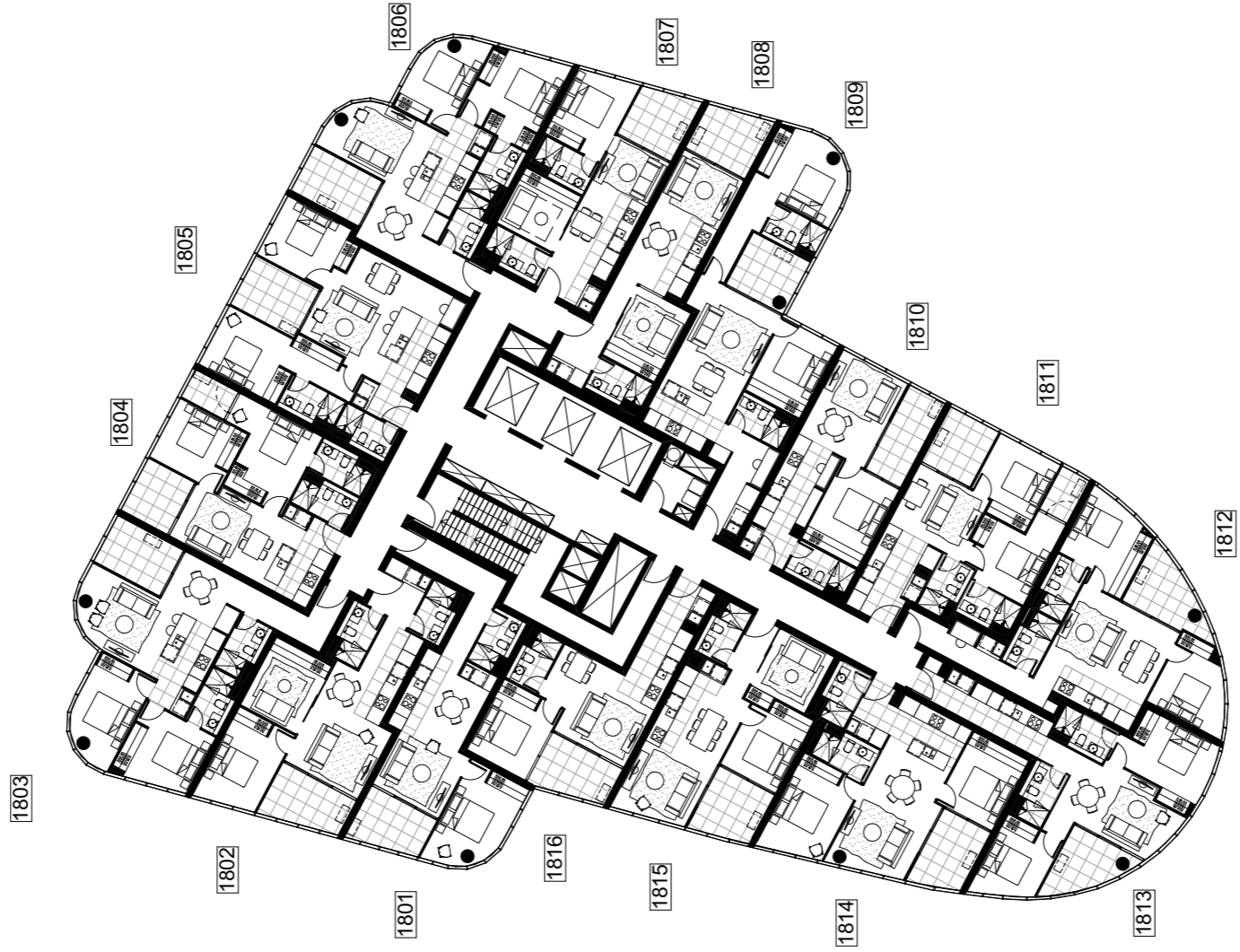
10 M
FENDER KATSALIDIS

Whilst we endeavour to ensure the contents of these plans are correct at the time of printing, the information they contain is to be used as a guide only. Furnishings and floor coverings are for illustrative purposes only and are not shown to scale nor included in the stated price (unless expressly included). The columns shown may vary in diameter throughout the Building. All areas are provided in accordance with the Method of Measurement for Residential Property provided by the Property Council of Australia. The plans were completed prior to the completion of final design, engineering and construction of the Building, therefore design, engineering, dimensions, fittings, finishes and specifications are subject to change without notice in accordance with the provisions of the Contract of Sale.



T2B

T2A



DRAFT

NOTE: ALL LAYOUTS SUBJECT TO STRUCTURAL / SERVICES REQUIREMENTS

DWG NO
MK ST2-1018

DWG TITLE
LEVEL 18 MKT FLOOR PLAN

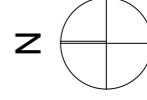
REVISION
REV. -

DATE
03.04.2018

GEOCON
BUILDING CANBERRA

BIM Server: Bimserver9 - BIM Server 2015/065 Section 200 Canberra/15065 General ST02

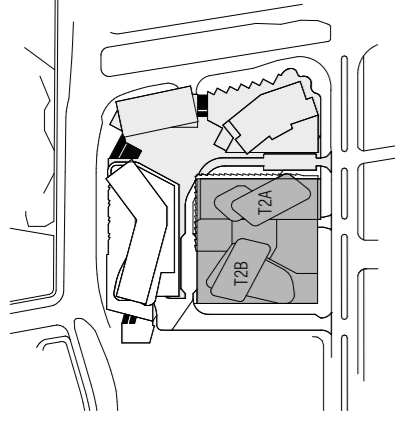
PRINT DATE: 19.04.2018



0 5M 10M

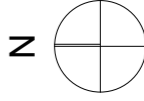
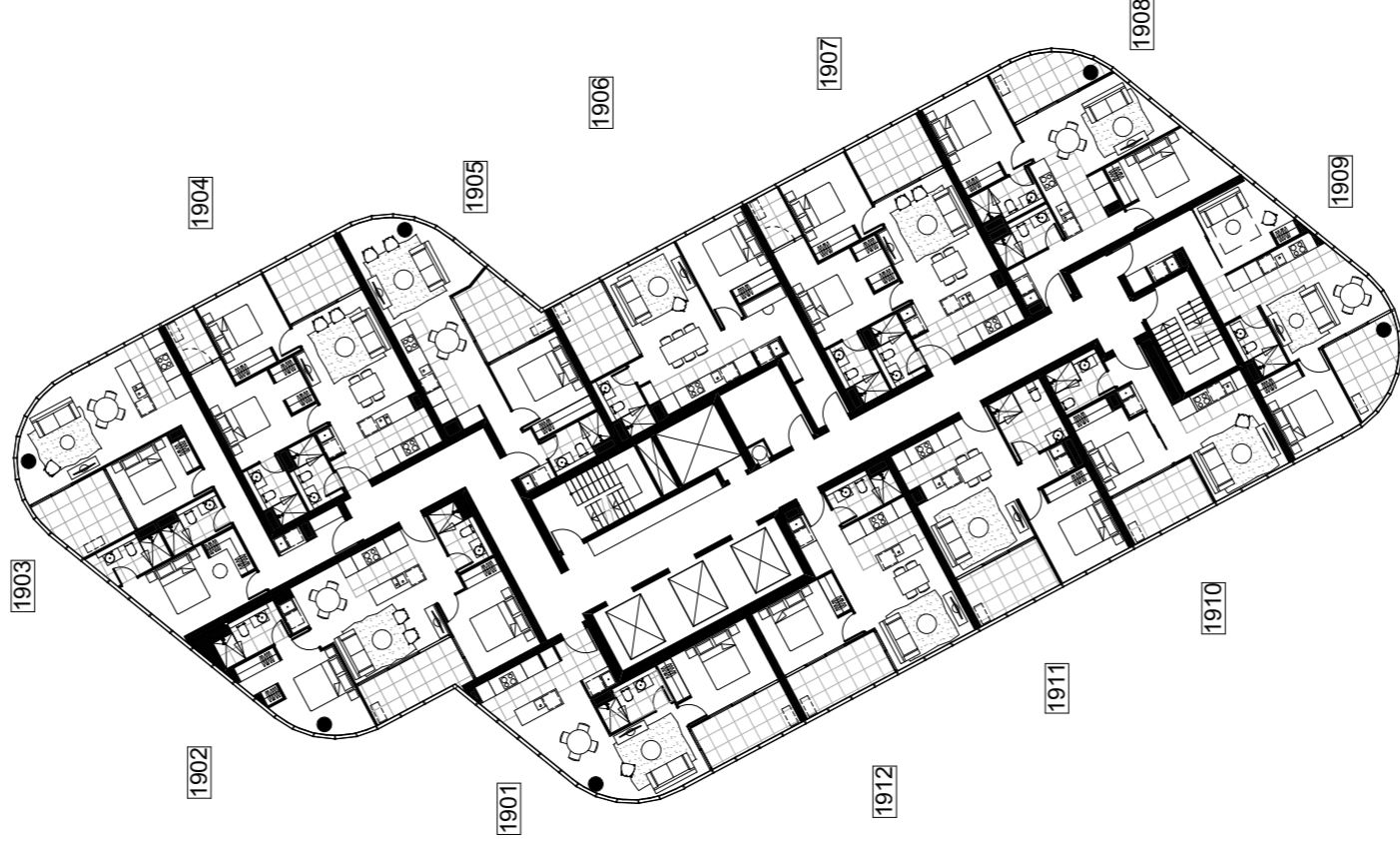
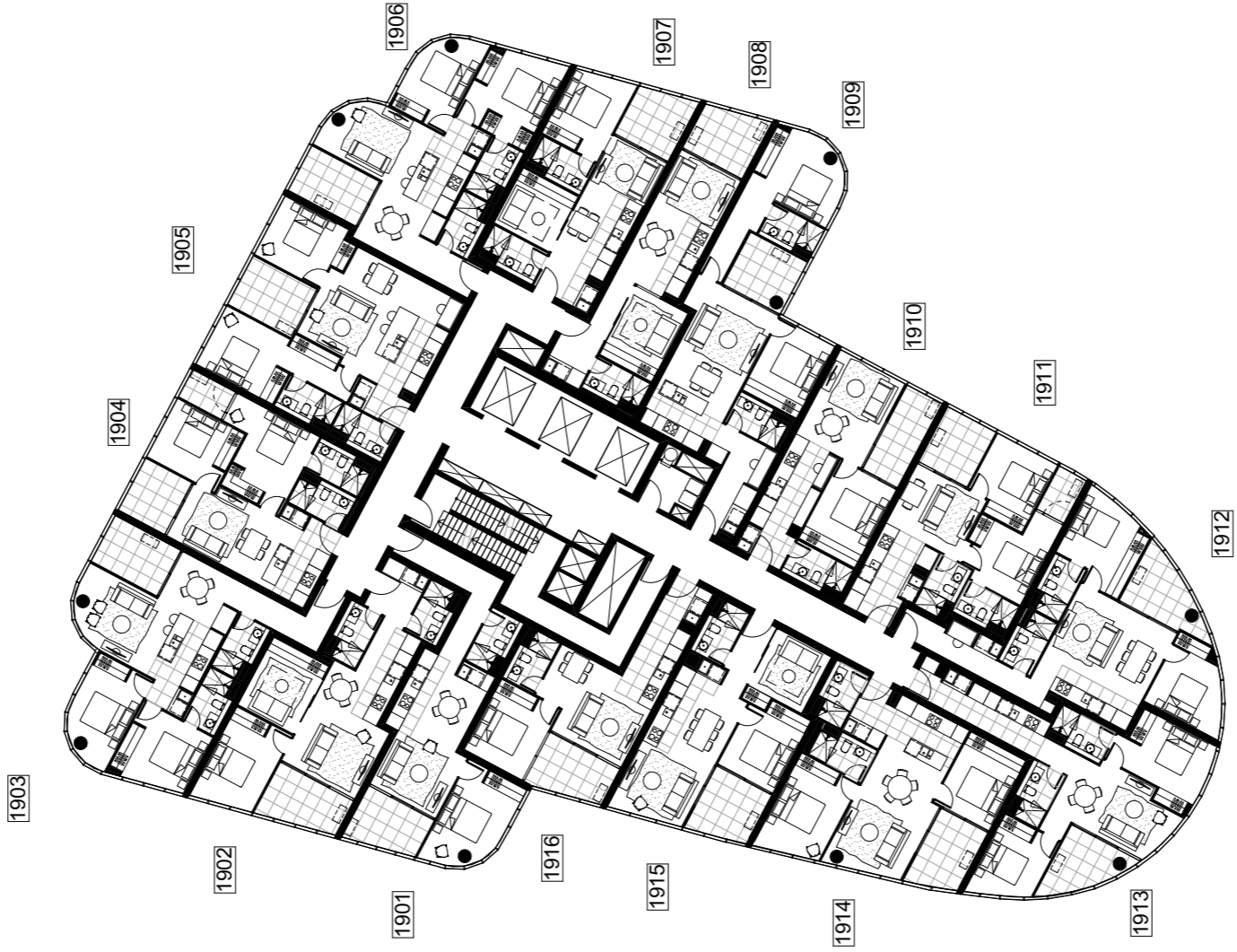
FENDER KATSALIDIS

Whilst we endeavour to ensure the contents of these plans are correct at the time of printing, the information they contain is to be used as a guide only. Furnishings and floor coverings are for illustrative purposes only and are not shown to scale nor included in the stated price (unless expressly included). The columns shown may vary in diameter throughout the Building. All areas are provided in accordance with the Method of Measurement for Residential Property provided by the Property Council of Australia. The plans were completed prior to the completion of final design, engineering and construction of the Building, therefore design, engineering, dimensions, finishes and specifications are subject to change without notice in accordance with the provisions of the Contract of Sale.



T2B

T2A



DRAFT
NOTE: ALL LAYOUTS SUBJECT
TO STRUCTURAL / SERVICES
REQUIREMENTS

DWG NO
MK ST2-1019

DWG TITLE
LEVEL 19 MKT FLOOR PLAN

REVISION
REV. -

DATE
03.04.2018

DWG NO
MK ST2-1019

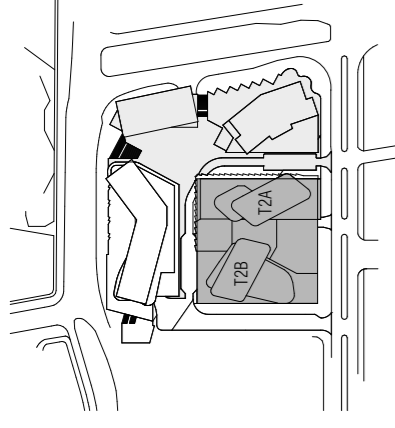
GEOCON
BUILDING CANBERRA

BIM Server: Bimserver9 - BIM Server 2015/06/5 Section 200 Canberra/15065 General ST02

PRINT DATE: 19.04.2018

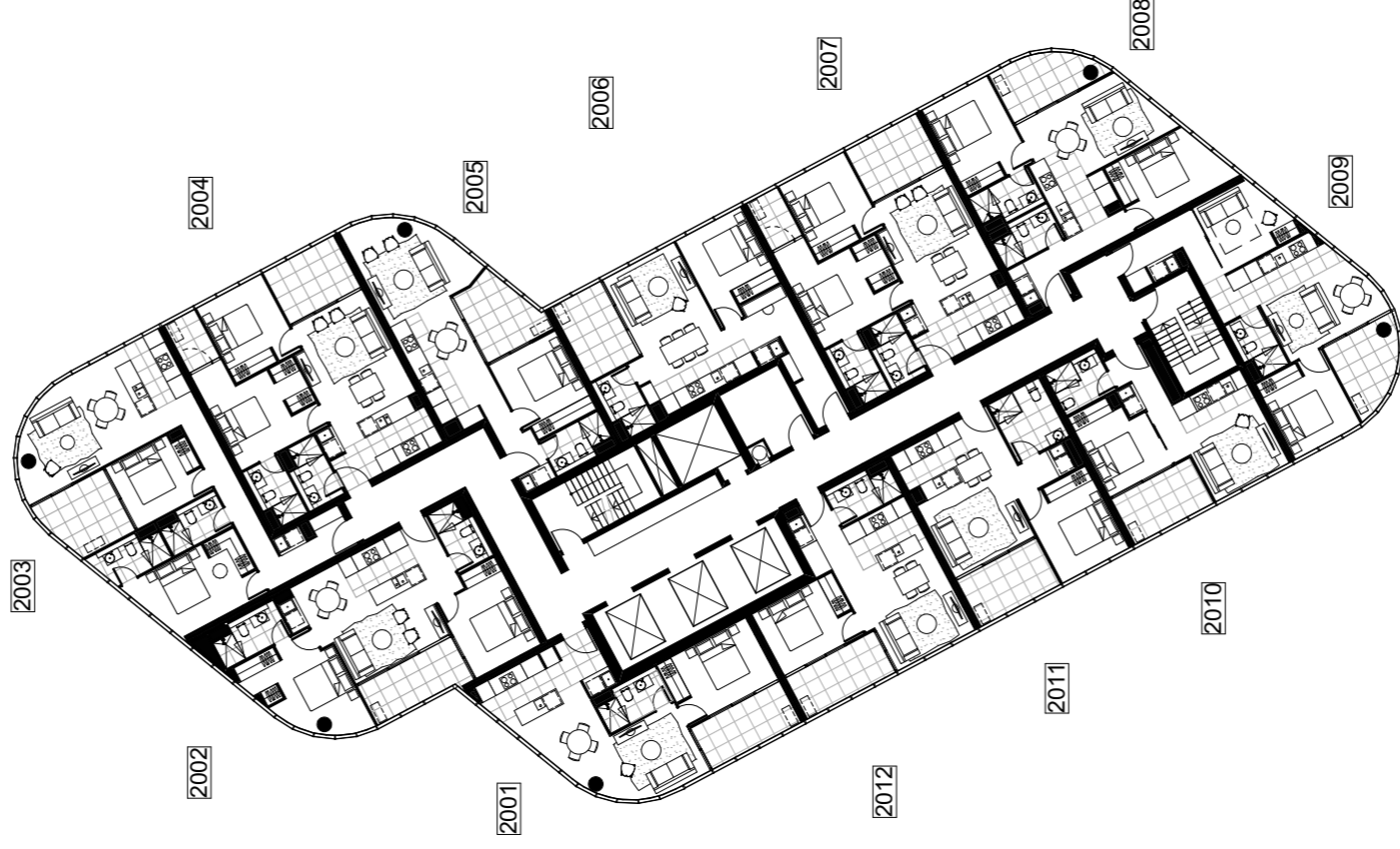
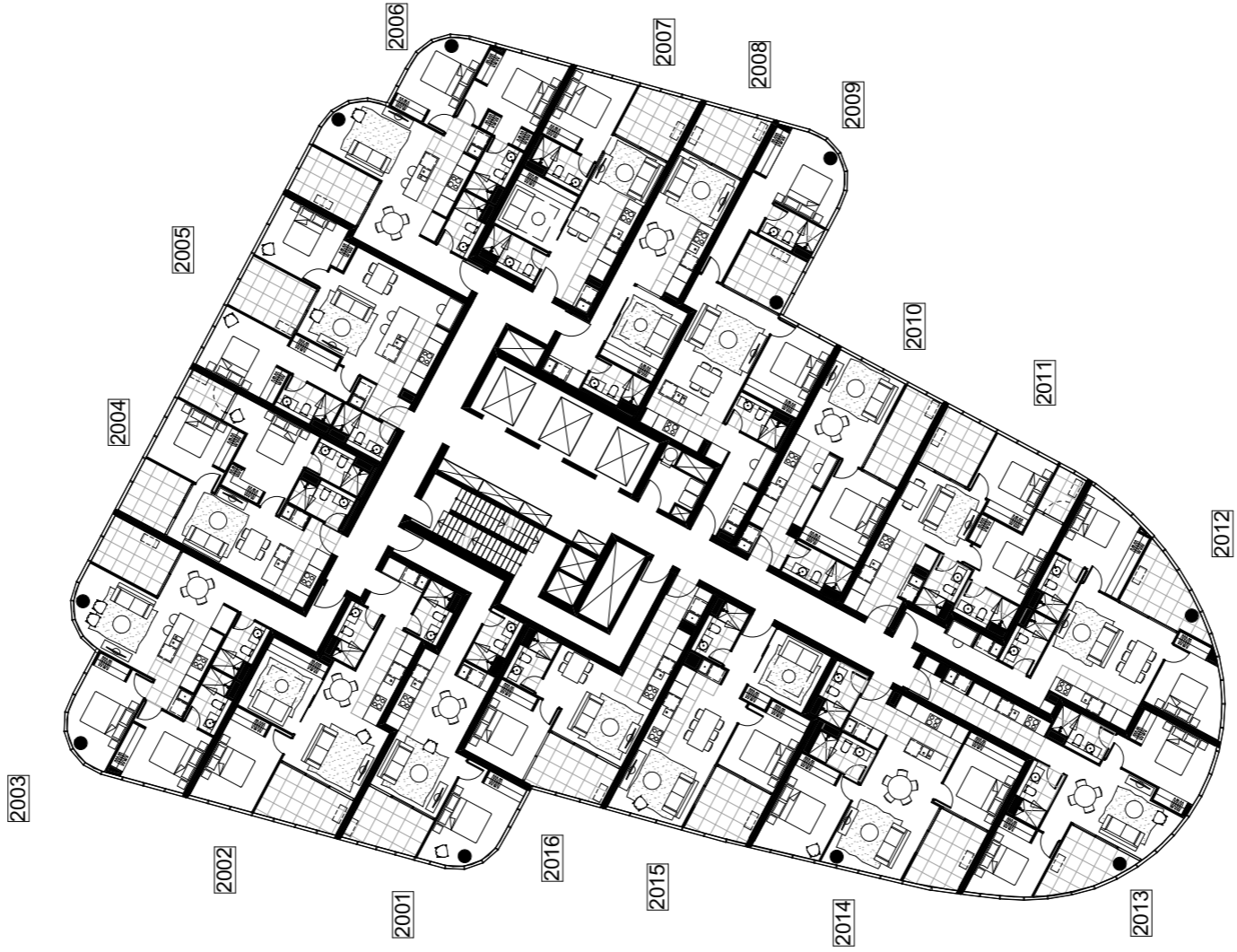
FENDER KATSALIDIS

Whilst we endeavour to ensure the contents of these plans are correct at the time of printing, the information they contain is to be used as a guide only. Furnishings and floor coverings are for illustrative purposes only and are not shown to scale nor included in the stated price (unless expressly included). The columns shown may vary in diameter throughout the Building. All areas are provided in accordance with the Method of Measurement for Residential Property provided by the Property Council of Australia. The plans were completed prior to the completion of final design, engineering and construction of the Building, therefore design, engineering, dimensions, fittings, finishes and specifications are subject to change without notice in accordance with the provisions of the Contract of Sale.



T2B

T2A



DRAFT
NOTE: ALL LAYOUTS SUBJECT
TO STRUCTURAL / SERVICES
REQUIREMENTS

DWG NO
MK ST2-1020

DWG TITLE
LEVEL 20 MKT FLOOR PLAN

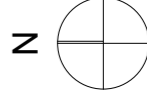
REVISION
REV. -

DATE
03.04.2018

GEOCON
BUILDING-CANBERRA

BIM Server: Bimserver9 - BIM Server 2015065 Section 200 Canberra\15065 General ST02

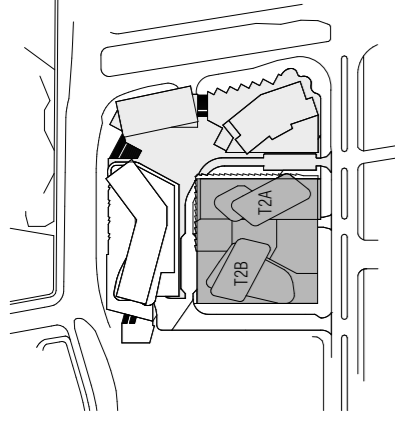
PRINT DATE: 19.04.2018



0 5M 10M

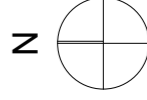
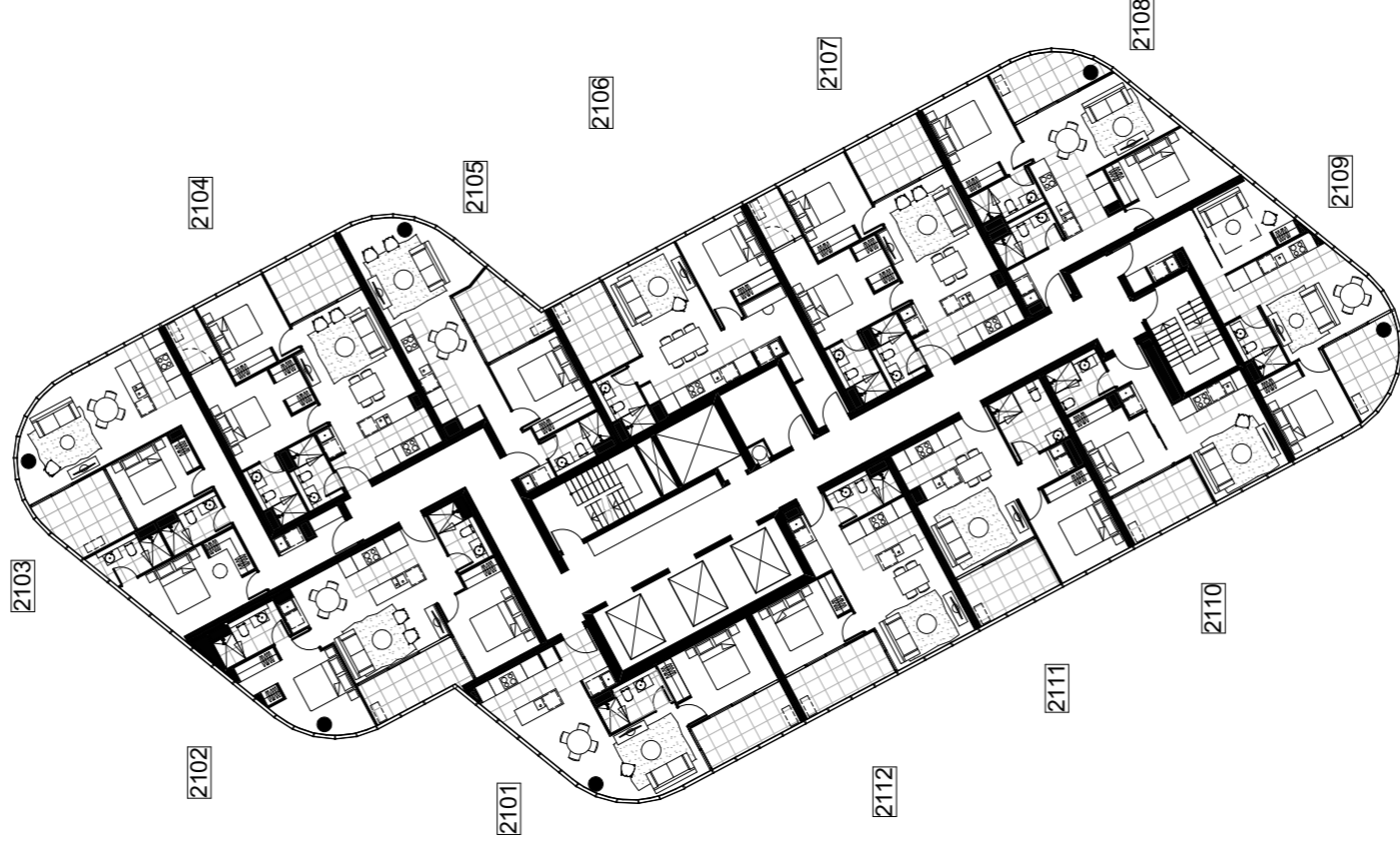
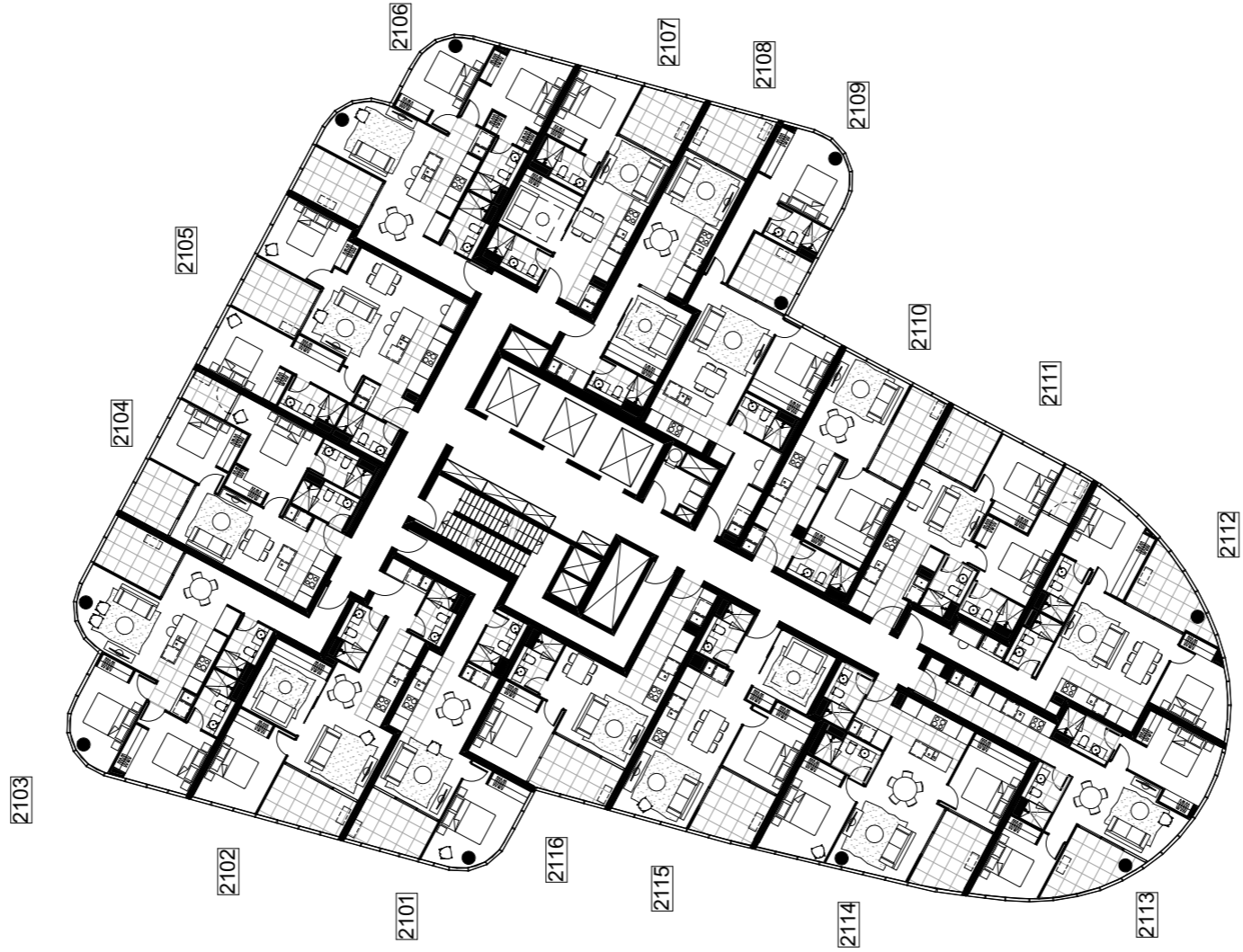
FENDER KATSALIDIS

Whilst we endeavour to ensure the contents of these plans are correct at the time of printing, the information they contain is to be used as a guide only. Furnishings and floor coverings are for illustrative purposes only and are not shown to scale nor included in the stated price (unless expressly included). The columns shown may vary in diameter throughout the Building. All areas are provided in accordance with the Method of Measurement for Residential Property provided by the Property Council of Australia. The plans were completed prior to the completion of final design, engineering and construction of the Building, therefore design, engineering, dimensions, fittings, finishes and specifications are subject to change without notice in accordance with the provisions of the Contract of Sale.



T2B

T2A



DRAFT
NOTE: ALL LAYOUTS SUBJECT
TO STRUCTURAL / SERVICES
REQUIREMENTS

DWG NO
MK ST2-1021

DWG TITLE
LEVEL 21 MKT FLOOR PLAN

REVISION
REV. -

DATE
03.04.2018

GEOCON
BUILDING CANBERRA

BIM Server: Bimserver9 - BIM Server 2015/065 Section 200 Canberra/15065 General ST02

PRINT DATE: 19.04.2018

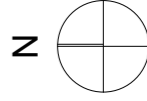
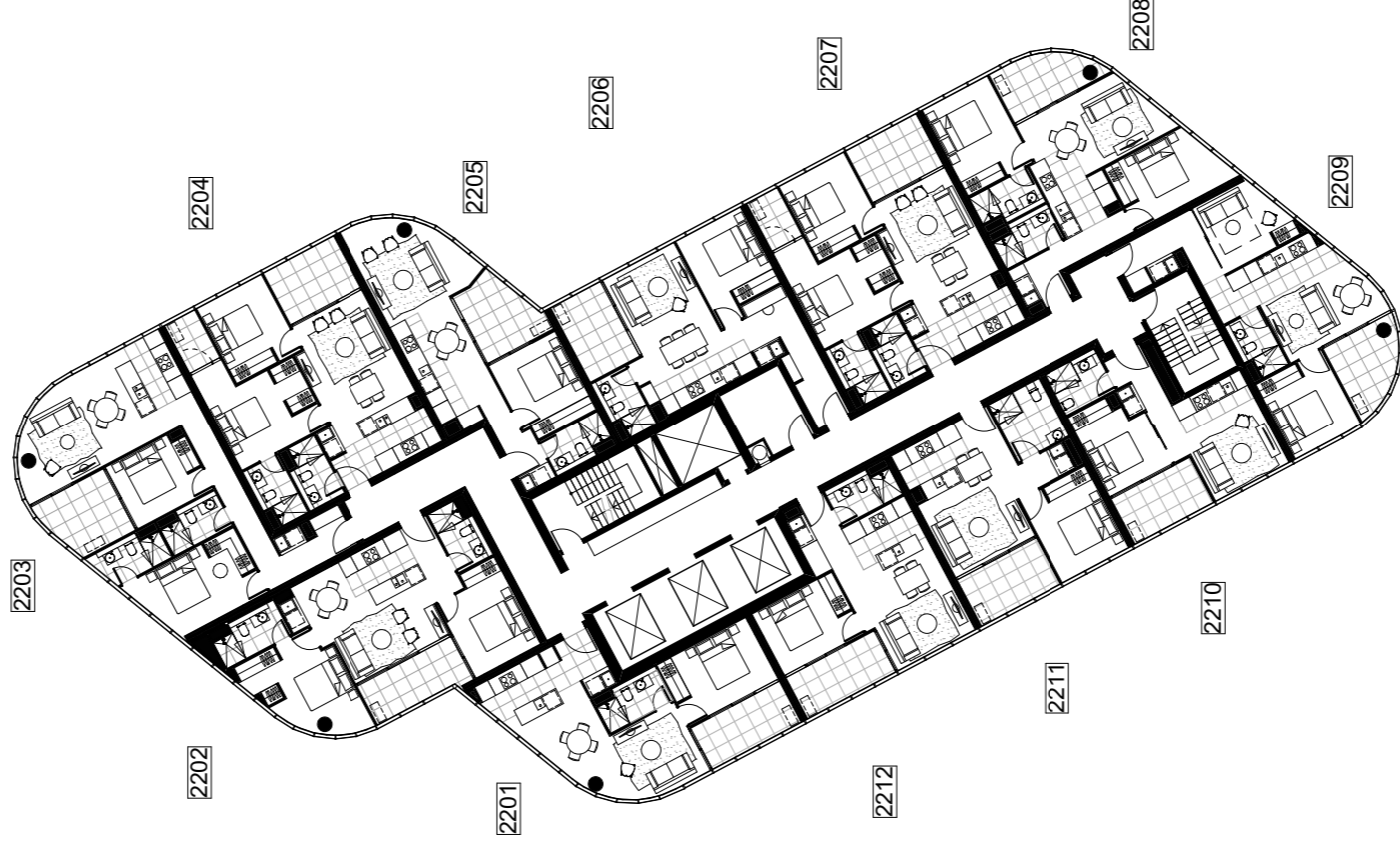
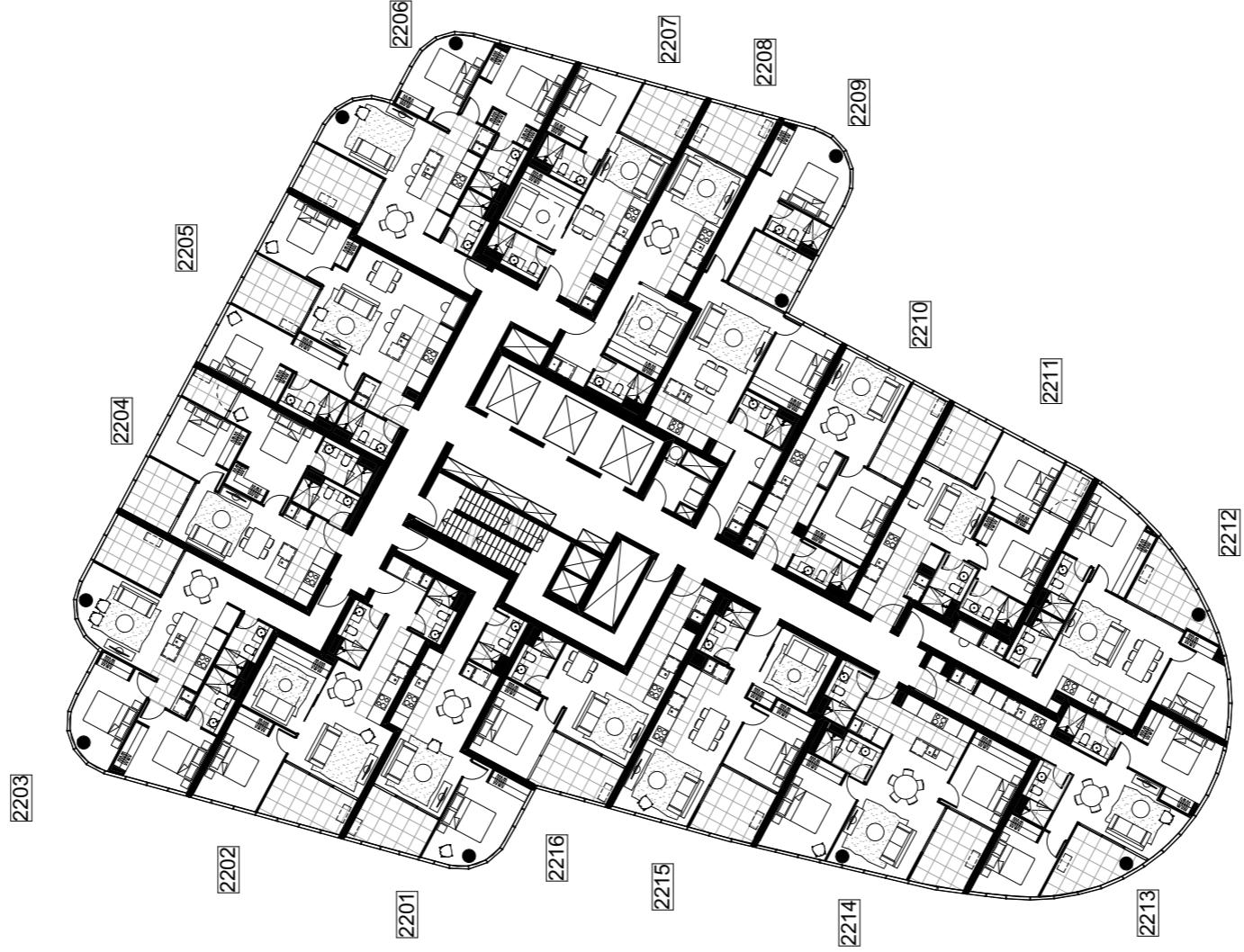
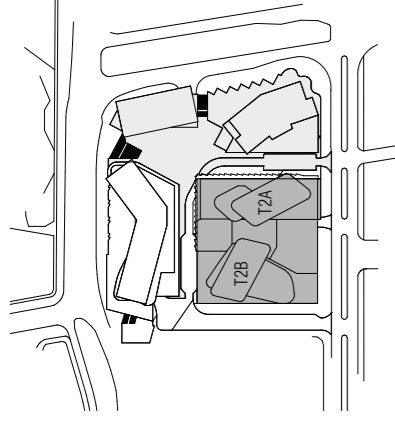
Whilst we endeavour to ensure the contents of these plans are correct at the time of printing, the information they contain is to be used as a guide only. Furnishings and floor coverings are for illustrative purposes only and are not shown to scale nor included in the stated price (unless expressly included). The columns shown may vary in diameter throughout the Building. All areas are provided in accordance with the Method of Measurement for Residential Property provided by the Property Council of Australia. The plans were completed prior to the completion of final design, engineering and construction of the Building, therefore design, engineering, dimensions, fittings, finishes and specifications are subject to change without notice in accordance with the provisions of the Contract of Sale.

FENDER KATSALIDIS

0 5M 10M

T2B

T2A



DRAFT
NOTE: ALL LAYOUTS SUBJECT
TO STRUCTURAL / SERVICES
REQUIREMENTS

DWG NO
MK ST2-1022

DWG TITLE
LEVEL 22 MKT FLOOR PLAN

REVISION
REV. -

DATE
03.04.2018

DWG NO
MK ST2-1022

DWG TITLE
LEVEL 22 MKT FLOOR PLAN

REVISION
REV. -

DATE
03.04.2018

DWG NO
MK ST2-1022

DWG TITLE
LEVEL 22 MKT FLOOR PLAN

REVISION
REV. -

DATE
03.04.2018

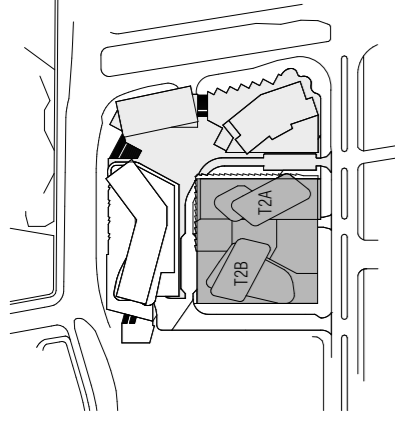
PRINT DATE: 19.04.2018

GEOCON
BUILDING-CANBERRA

0 5M 10M

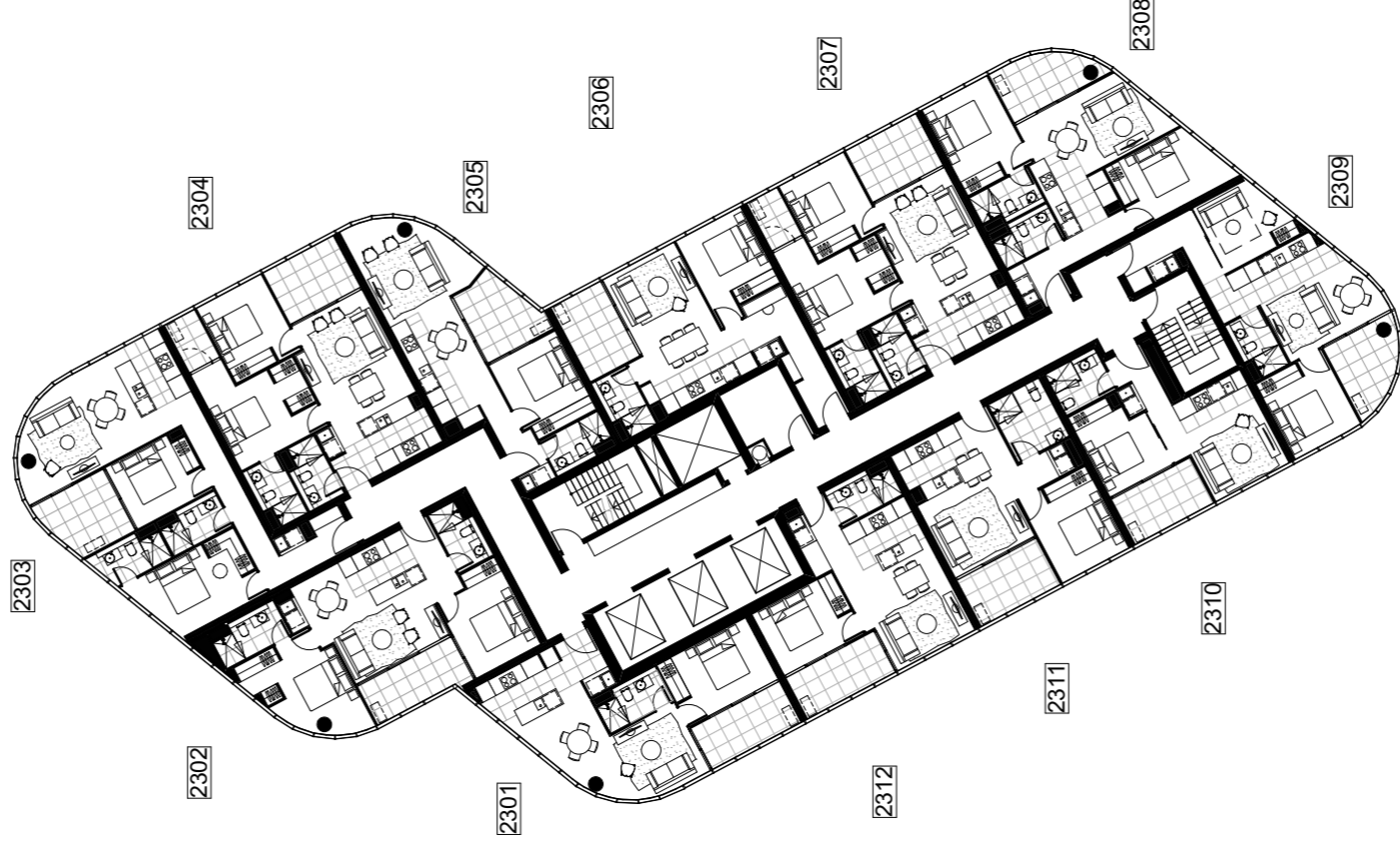
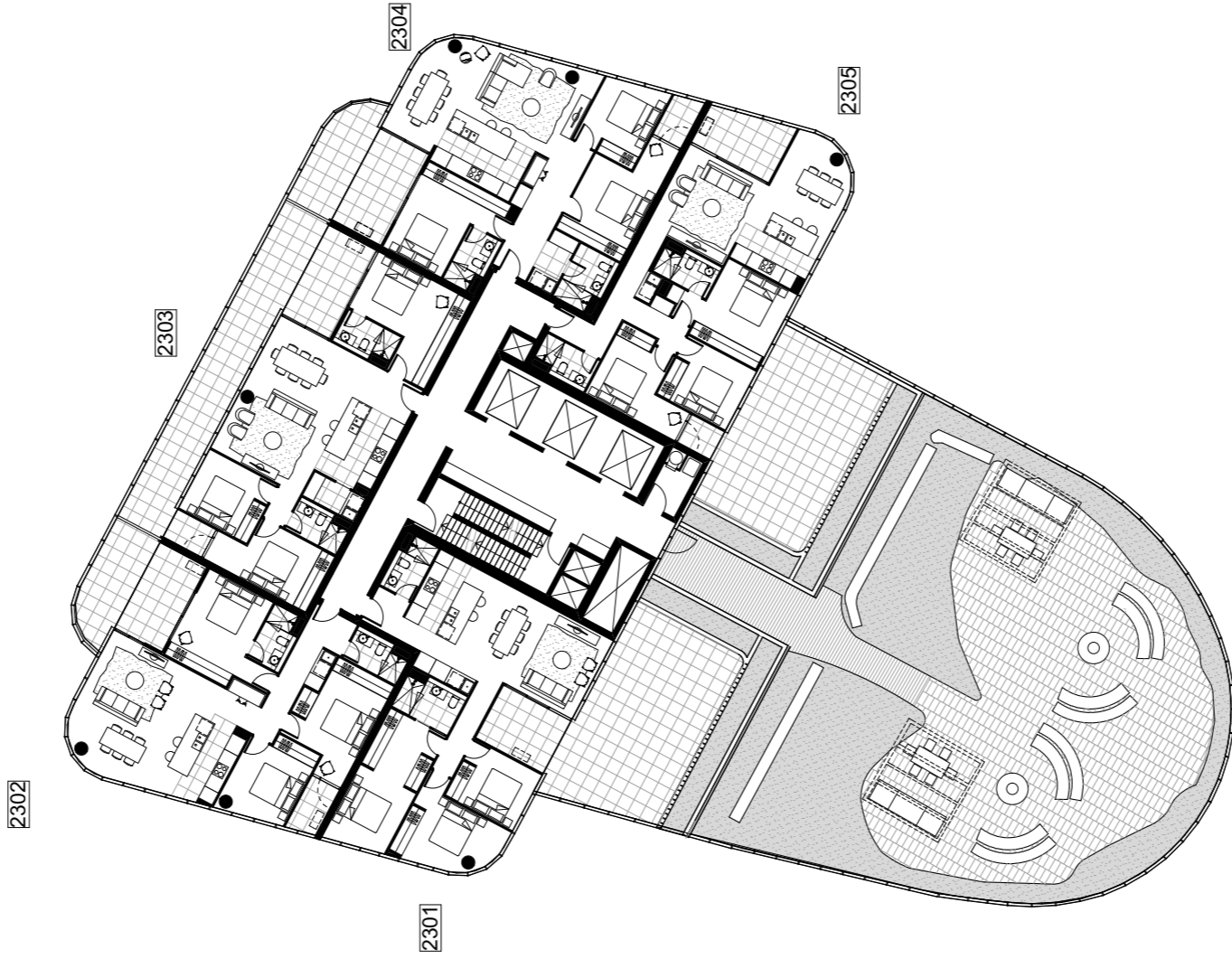
FENDER KATSALIDIS

Whilst we endeavour to ensure the contents of these plans are correct at the time of printing, the information they contain is to be used as a guide only. Furnishings and floor coverings are for illustrative purposes only and are not shown to scale nor included in the stated price (unless expressly included). The columns shown may vary in diameter throughout the Building. All areas are provided in accordance with the Method of Measurement for Residential Property provided by the Property Council of Australia. The plans were completed prior to the completion of final design, engineering and construction of the Building, therefore design, engineering, dimensions, fittings, finishes and specifications are subject to change without notice in accordance with the provisions of the Contract of Sale.



T2B

T2A



DRAFT
NOTE: ALL LAYOUTS SUBJECT
TO STRUCTURAL / SERVICES
REQUIREMENTS

DWG NO
MK ST2-1023

DWG TITLE
LEVEL 23 MKT FLOOR PLAN

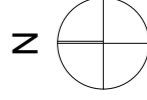
REVISION
REV. -

DATE
03.04.2018

GEOCON
BUILDING-CANBERRA

BIM Server: Bimserver9 - BIM Server 2017/5065 Section 200 Canberra/15065 General ST02

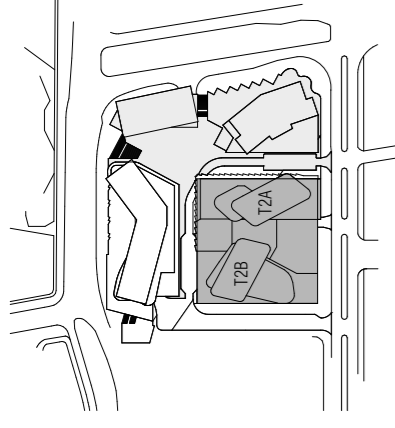
PRINT DATE: 19.04.2018



0 5M 10M

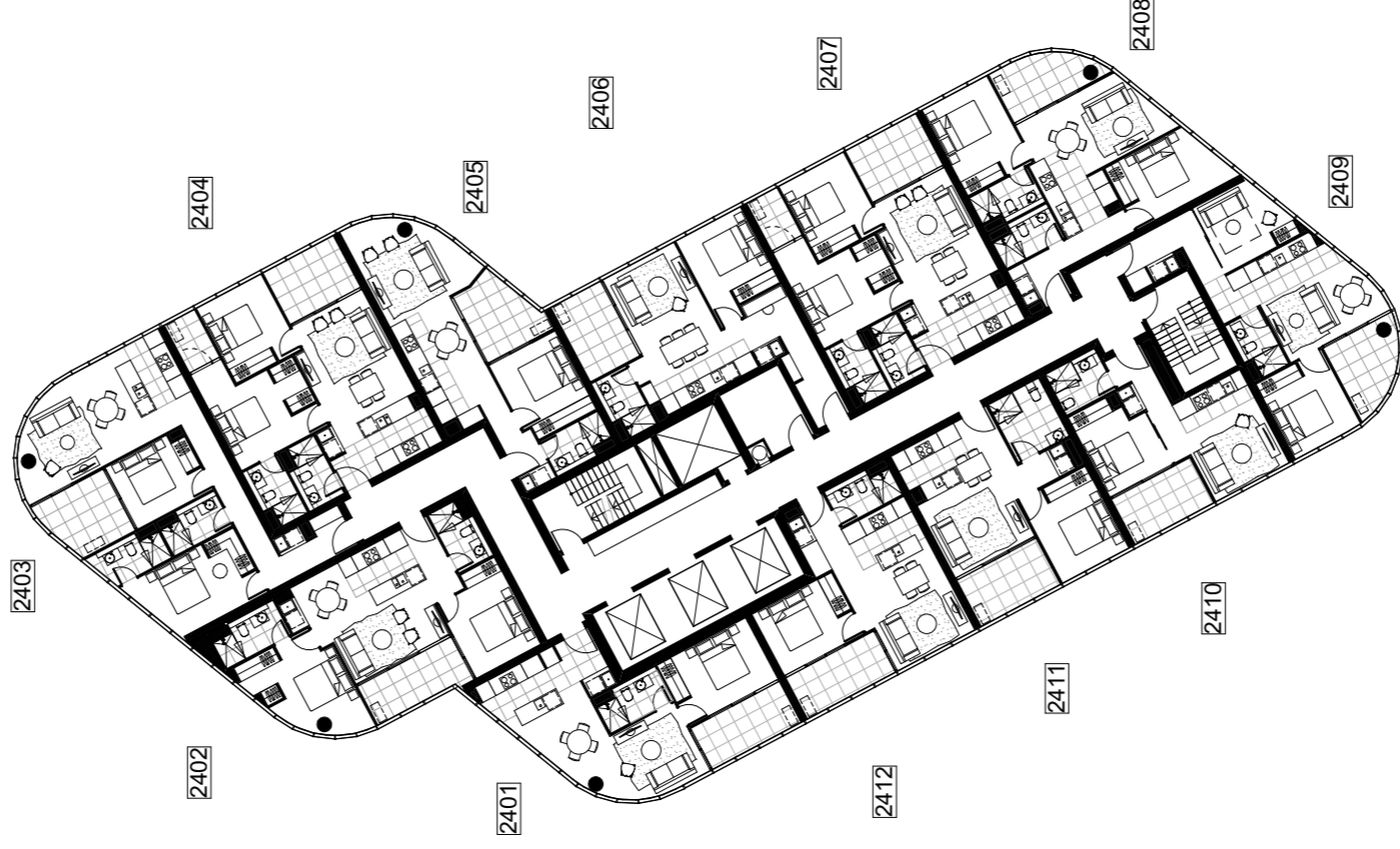
FENDER KATSALIDIS

Whilst we endeavour to ensure the contents of these plans are correct at the time of printing, the information they contain is to be used as a guide only. Furnishings and floor coverings are for illustrative purposes only and are not shown to scale nor included in the stated price (unless expressly included). The columns shown may vary in diameter throughout the Building. All areas are provided in accordance with the Method of Measurement for Residential Property provided by the Property Council of Australia. The plans were completed prior to the completion of final design, engineering and construction of the Building, therefore design, engineering, dimensions, fittings, finishes and specifications are subject to change without notice in accordance with the provisions of the Contract of Sale.



T2B

T2A



DRAFT
NOTE: ALL LAYOUTS SUBJECT
TO STRUCTURAL / SERVICES
REQUIREMENTS

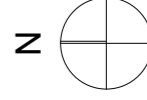
DWG NO. MK ST2-1024
DWG TITLE LEVEL 24 MKT FLOOR PLAN
REVISION REV. -

DATE 03.04.2018

GEOCON
BUILDING-CANBERRA

BIM Server: B:\mktw09 - BIM Server 2017\5065 Section 200 Canberra\5065 General ST02

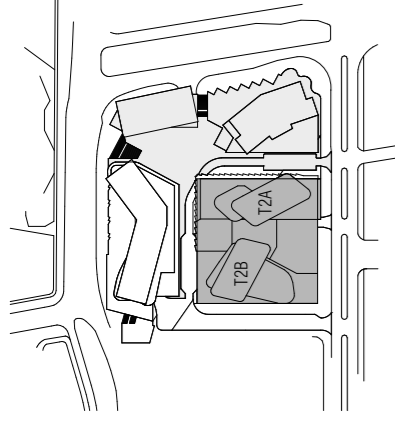
PRINT DATE: 19.04.2018



0 M 10 M

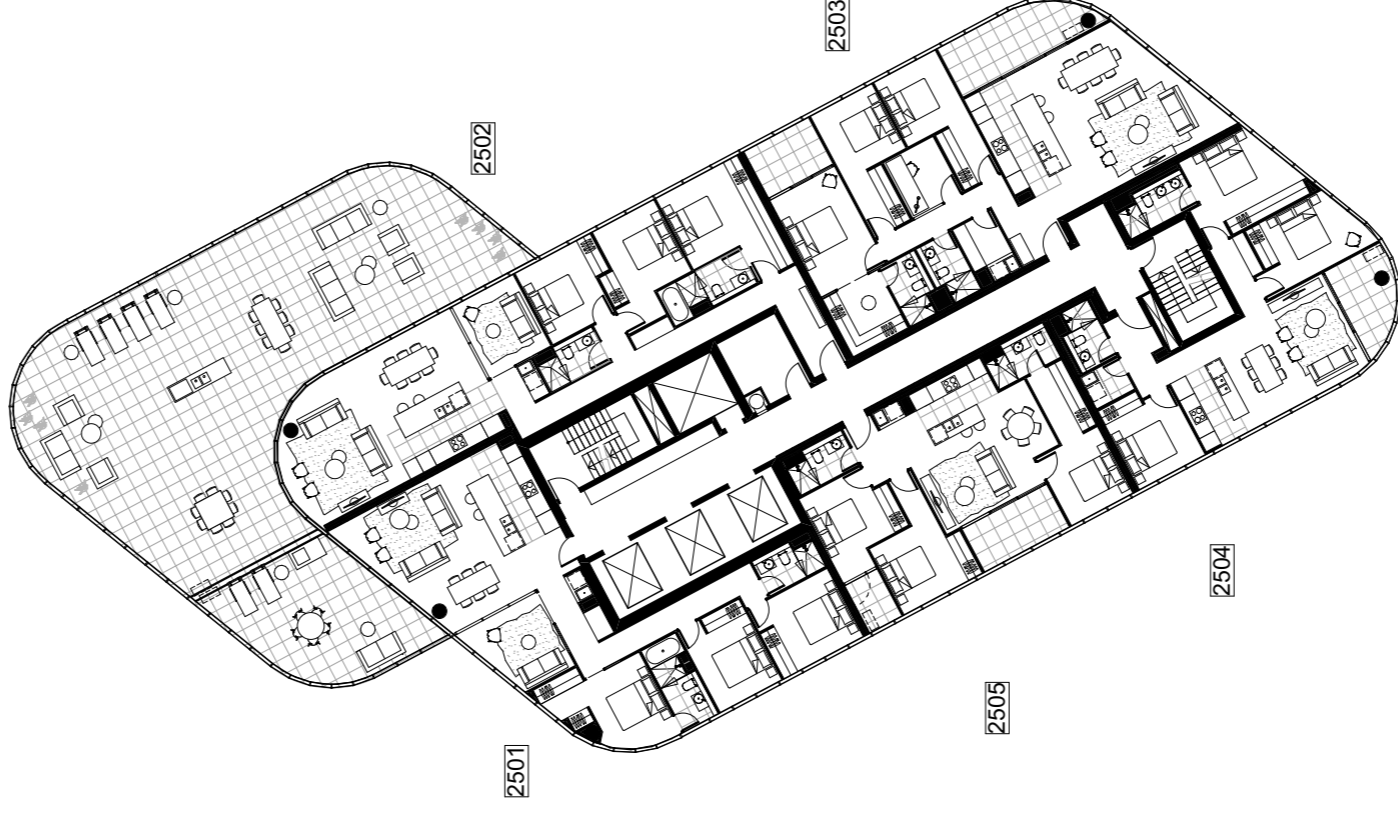
FENDER KATSALIDIS

Whilst we endeavour to ensure the contents of these plans are correct at the time of printing, the information they contain is to be used as a guide only. Furnishings and floor coverings are for illustrative purposes only and are not shown to scale nor included in the stated price (unless expressly included). The columns shown may vary in diameter throughout the Building. All areas are provided in accordance with the Method of Measurement for Residential Property provided by the Property Council of Australia. The plans were completed prior to the completion of final design, engineering and construction of the Building, therefore design, engineering, dimensions, fittings, finishes and specifications are subject to change without notice in accordance with the provisions of the Contract of Sale.



T2B

T2A



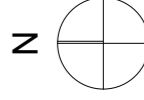
DRAFT
NOTE: ALL LAYOUTS SUBJECT
TO STRUCTURAL / SERVICES
REQUIREMENTS

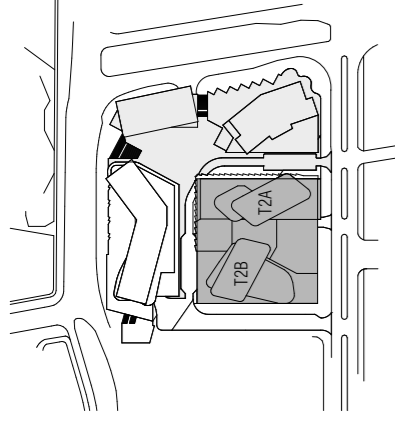
DWG NO
MK ST2-1025

DWG TITLE
LEVEL 25 MKT FLOOR PLAN

REVISION
REV. -

DATE
03.04.2018





T2B

T2A



DRAFT
NOTE: ALL LAYOUTS SUBJECT
TO STRUCTURAL / SERVICES
REQUIREMENTS

DWG NO
MK ST2-1026

DWG TITLE
LEVEL 26 MKT FLOOR PLAN

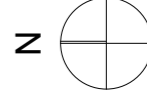
REVISION
REV. -

DATE
03.04.2018

GEOCON
BUILDING-CANBERRA

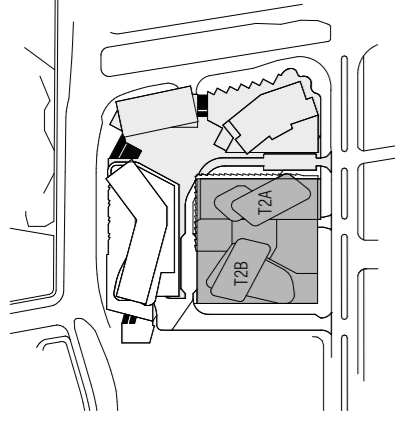
BIM Server: Bimserver9 - BIM Server 2017/5005 Section 200 Canberra 15065 General ST02

PRINT DATE: 19.04.2018



FENDER KATSALIDIS

Whilst we endeavour to ensure the contents of these plans are correct at the time of printing, the information they contain is to be used as a guide only. Furnishings and floor coverings are for illustrative purposes only and are not shown to scale nor included in the stated price (unless expressly included). The columns shown may vary in diameter throughout the Building. All areas are provided in accordance with the Method of Measurement for Residential Property provided by the Property Council of Australia. The plans were completed prior to the completion of final design, engineering and construction of the Building, therefore design, engineering, dimensions, fittings, finishes and specifications are subject to change without notice in accordance with the provisions of the Contract of Sale.



T2B

T2A



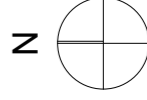
DRAFT
NOTE: ALL LAYOUTS SUBJECT
TO STRUCTURAL / SERVICES
REQUIREMENTS

DWG NO. MK ST2-1027 DWG TITLE LEVEL 27 MKT FLOOR PLAN REVISION REV. - DATE 17.04.2018

BIM Server: Bimserver9 - BIM Server 2015/065 Section 200 Canberra 15065 General ST02

GEOCON
BUILDING-CANBERRA

PRINT DATE: 19.04.2018



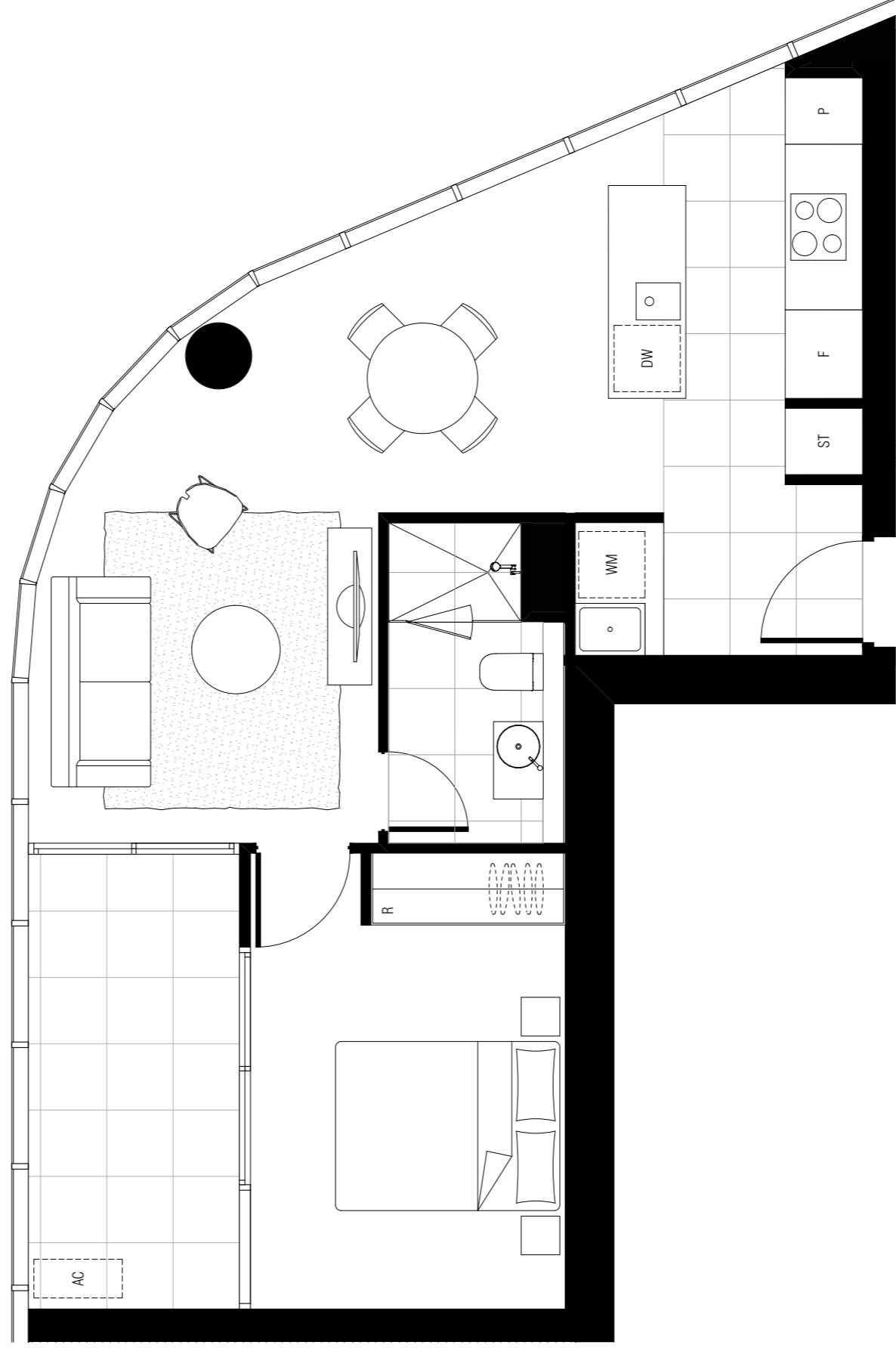
0 M 10 M

FENDER KATSALIDIS

Whilst we endeavour to ensure the contents of these plans are correct at the time of printing, the information they contain is to be used as a guide only. Furnishings and floor coverings are for illustrative purposes only and are not shown to scale nor included in the stated price (unless expressly included). The columns shown may vary in diameter throughout the Building. All areas are provided in accordance with the Method of Measurement for Residential Property provided by the Property Council of Australia. The plans were completed prior to the completion of final design, engineering and construction of the Building, therefore design, engineering, dimensions, fittings, finishes and specifications are subject to change without notice in accordance with the provisions of the Contract of Sale.

TOWER A PLANS

1 BEDROOM PLANS

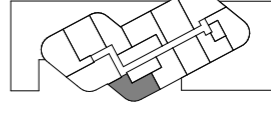


APT TYPE T2A-1A T2A-TOWER

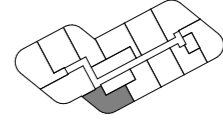
INTERNAL AREA: 54 M2
EXTERNAL AREA: 8 M2
TOTAL AREA: 62 M2

APPLICABLE TO UNITS:

701 , 801 , 901 , 1001 , 1101 , 1201 , 1301 , 1401 ,
1501 , 1601 , 1701 , 1801 , 1901 , 2001 , 2101 , 2201 ,
2301 , 2401 ,



LEVEL 7



LEVEL 6-24

DW - DISHWASHER F - FRIDGE SPACE L - LINEN P - PANTRY R - ROBE ST - STORAGE WM - WASHING MACHINE SPACE

NOTE: ALL LAYOUTS SUBJECT TO STRUCTURAL / SERVICES REQUIREMENTS

DWG NO	DWG TITLE	REVISION	DATE
MK T2A-100	APT TYPE T2A-1A T2A-TOWER	REV. -	26.03.2018

BM Server: Binnacep9 - BM Server 2015065 Section 200 Canberra 150165 Floor 0808 DATE: 26.03.2018

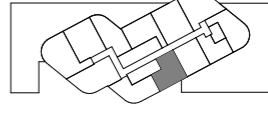


APT TYPE T2A-1B T2A-TOWER

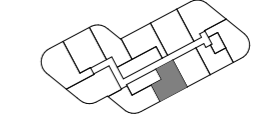
INTERNAL AREA: 48 M2
EXTERNAL AREA: 8 M2
TOTAL AREA: 56 M2

APPLICABLE TO UNITS:

712 , 812 , 912 , 1012 , 1112 , 1212 , 1312 , 1412 ,
1512 , 1612 , 1712 , 1812 , 1912 , 2012 , 2112 , 2212 ,
2312 , 2412 ,



LEVEL 7



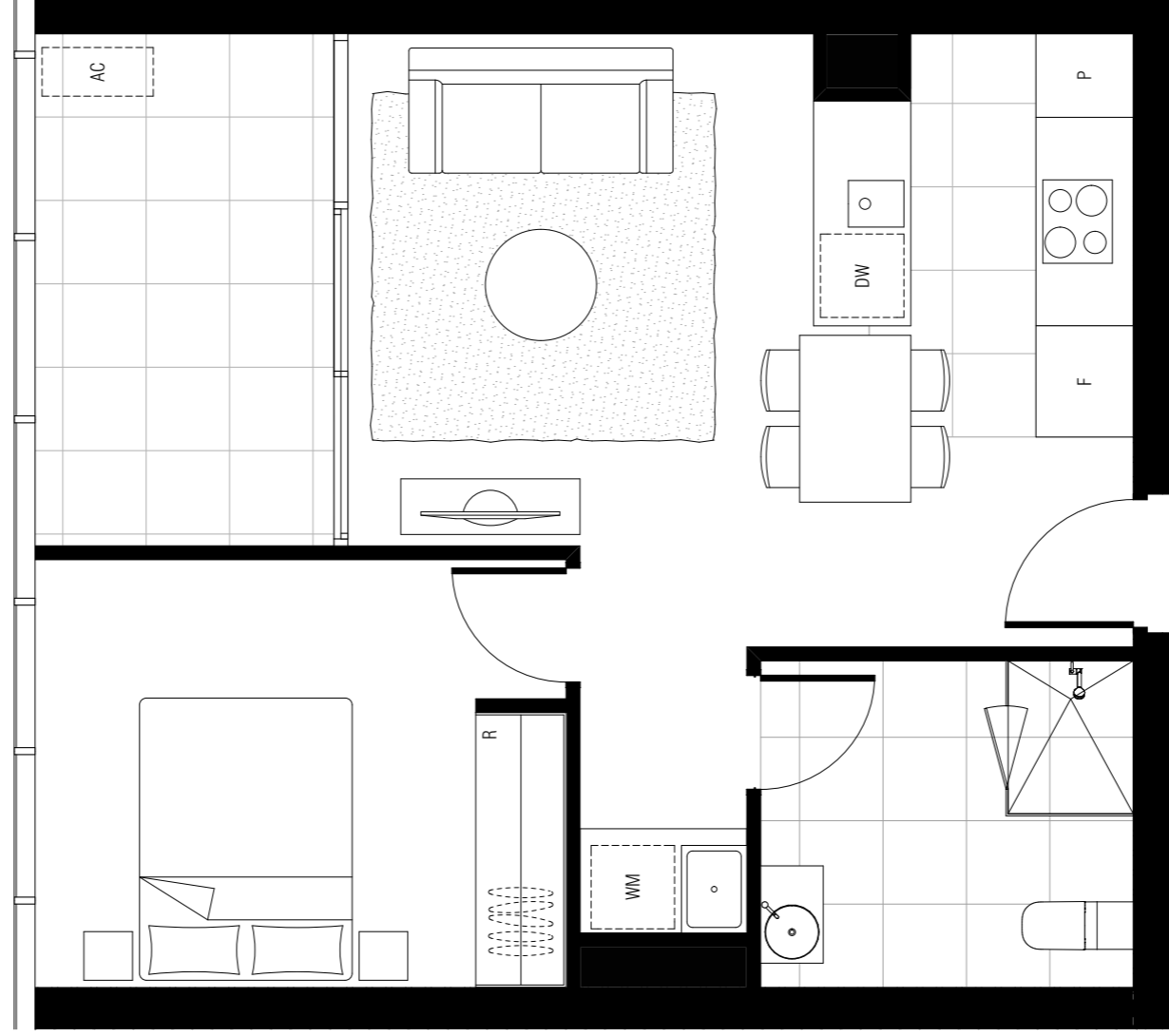
LEVEL 6-24

DW - DISHWASHER F - FRIDGE SPACE L - LINEN P - PANTRY R - ROBE ST - STORAGE WM - WASHING MACHINE SPACE

NOTE: ALL LAYOUTS SUBJECT TO STRUCTURAL / SERVICES REQUIREMENTS

DWG NO	DWG TITLE	REVISION	DATE
MK T2A-101	APT TYPE T2A-1B T2A-TOWER	REV. -	26.03.2018

BM Sewer: Binnacorp9 - BM Sewer 2015065 Section 200 Canberra 15005 Floor (R800) DATE: 26.03.2018



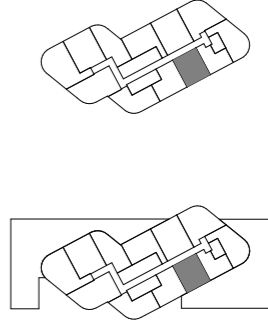
ADAPTABLE

APT TYPE T2A-1C T2A-TOWER

INTERNAL AREA: 50 M2
EXTERNAL AREA: 8 M2
TOTAL AREA: 58 M2

APPLICABLE TO UNITS:

711 , 811 , 911 , 1011 , 1111 , 1211 , 1311 , 1411 ,
1511 , 1611 , 1711 , 1811 , 1911 , 2011 , 2111 , 2211 ,
2311 , 2411 ,



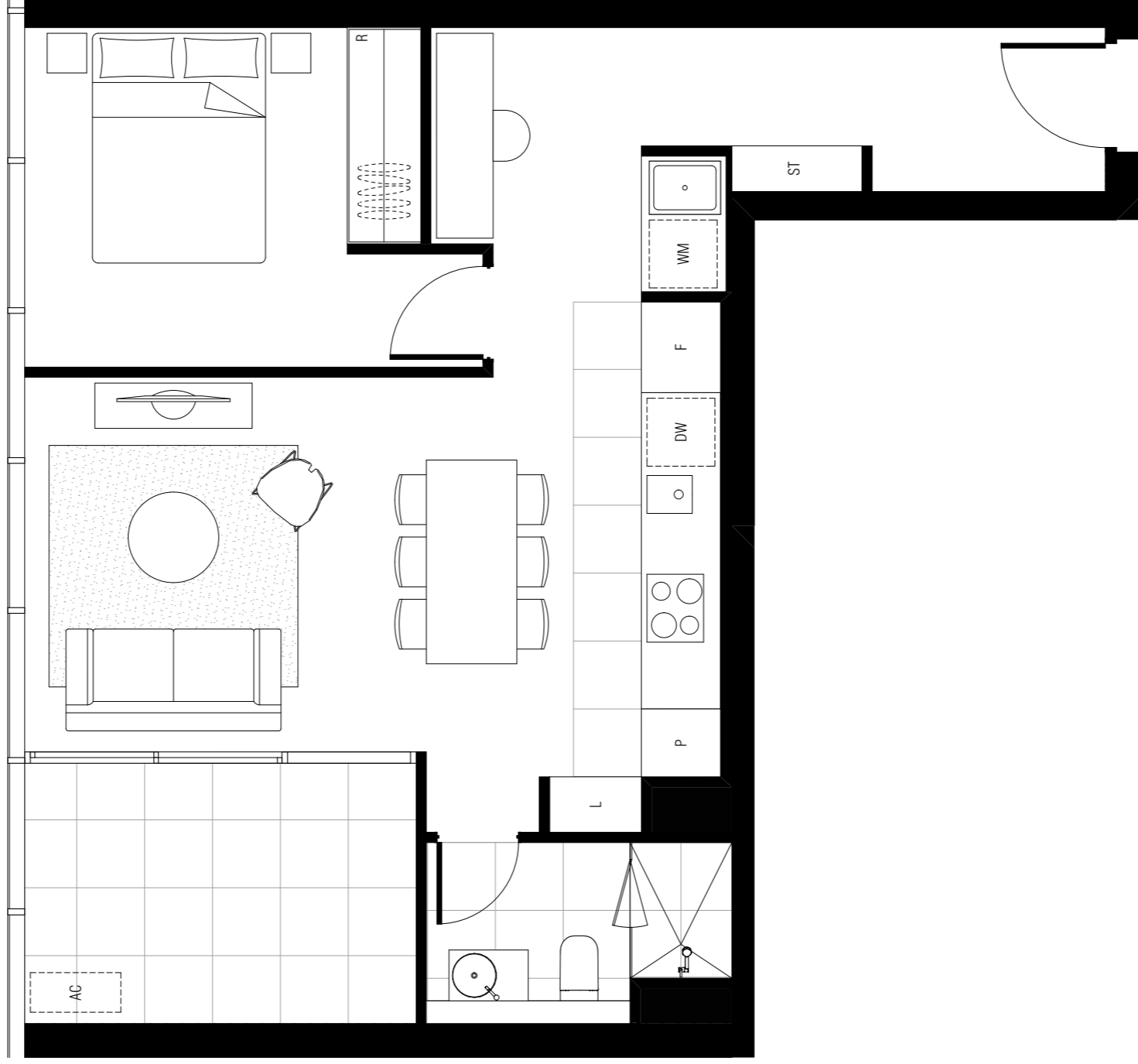
LEVEL 7 LEVEL 6-24

DW - DISHWASHER F - FRIDGE SPACE L - LINEN P - PANTRY R - ROBE ST - STORAGE WM - WASHING MACHINE SPACE

NOTE: ALL LAYOUTS SUBJECT TO STRUCTURAL / SERVICES REQUIREMENTS

DWG NO	DWG TITLE	REVISION	DATE
MK T2A-102	APT TYPE T2A-1C T2A-TOWER	REV. -	26.03.2018

BM Sewer: Binnacreep3 - BM Sewer 2015065 Section 200 Canberra 15005 Floor (R800) DATE: 26.03.2018

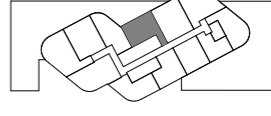


APT TYPE T2A-1D T2A-TOWER

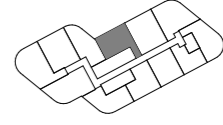
INTERNAL AREA: 54 M2
EXTERNAL AREA: 8 M2
TOTAL AREA: 62 M2

APPLICABLE TO UNITS:

706 , 806 , 906 , 1006 , 1106 , 1206 , 1306 , 1406 ,
1506 , 1606 , 1706 , 1806 , 1906 , 2006 , 2106 , 2206 ,
2306 , 2406 .



LEVEL 7



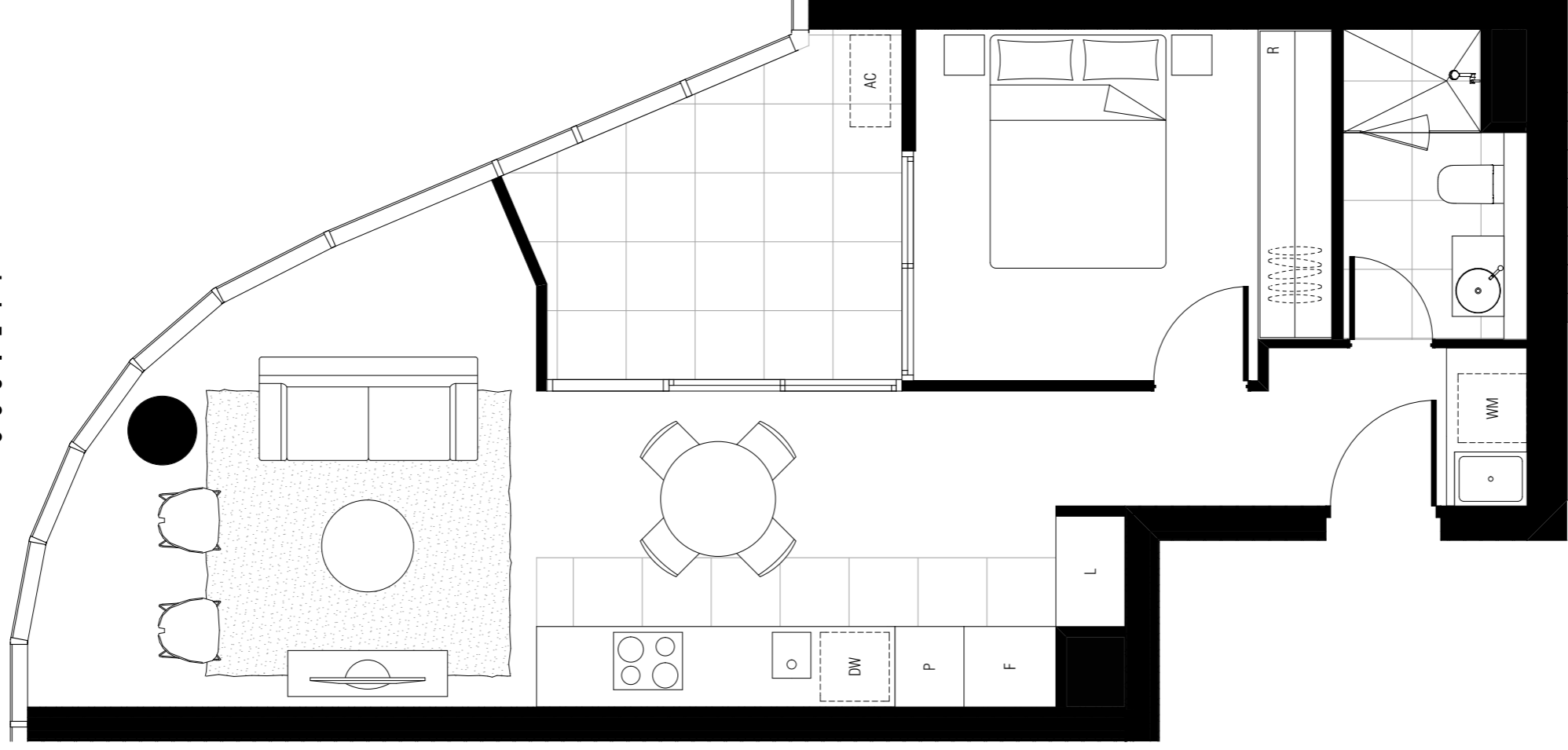
LEVEL 6-24

DW - DISHWASHER F - FRIDGE SPACE L - LINEN P - PANTRY R - ROBE ST - STORAGE WM - WASHING MACHINE SPACE

NOTE: ALL LAYOUTS SUBJECT TO STRUCTURAL / SERVICES REQUIREMENTS

DWG NO	DWG TITLE	REVISION	DATE
APT TYPE T2A-1D		REV. -	26.03.2018
MK T2A-103	T2A-TOWER		

BIM Server: BIMserver3 - BIM Server 20150665 Section 200 Canberra\591065 Floor 08\BIM DATE: 26.03.2018

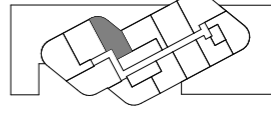


APT TYPE T2A-1E T2A-TOWER

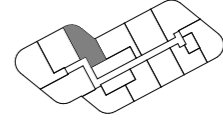
INTERNAL AREA: 55 M2
EXTERNAL AREA: 8 M2
TOTAL AREA: 63 M2

APPLICABLE TO UNITS:

705 , 805 , 905 , 1005 , 1105 , 1205 , 1305 , 1405 ,
1505 , 1605 , 1705 , 1805 , 1905 , 2005 , 2105 , 2205 ,
2305 , 2405 ,



LEVEL 7



LEVEL 6-24

DW - DISHWASHER F - FRIDGE SPACE L - LINEN P - PANTRY R - ROBE ST - STORAGE WM - WASHING MACHINE SPACE

NOTE: ALL LAYOUTS SUBJECT TO STRUCTURAL / SERVICES REQUIREMENTS

DWG NO	DWG TITLE	REVISION	DATE
MK T2A-104	APT TYPE T2A-1E T2A-TOWER	REV. -	26.03.2018

BIM Server: BIMserver3 - BIM Server 2015065 Section 200 Canberra\150105 Floor (R)R01 DATE: 26.03.2018



APT TYPE T2A-1F T2A-TOWER

INTERNAL AREA: 60 M2
EXTERNAL AREA: 30 M2
TOTAL AREA: 90 M2

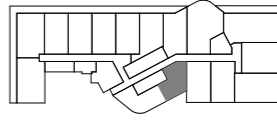
APPLICABLE TO UNITS:
515

DW - DISHWASHER F - FRIDGE SPACE L - LINEN P - PANTRY R - ROBE ST - STORAGE WM - WASHING MACHINE SPACE

NOTE: ALL LAYOUTS SUBJECT TO STRUCTURAL / SERVICES REQUIREMENTS

DWG NO	DWG TITLE	REVISION	DATE
MK T2A-105	APT TYPE T2A-1F T2A-TOWER	REV. -	26.03.2018

BIM Server: BIMserver9 - BIM Server 20150665 Section 200 Canberra 159165 Floor 0808 DATE: 26.03.2018

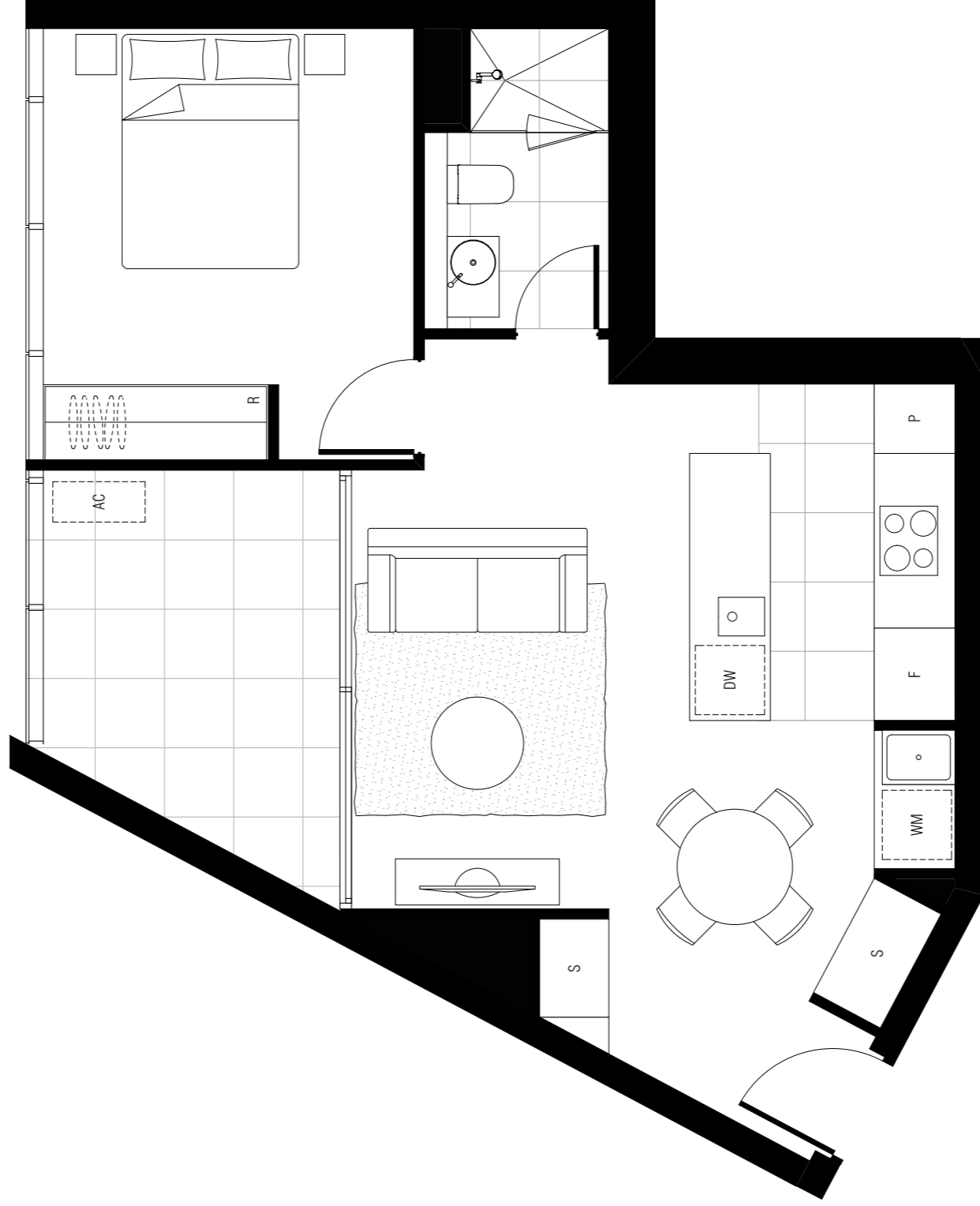


LEVEL 5



PM





APT TYPE T2A-1G T2A-TOWER

INTERNAL AREA: 51 M2
EXTERNAL AREA: 8 M2
TOTAL AREA: 59 M2

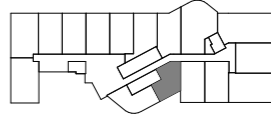
APPLICABLE TO UNITS:
615

DWG NO	DWG TITLE	REVISION	DATE
MK T2A-106	APT TYPE T2A-1G T2A-TOWER	REV. -	26.03.2018

BIM Server: BIMserver3 - BIM Server 2015065, Section 200 Canberra 159165 Floor 0808 DATE: 26.03.2018

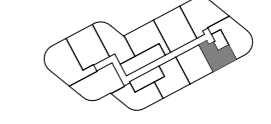
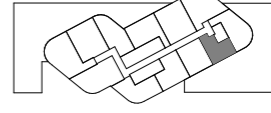
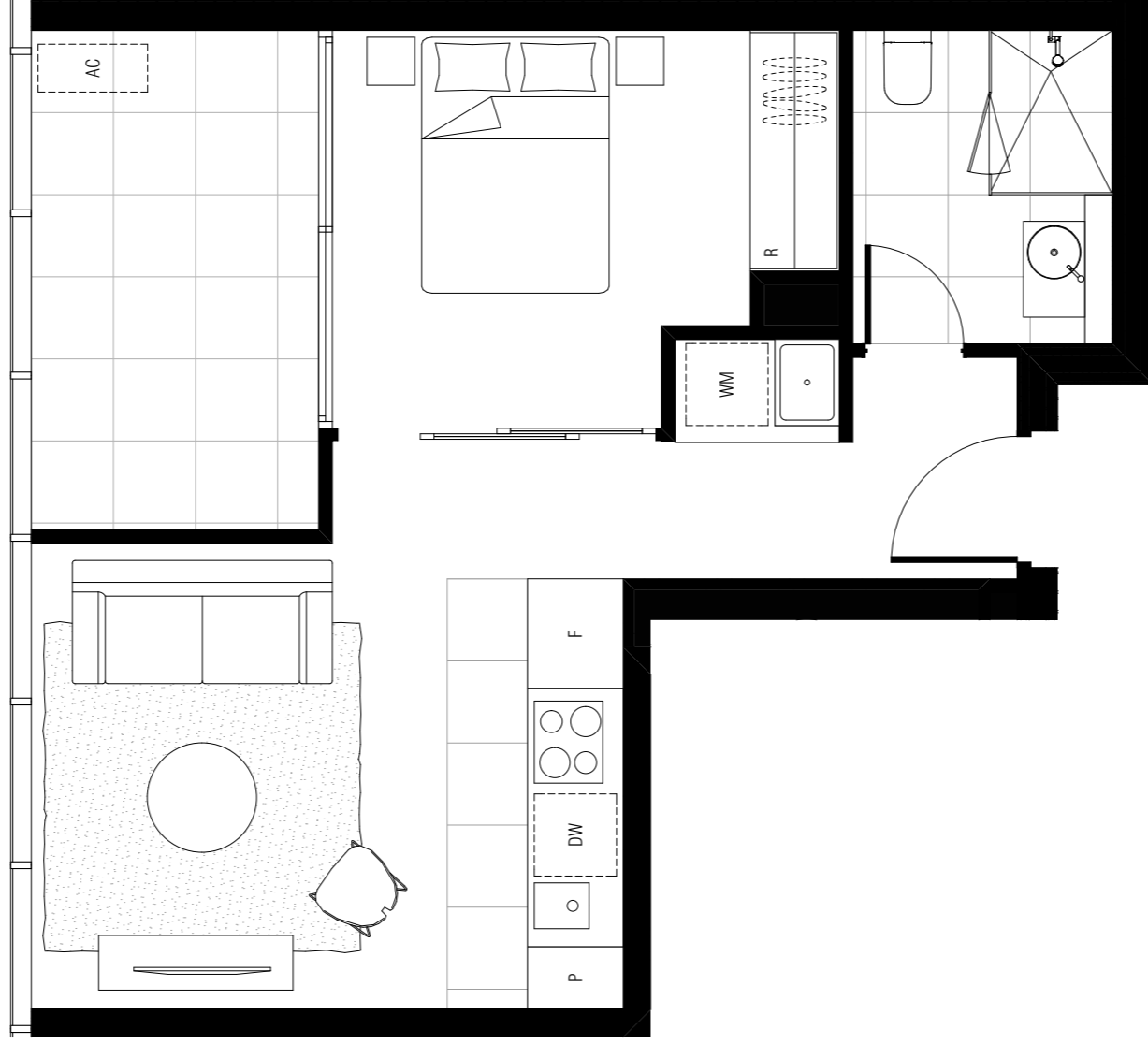
DW - DISHWASHER F - FRIDGE SPACE L - LINEN P - PANTRY R - ROBE ST - STORAGE WM - WASHING MACHINE SPACE

NOTE: ALL LAYOUTS SUBJECT TO STRUCTURAL / SERVICES REQUIREMENTS



LEVEL 6





**APT TYPE T2A-1H
T2A-TOWER**

INTERNAL AREA: 40 M2
EXTERNAL AREA: 8 M2
TOTAL AREA: 50 M2

APPLICABLE TO UNITS:

710 , 810 , 910 , 1010 , 1110 , 1210 , 1310 , 1410 ,
1510 , 1610 , 1710 , 1810 , 1910 , 2010 , 2110 , 2210 ,
2310 , 2410 ,

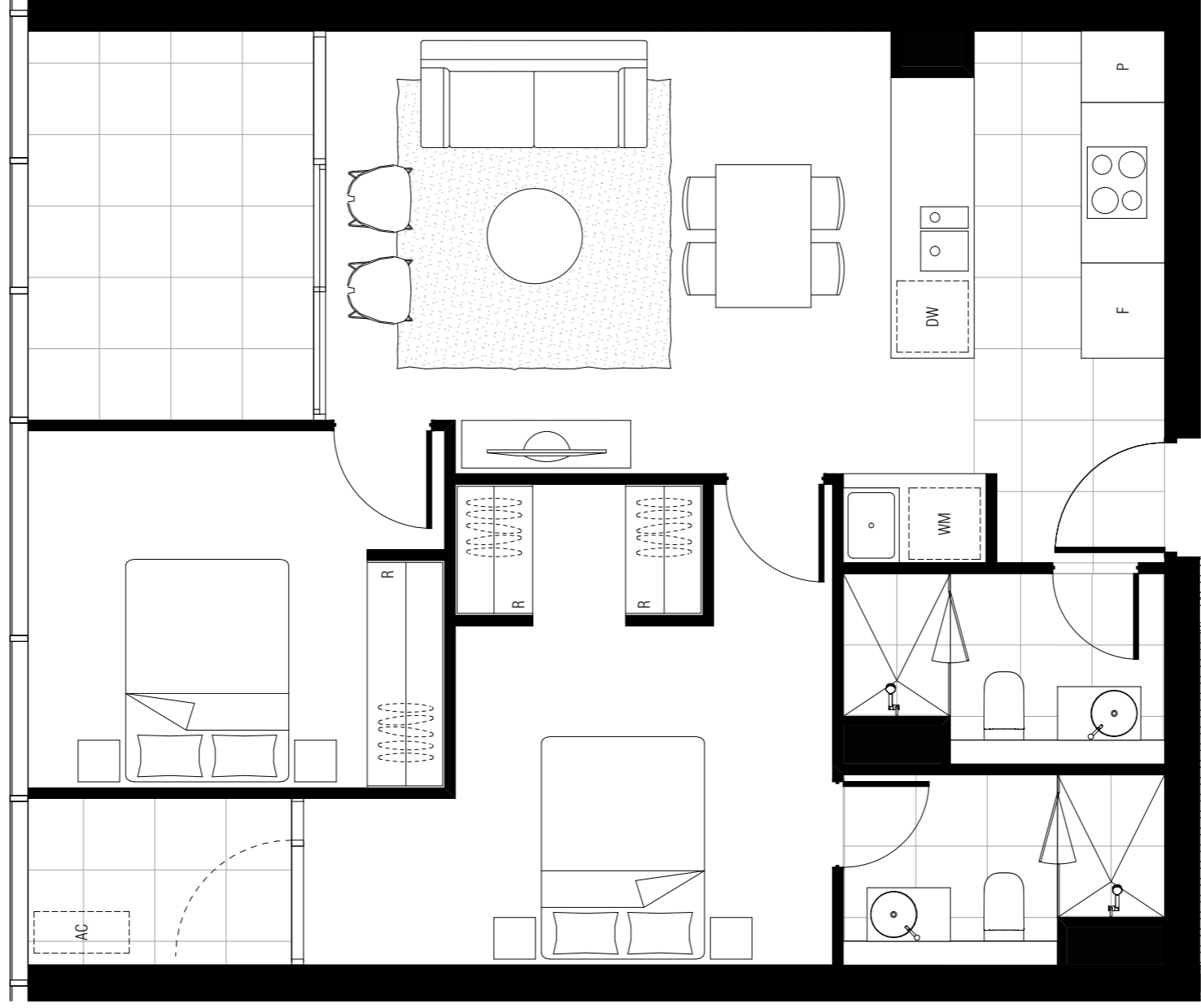
DW - DISHWASHER F - FRIDGE SPACE L - LINEN P - PANTRY R - ROBE ST - STORAGE WM - WASHING MACHINE SPACE

NOTE: ALL LAYOUTS SUBJECT TO STRUCTURAL / SERVICES REQUIREMENTS

DWG NO	DWG TITLE	REVISION	DATE
MK T2A-107	APT TYPE T2A-1H T2A-TOWER	REV. -	26.03.2018

BIM Server: BIMserver3 - BIM Server 2015065 Section 200 Canberra 150105 Floor 18R08 DATE: 26.03.2018

2 BEDROOM PLANS

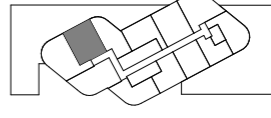


APT TYPE T2A-2A-N T2A-TOWER

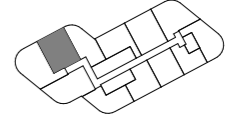
INTERNAL AREA: 71 M2
EXTERNAL AREA: 8 M2
TOTAL AREA: 79 M2

APPLICABLE TO UNITS:

704 , 804 , 904 , 1004 , 1104 , 1204 , 1304 , 1404 ,
1504 , 1604 , 1704 , 1804 , 1904 , 2004 , 2104 , 2204 ,
2304 , 2404 ,



LEVEL 7



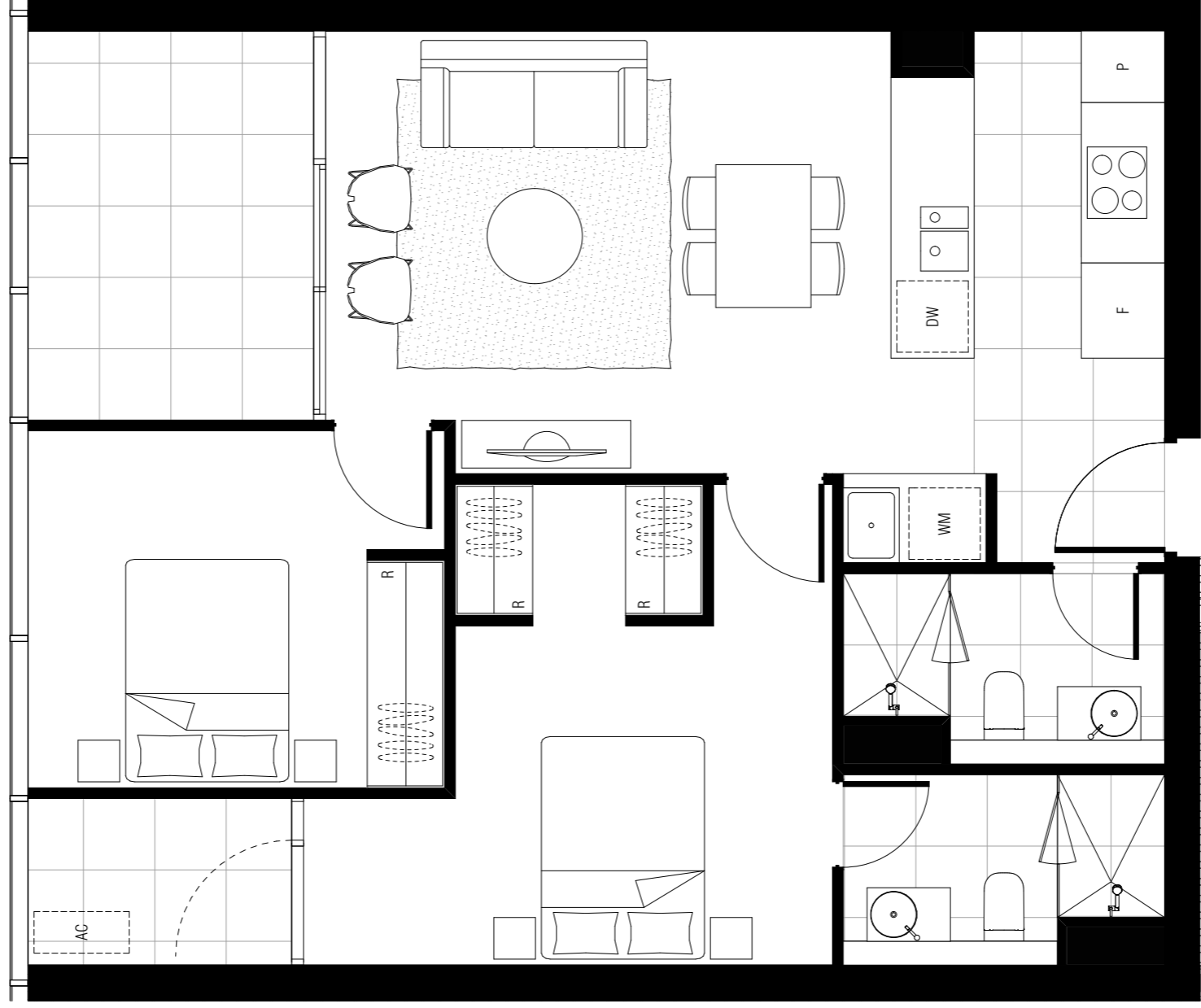
LEVEL 6-24

DW - DISHWASHER F - FRIDGE SPACE L - LINEN P - PANTRY R - ROBE ST - STORAGE WM - WASHING MACHINE SPACE

NOTE: ALL LAYOUTS SUBJECT TO STRUCTURAL / SERVICES REQUIREMENTS

DWG NO	DWG TITLE	REVISION	DATE
MK T2A-200	APT TYPE T2A-2A-N	REV. -	03.04.2018
	T2A-TOWER		

BM Sewer: Binnacreep3 - BM Sewer 2015065 Section 200 Canberra 15005 Floor (R808) DATE: 19.04.2018

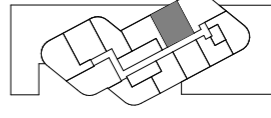


**APT TYPE T2A-2A-S
T2A-TOWER**

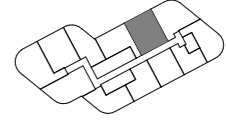
INTERNAL AREA: 71 M2
EXTERNAL AREA: 8 M2
TOTAL AREA: 79 M2

APPLICABLE TO UNITS:

707 , 807 , 907 , 1007 , 1107 , 1207 , 1307 , 1407 ,
1507 , 1607 , 1707 , 1807 , 1907 , 2007 , 2107 , 2207 ,
2307 , 2407 ,



LEVEL 7



LEVEL 6-24

DW - DISHWASHER F - FRIDGE SPACE L - LINEN P - PANTRY R - ROBE ST - STORAGE WM - WASHING MACHINE SPACE

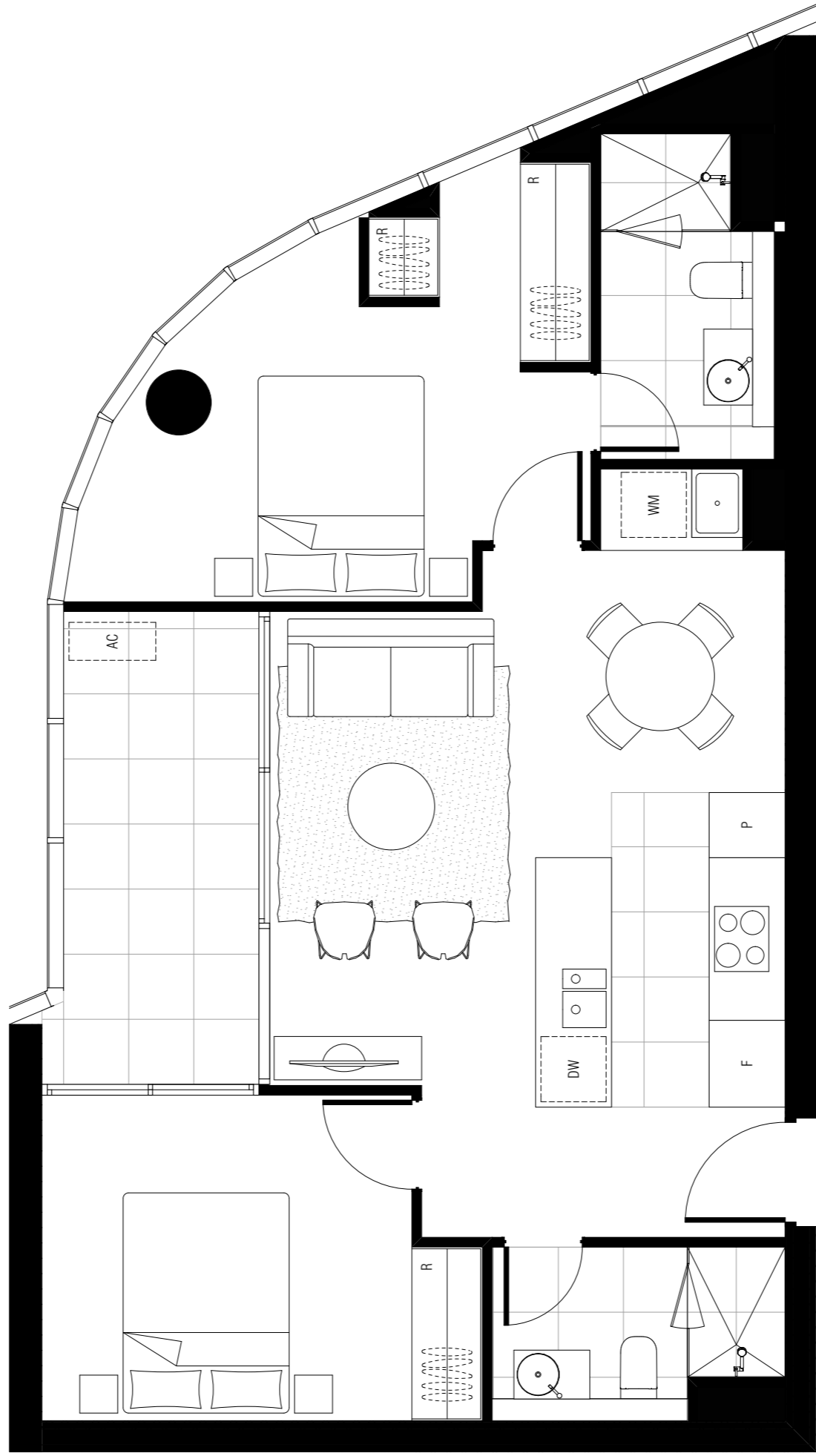
NOTE: ALL LAYOUTS SUBJECT TO STRUCTURAL / SERVICES REQUIREMENTS

DWG NO _____ DWG TITLE _____ REVISION _____ DATE _____

APT TYPE T2A-2A-S REV. - nil

MK T2A-200.12A-TOWER

BM Sewer: Binnacreep3 - BM Sewer 2015065 Section 200 Canberra 150165 Floor (R808) DATE: 19.04.2018

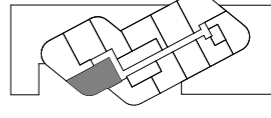


APT TYPE T2A-2B T2A-TOWER

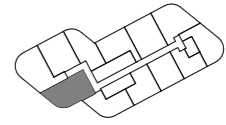
INTERNAL AREA: 73 M2
EXTERNAL AREA: 8 M2
TOTAL AREA: 81 M2

APPLICABLE TO UNITS:

702 , 802 , 902 , 1002 , 1102 , 1202 , 1302 , 1402 ,
1502 , 1602 , 1702 , 1802 , 1902 , 2002 , 2102 , 2202 ,
2302 , 2402 ,



LEVEL 7



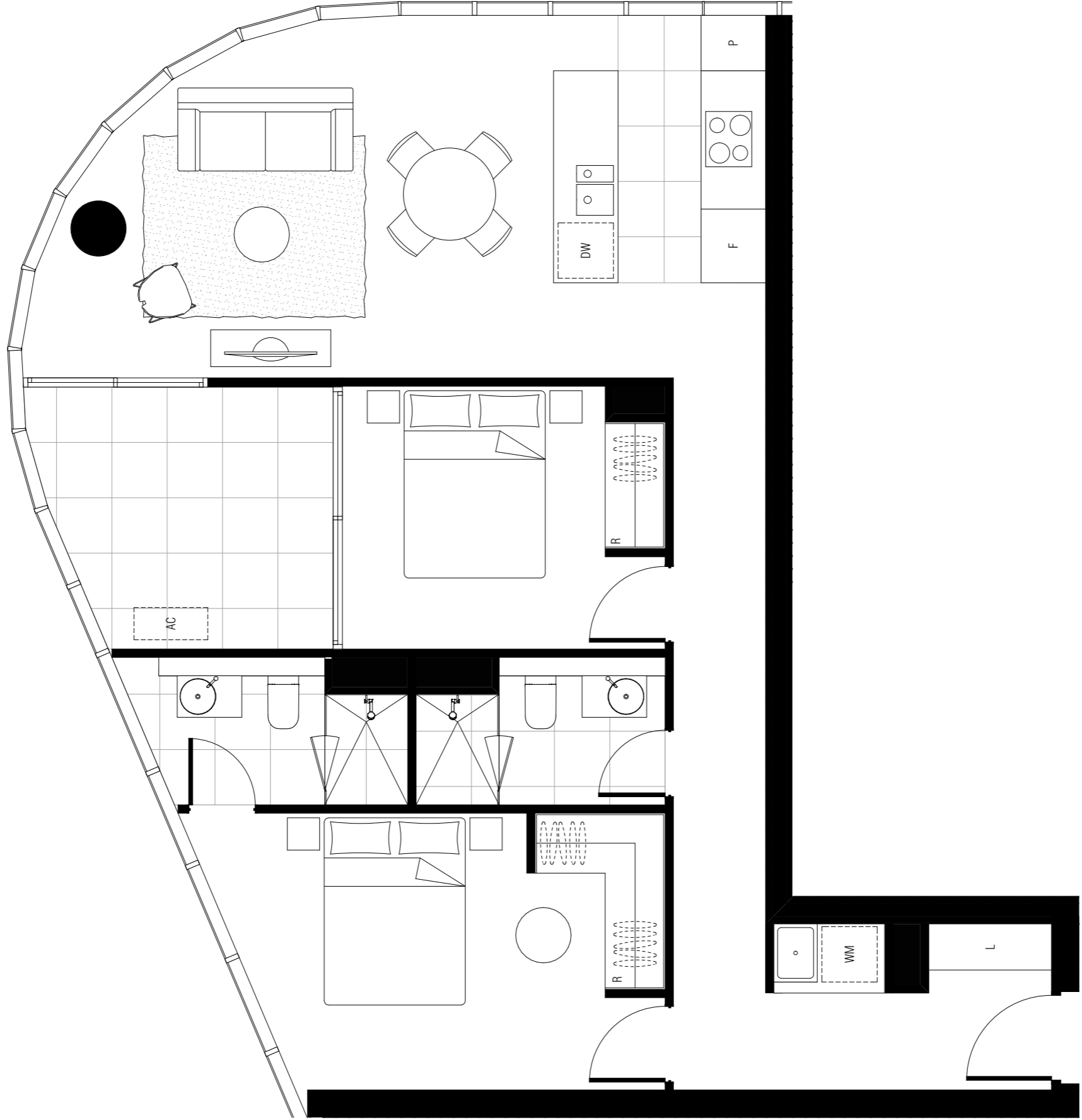
LEVEL 6-24

DW - DISHWASHER F - FRIDGE SPACE L - LINEN P - PANTRY R - ROBE ST - STORAGE WM - WASHING MACHINE SPACE

NOTE: ALL LAYOUTS SUBJECT TO STRUCTURAL / SERVICES REQUIREMENTS

DWG NO	DWG TITLE	REVISION	DATE
MK T2A-201	APT TYPE T2A-2B T2A-TOWER	REV. -	26.03.2018

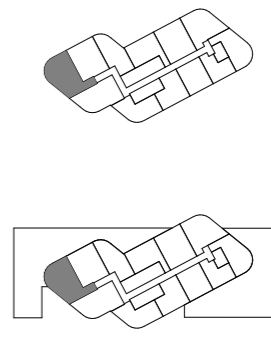
BM Sewer: Binnacorp3 - BM Sewer 2015065 Section 200 Canberra 150165 Floor (R808) DATE: 26.03.2018



**APT TYPE T2A-2C
T2A-TOWER**

INTERNAL AREA: 83 M2
EXTERNAL AREA: 8 M2
TOTAL AREA: 91 M2

APPLICABLE TO UNITS:
703 , 803 , 903 , 1003 , 1103 , 1203 , 1303 , 1403 ,
1503 , 1603 , 1703 , 1803 , 1903 , 2003 , 2103 , 2203 ,
2303 , 2403 ,



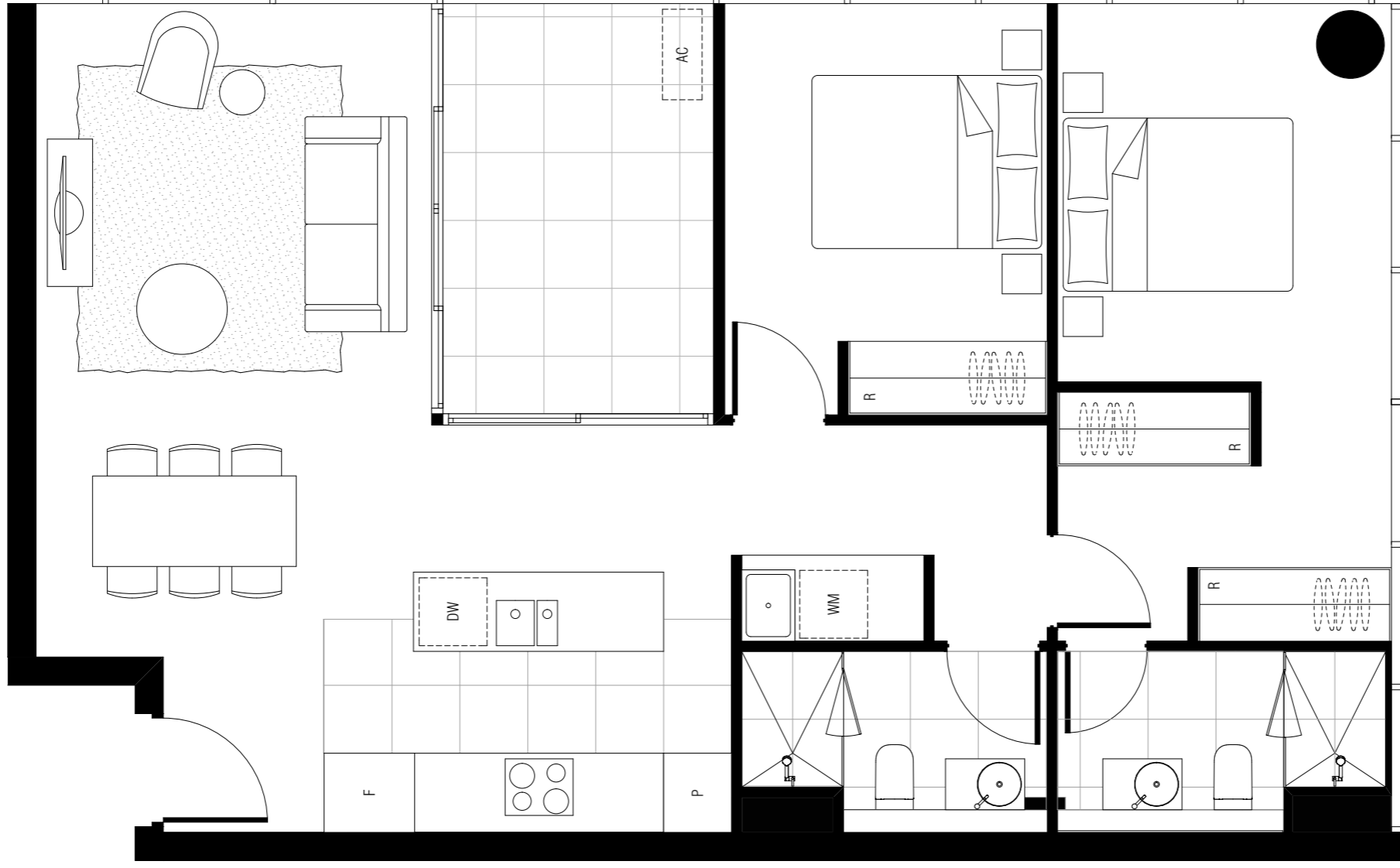
LEVEL 7
LEVEL 6-24

DW - DISHWASHER F - FRIDGE SPACE L - LINEN P - PANTRY R - ROBE ST - STORAGE WM - WASHING MACHINE SPACE

NOTE: ALL LAYOUTS SUBJECT TO STRUCTURAL / SERVICES REQUIREMENTS

DWG NO	DWG TITLE	REVISION	DATE
MK T2A-202	APT TYPE T2A-2C T2A-TOWER	REV. -	26.03.2018

BIM Server: BIMserver9 - BIM Server 2015065 Section 200 Canberra\59105 Floor\BIM DATE: 26.03.2018



APPLICABLE TO UNITS:
602

APT TYPE T2A-2D (M)
T2A-TOWER

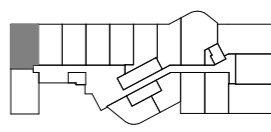
INTERNAL AREA: 84 M2
EXTERNAL AREA: 8 M2
TOTAL AREA: 92 M2

DW - DISHWASHER F - FRIDGE SPACE L - LINEN P - PANTRY R - ROBE ST - STORAGE WM - WASHING MACHINE SPACE

NOTE: ALL LAYOUTS SUBJECT TO STRUCTURAL / SERVICES REQUIREMENTS

DWG NO	DWG TITLE	REVISION	DATE
MK T2A-203	APT TYPE T2A-2D T2A-TOWER	REV. -	26.03.2018

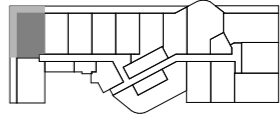
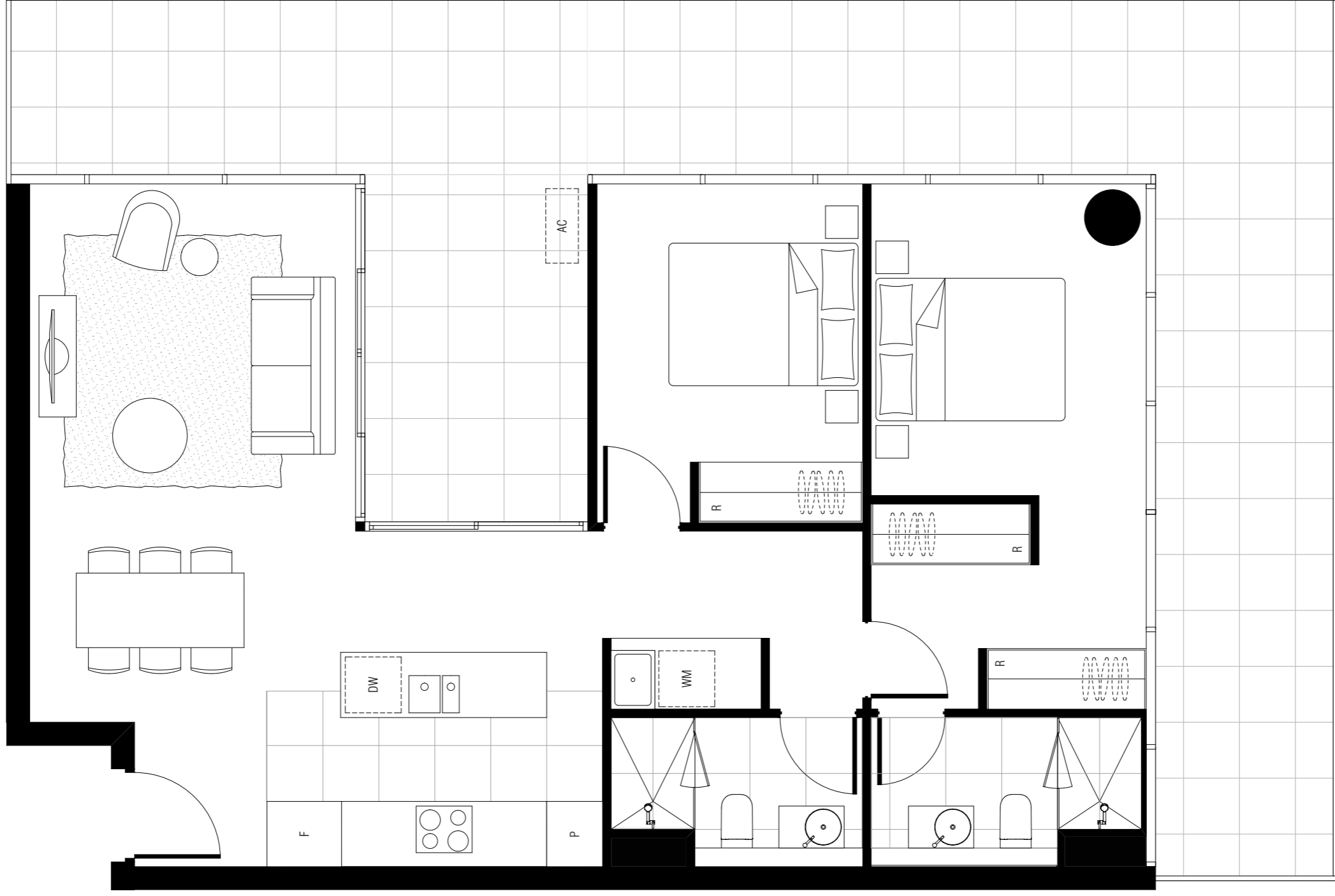
BIM Server: BIMserver9 - BIM Server 2015065, Section 200 Canberra 150165 Floor 0808 DATE: 26.03.2018



LEVEL 6

0.00





LEVEL 5

APT TYPE T2A-2D.1 (M)
T2A-TOWER

INTERNAL AREA: 84 M2
EXTERNAL AREA: 31 M2
TOTAL AREA: 115 M2

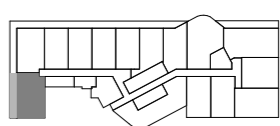
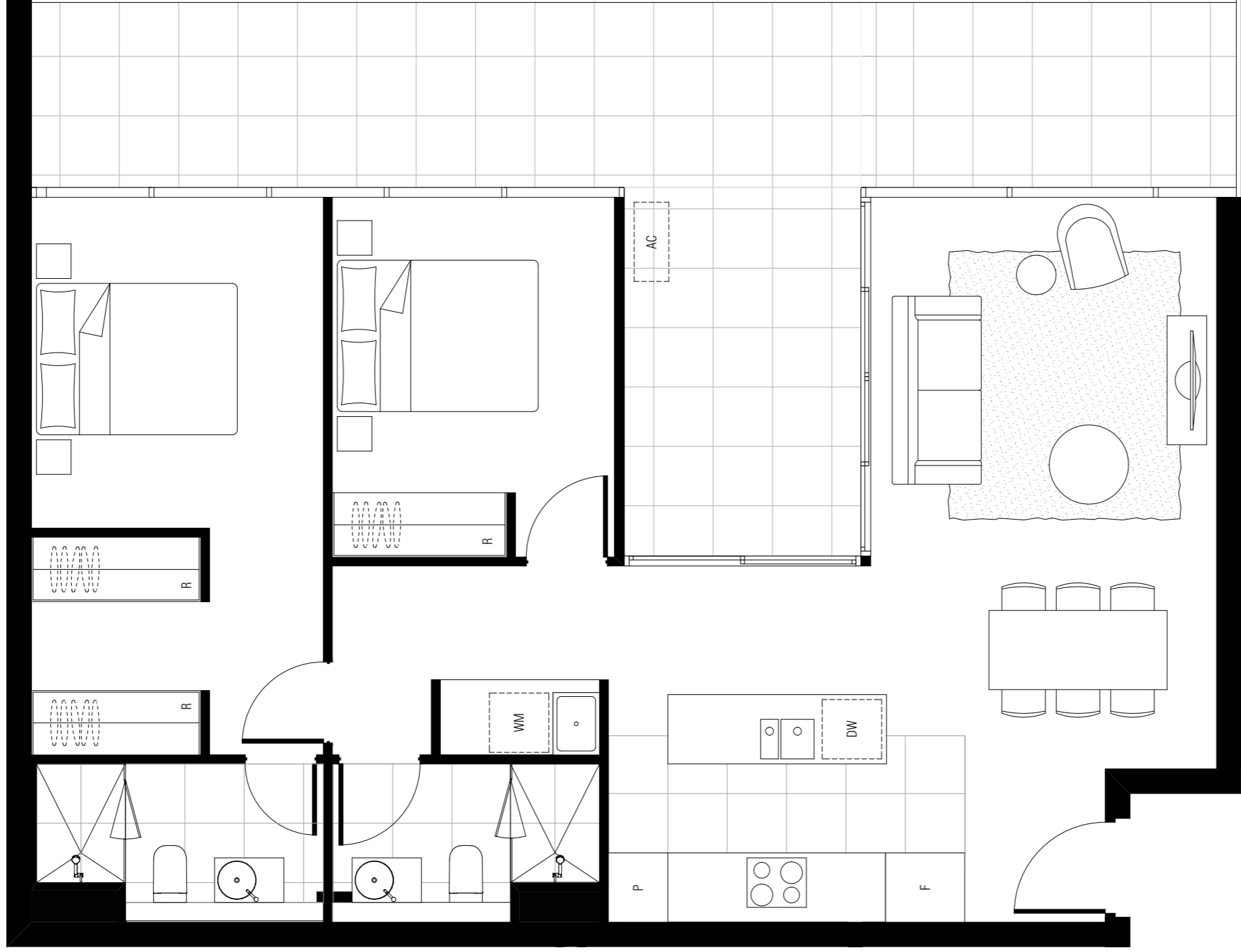
APPLICABLE TO UNITS:
502

DW - DISHWASHER F - FRIDGE SPACE L - LINEN P - PANTRY R - ROBE ST - STORAGE WM - WASHING MACHINE SPACE

NOTE: ALL LAYOUTS SUBJECT TO STRUCTURAL / SERVICES REQUIREMENTS

DWG NO	DWG TITLE	REVISION	DATE
MK T2A-203	APT TYPE T2A-2D.1 T2A-TOWER	REV. -	26.03.2018

BIM Server: BIMserver9 - BIM Server 2015065 Section 200 Canberra 150165 Floor 0502 DATE: 26.03.2018



LEVEL 5

APPLICABLE TO UNITS:
501

APT TYPE T2A-2D.1
T2A-TOWER

INTERNAL AREA: 84 M2
EXTERNAL AREA: 31 M2
TOTAL AREA: 115 M2

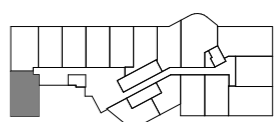
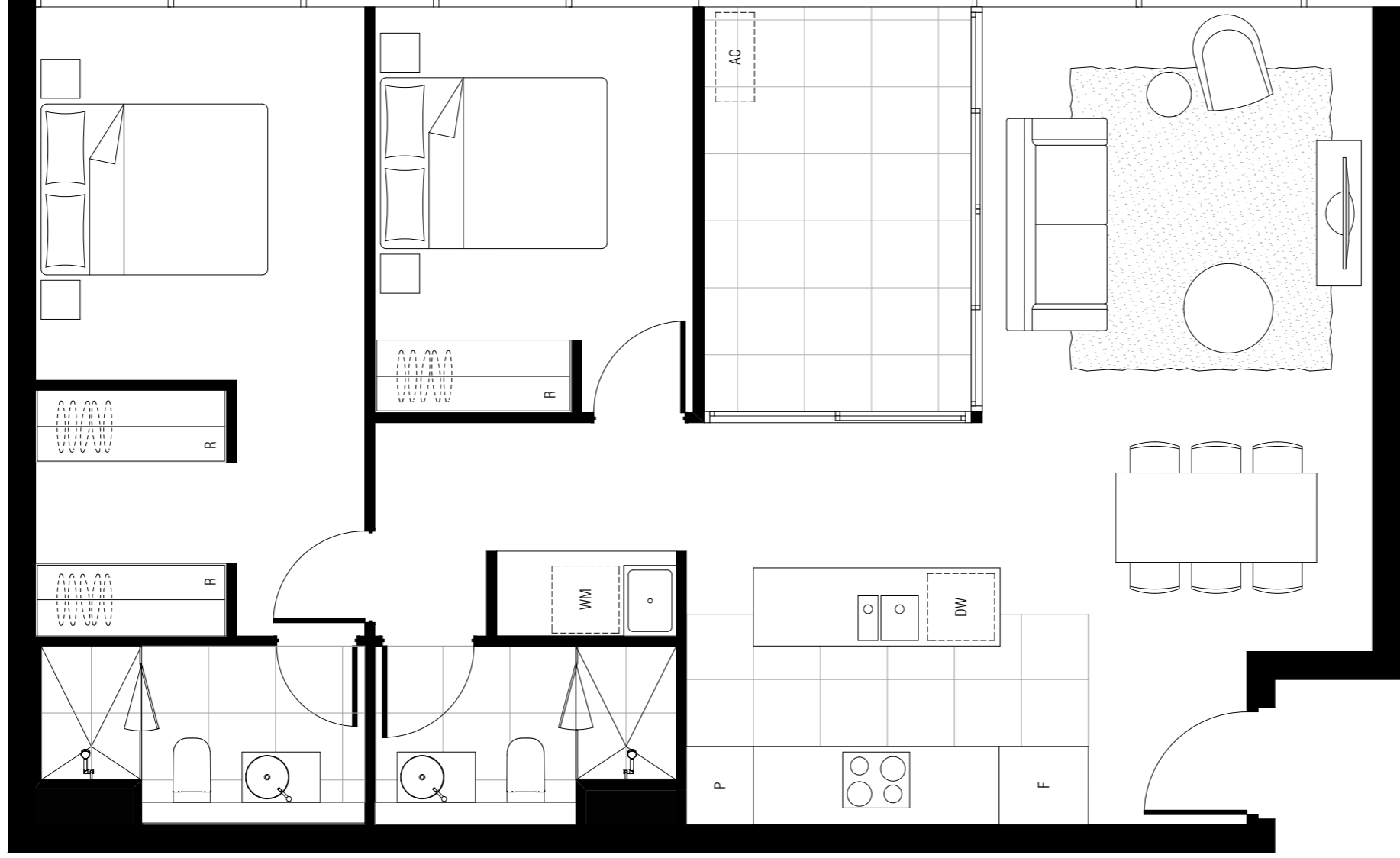
DW - DISHWASHER F - FRIDGE SPACE L - LINEN P - PANTRY R - ROBE ST - STORAGE WM - WASHING MACHINE SPACE

NOTE: ALL LAYOUTS SUBJECT TO STRUCTURAL / SERVICES REQUIREMENTS

DWG NO	DWG TITLE	REVISION	DATE
MK T2A-203	APT TYPE T2A-2D.1 T2A-TOWER	REV. -	26.03.2018

BM Sewer: Binnacorp9 - BM Sewer 2015065 Section 200 Canberra 15005 Floor (R88) DATE: 26.03.2018





LEVEL 6

APPLICABLE TO UNITS:
601

APT TYPE T2A-2D
T2A-TOWER

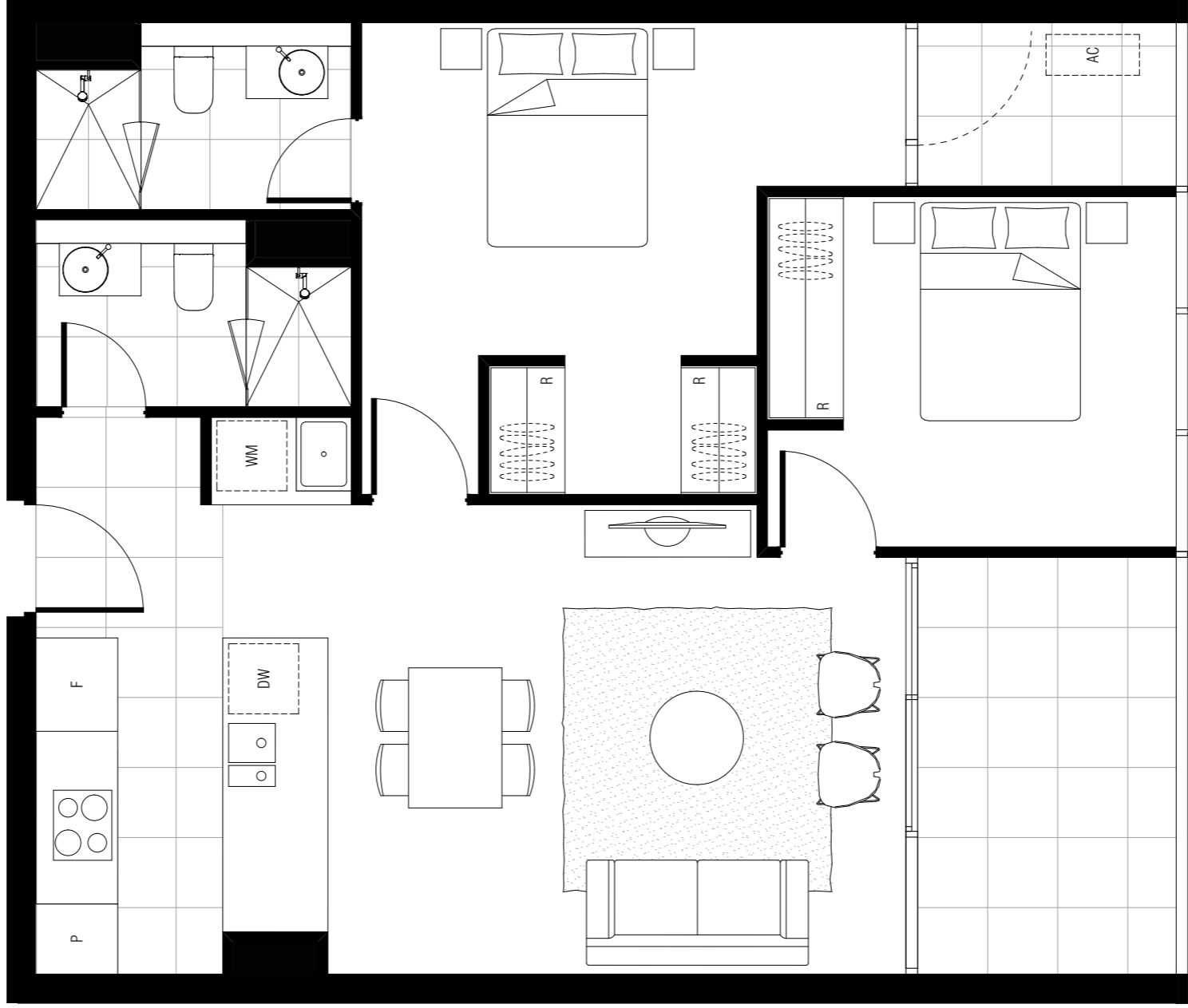
INTERNAL AREA: 83 M2
EXTERNAL AREA: 8 M2
TOTAL AREA: 91 M2

DW - DISHWASHER F - FRIDGE SPACE L - LINEN P - PANTRY R - ROBE ST - STORAGE WM - WASHING MACHINE SPACE

NOTE: ALL LAYOUTS SUBJECT TO STRUCTURAL / SERVICES REQUIREMENTS

DWG NO	DWG TITLE	REVISION	DATE
MK T2A-203	APT TYPE T2A-2D T2A-TOWER	REV. -	26.03.2018

BM Siver, Birmesve3 - BM Siver, 20115965, Section, 200 Canberra 15065 Final BR007 DATE: 26.03.2018



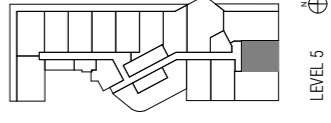
ADAPTABLE
APT TYPE T2A-2E
T2A-TOWER

INTERNAL AREA: 76 M2
 EXTERNAL AREA: 11 M2
 TOTAL AREA: 87 M2

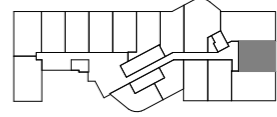
APPLICABLE TO UNITS:
 511 , 611 ,

DW - DISHWASHER F - FRIDGE SPACE L - LINEN P - PANTRY R - ROBE ST - STORAGE WM - WASHING MACHINE SPACE

NOTE: ALL LAYOUTS SUBJECT TO STRUCTURAL / SERVICES REQUIREMENTS



LEVEL 5




LEVEL 6

3M

3M



DWG NO	DWG TITLE	REVISION	DATE
MK T2A-204	APT TYPE T2A-2E	REV. -	23.03.2018
	T2A-TOWER		



APT TYPE T2A-2F.1
T2A-TOWER

INTERNAL AREA: 89 M2
EXTERNAL AREA: 71 M2
TOTAL AREA: 160 M2

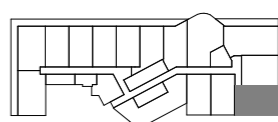
APPLICABLE TO UNITS:
512

DWG NO	DWG TITLE	REVISION	DATE
MK T2A-205	APT TYPE T2A-2F.1 T2A-TOWER	REV. -	26.03.2018

BIM Server: BIMserver9 - BIM Server 2015065 Section 200 Canberra\15065 Floor 02001 DATE: 26.03.2018

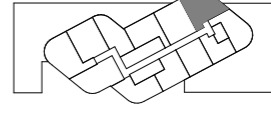
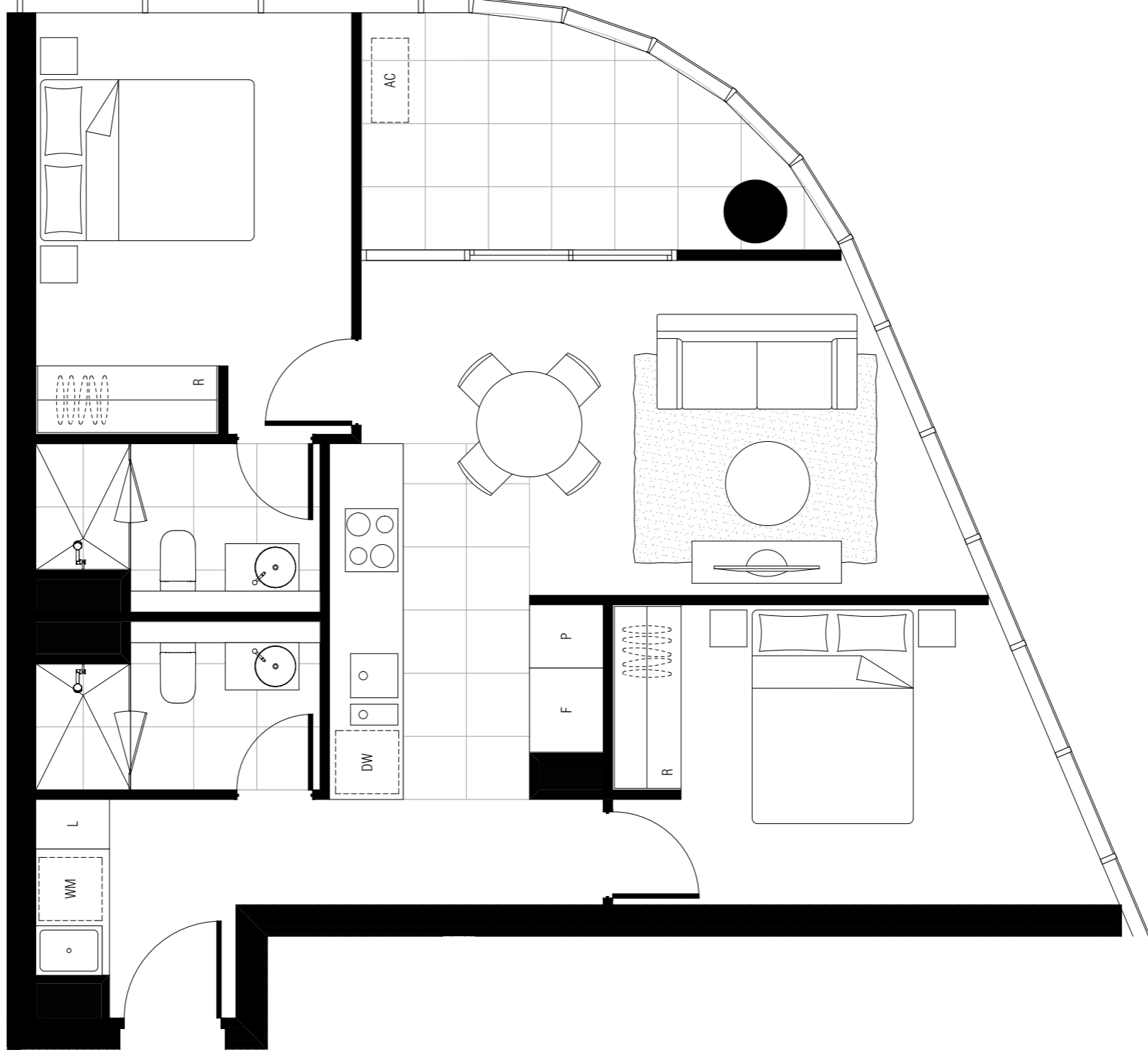
DW - DISHWASHER F - FRIDGE SPACE L - LINEN P - PANTRY R - ROBE ST - STORAGE WM - WASHING MACHINE SPACE

NOTE: ALL LAYOUTS SUBJECT TO STRUCTURAL / SERVICES REQUIREMENTS

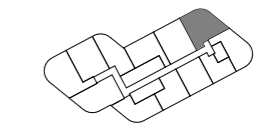


LEVEL 5





LEVEL 7



LEVEL 6-24

APT TYPE T2A-2G T2A-TOWER

INTERNAL AREA: 70 M2
EXTERNAL AREA: 8 M2
TOTAL AREA: 78 M2

APPLICABLE TO UNITS:

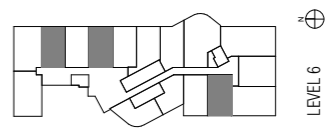
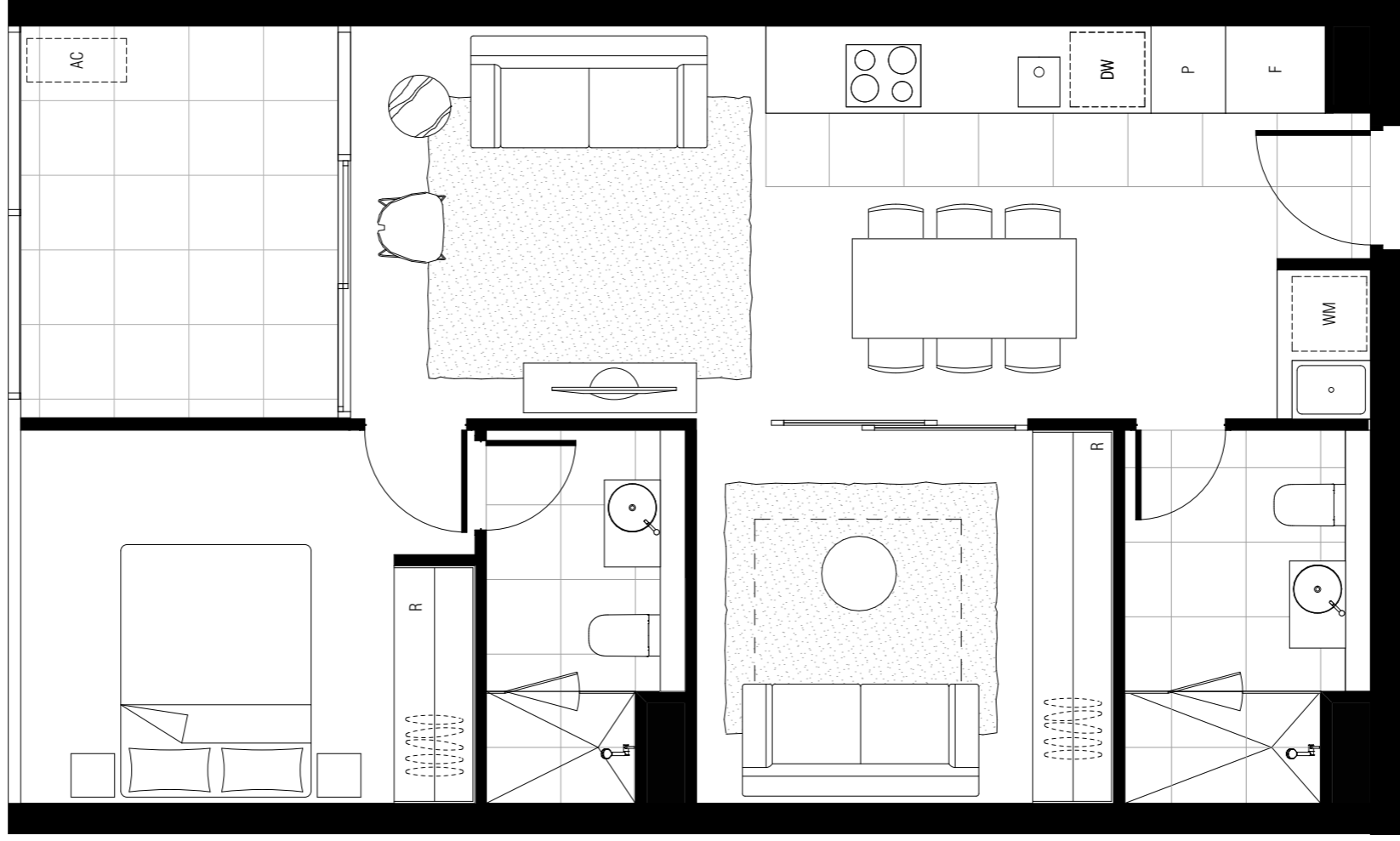
708 , 808 , 908 , 1008 , 1108 , 1208 , 1308 , 1408 ,
1508 , 1608 , 1708 , 1808 , 1908 , 2008 , 2108 , 2208 ,
2308 , 2408 ,

DW - DISHWASHER F - FRIDGE SPACE L - LINEN P - PANTRY R - ROBE ST - STORAGE WM - WASHING MACHINE SPACE

NOTE: ALL LAYOUTS SUBJECT TO STRUCTURAL / SERVICES REQUIREMENTS

DWG NO	DWG TITLE	REVISION	DATE
MK T2A-206	APT TYPE T2A-2G T2A-TOWER	REV. -	26.03.2018

BIM Server: BIMserver9 - BIM Server 20150665 Section 200 Canberra\150165 Floor\88888 DATE: 26.03.2018



LEVEL 6

ADAPTABLE
APT TYPE T2A-2H(M)
T2A-TOWER

APPLICABLE TO UNITS:
 603 , 605 , 613 ,

INTERNAL AREA: 64 M2
 EXTERNAL AREA: 8 M2
 TOTAL AREA: 71 M2

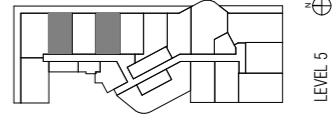
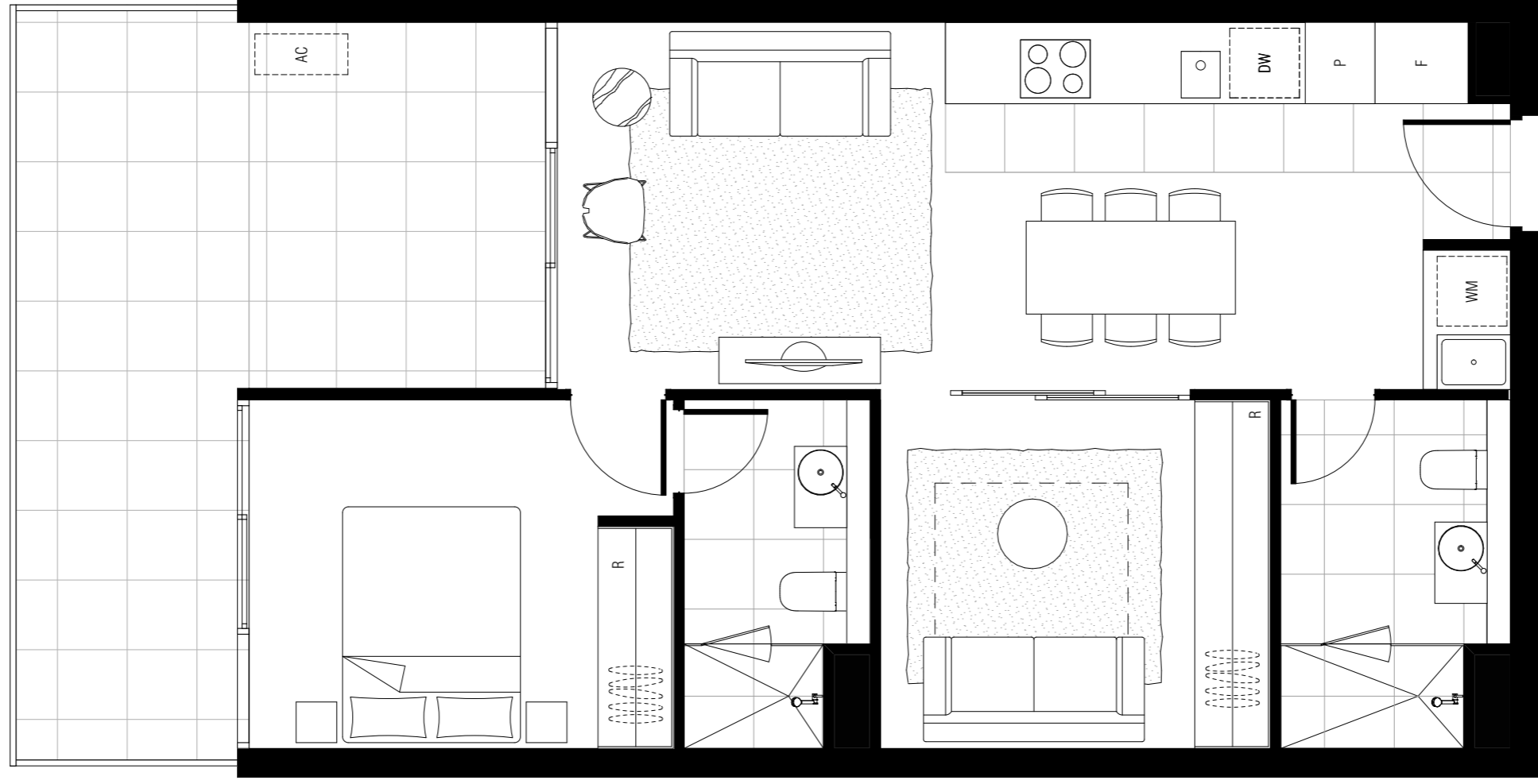
DW - DISHWASHER F - FRIDGE SPACE L - LINEN P - PANTRY R - ROBE ST - STORAGE WM - WASHING MACHINE SPACE

NOTE: ALL LAYOUTS SUBJECT TO STRUCTURAL / SERVICES REQUIREMENTS

DWG NO _____ DWG TITLE _____ REVISION _____ DATE _____

MK T2A-207. T2A-TOWER APT TYPE T2A-2H(M) REV. - 26.03.2018

BM Siver, Bismarck3 - BM Siver 20115065 Section 200 Canberra15065 Final BRM7 DATE 26.03.2018



ADAPTABLE
APT TYPE T2A-2H.1 (M)
 T2A-TOWER

APPLICABLE TO UNITS:
 503 , 505 ,

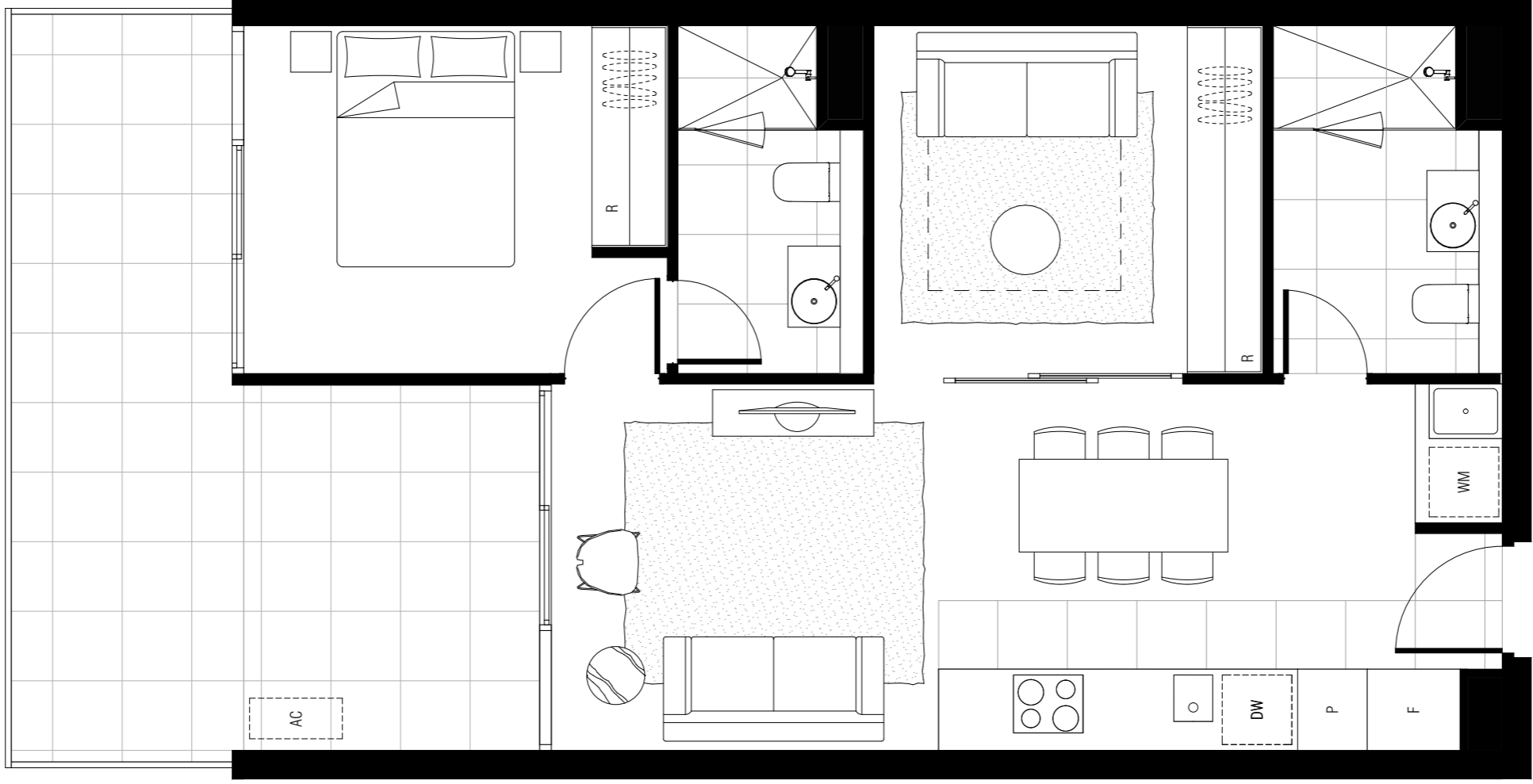
INTERNAL AREA: 64 M2
 EXTERNAL AREA: 20 M2
 TOTAL AREA: 84 M2

DW - DISHWASHER F - FRIDGE SPACE L - LINEN P - PANTRY R - ROBE ST - STORAGE WM - WASHING MACHINE SPACE

NOTE: ALL LAYOUTS SUBJECT TO STRUCTURAL / SERVICES REQUIREMENTS

DWG NO	DWG TITLE	REVISION	DATE
MK T2A-207	APT TYPE T2A-2H.1 (M) REV. -		26.03.2018
	32A-TOWER		

BM Sewer: Binnacorp9 - BM Sewer 2015065 Section 200 Canberra 15005 Floor (R) DATE: 26.03.2018



ADAPTABLE

APT TYPE T2A-2H.1
T2A-TOWER

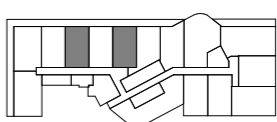
INTERNAL AREA: 64 M2
EXTERNAL AREA: 20 M2
TOTAL AREA: 84 M2

APPLICABLE TO UNITS:
504 , 506 ,

DWG NO. MK T2A-207.2A-TOWER
DWG TITLE APT TYPE T2A-2H.1
REVISION REV. -
DATE 26.03.2018

DW - DISHWASHER F - FRIDGE SPACE L - LINEN P - PANTRY R - ROBE ST - STORAGE WM - WASHING MACHINE SPACE

NOTE: ALL LAYOUTS SUBJECT TO STRUCTURAL / SERVICES REQUIREMENTS



LEVEL 5





ADAPTABLE
APT TYPE T2A-2H.2(M) APPLICABLE TO UNITS: 513
T2A-TOWER

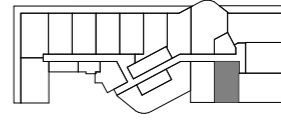
INTERNAL AREA: 64 M2
 EXTERNAL AREA: 42 M2
 TOTAL AREA: 106 M2

DW - DISHWASHER F - FRIDGE SPACE L - LINEN P - PANTRY R - ROBE ST - STORAGE WM - WASHING MACHINE SPACE

NOTE: ALL LAYOUTS SUBJECT TO STRUCTURAL / SERVICES REQUIREMENTS

DWG NO	DWG TITLE	REVISION	DATE
MK T2A-207	APT TYPE T2A-2H.2(M)REV. - 52A-TOWER	-	26.03.2018

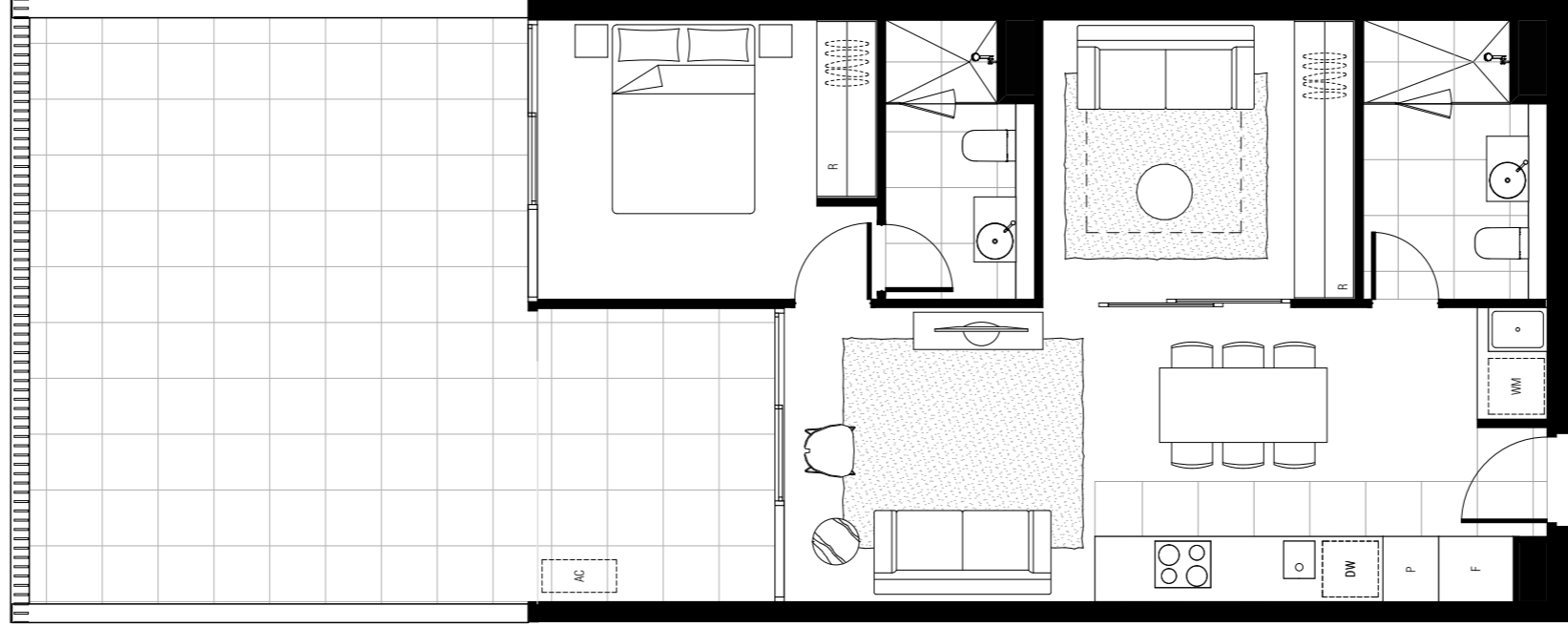
BIM Server: Bimserver9 - BIM Server 2015065 Section 200 Canberra 150105 Floor 0808 DATE: 26.03.2018



LEVEL 5

PM





ADAPTABLE

APT TYPE T2A-2H.2 T2A-TOWER

INTERNAL AREA: 64 M2
EXTERNAL AREA: 42 M2
TOTAL AREA: 106 M2

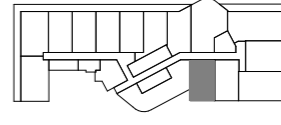
APPLICABLE TO UNITS:
514

DWG NO	DWG TITLE	REVISION	DATE
MK T2A-207	APT TYPE T2A-2H.2 T2A-TOWER	REV. -	26.03.2018


BM Siver, Bismarck3 - BM Siver 20115965 Section 200 Canberra 15065 Final BRM DATE 26.03.2018

DW - DISHWASHER F - FRIDGE SPACE L - LINEN P - PANTRY R - ROBE ST - STORAGE WM - WASHING MACHINE SPACE

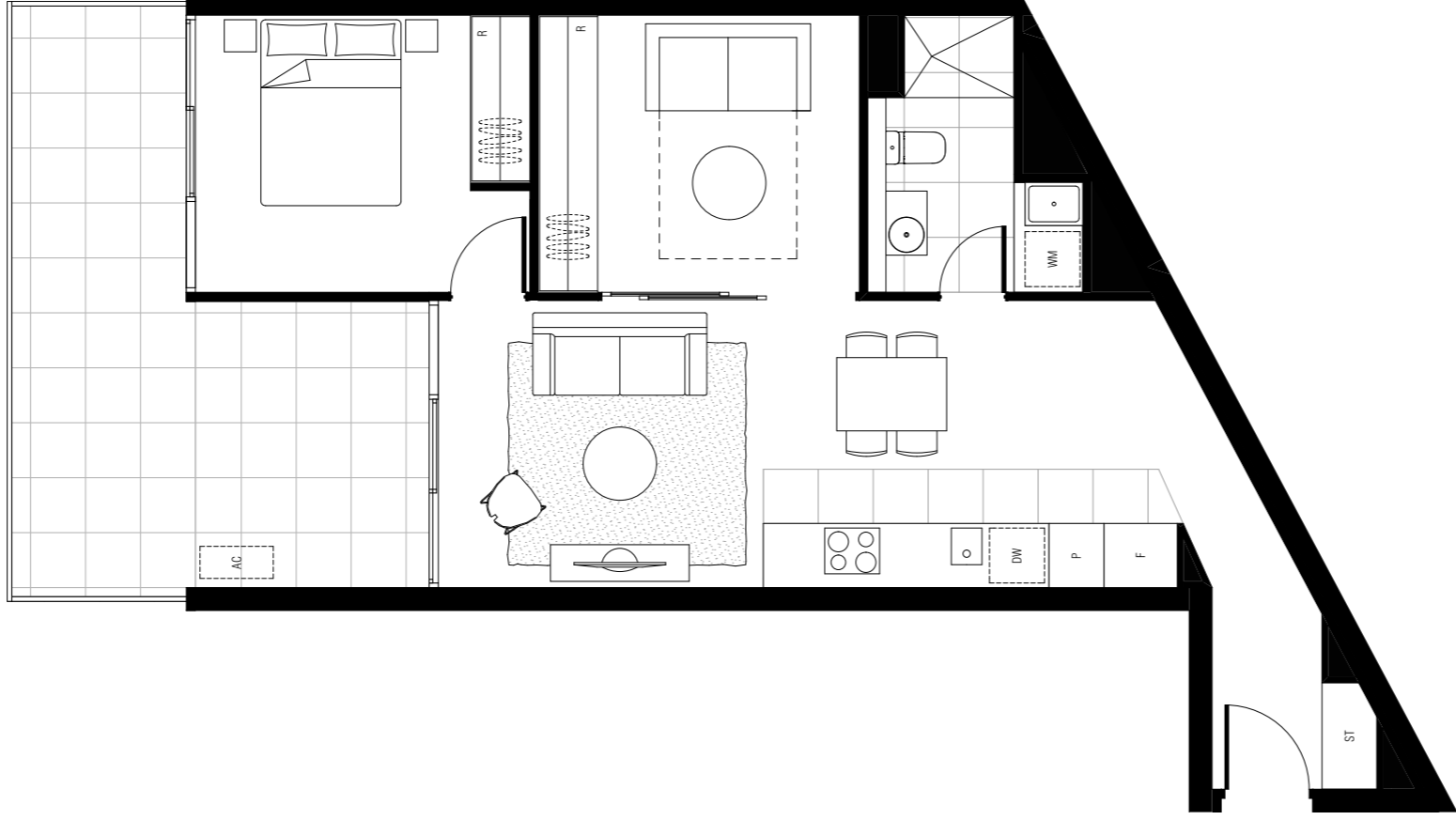
NOTE: ALL LAYOUTS SUBJECT TO STRUCTURAL / SERVICES REQUIREMENTS



LEVEL 5



FENDER KATRALIDIS



APT TYPE T2A-2J.1 T2A-TOWER

INTERNAL AREA: 65 M2
EXTERNAL AREA: 20 M2
TOTAL AREA: 85 M2

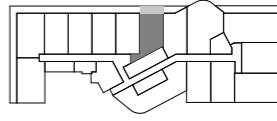
APPLICABLE TO UNITS:
507

DW - DISHWASHER F - FRIDGE SPACE L - LINEN P - PANTRY R - ROBE ST - STORAGE WM - WASHING MACHINE SPACE

NOTE: ALL LAYOUTS SUBJECT TO STRUCTURAL / SERVICES REQUIREMENTS

DWG NO	DWG TITLE	REVISION	DATE
MK T2A-208	APT TYPE T2A-2J.1 T2A-TOWER	REV. -	26.03.2018

BIM Server: BIMserver9 - BIM Server 2015065 Section 200 Canberra 150165 Floor 0808 DATE: 26.03.2018



LEVEL 5

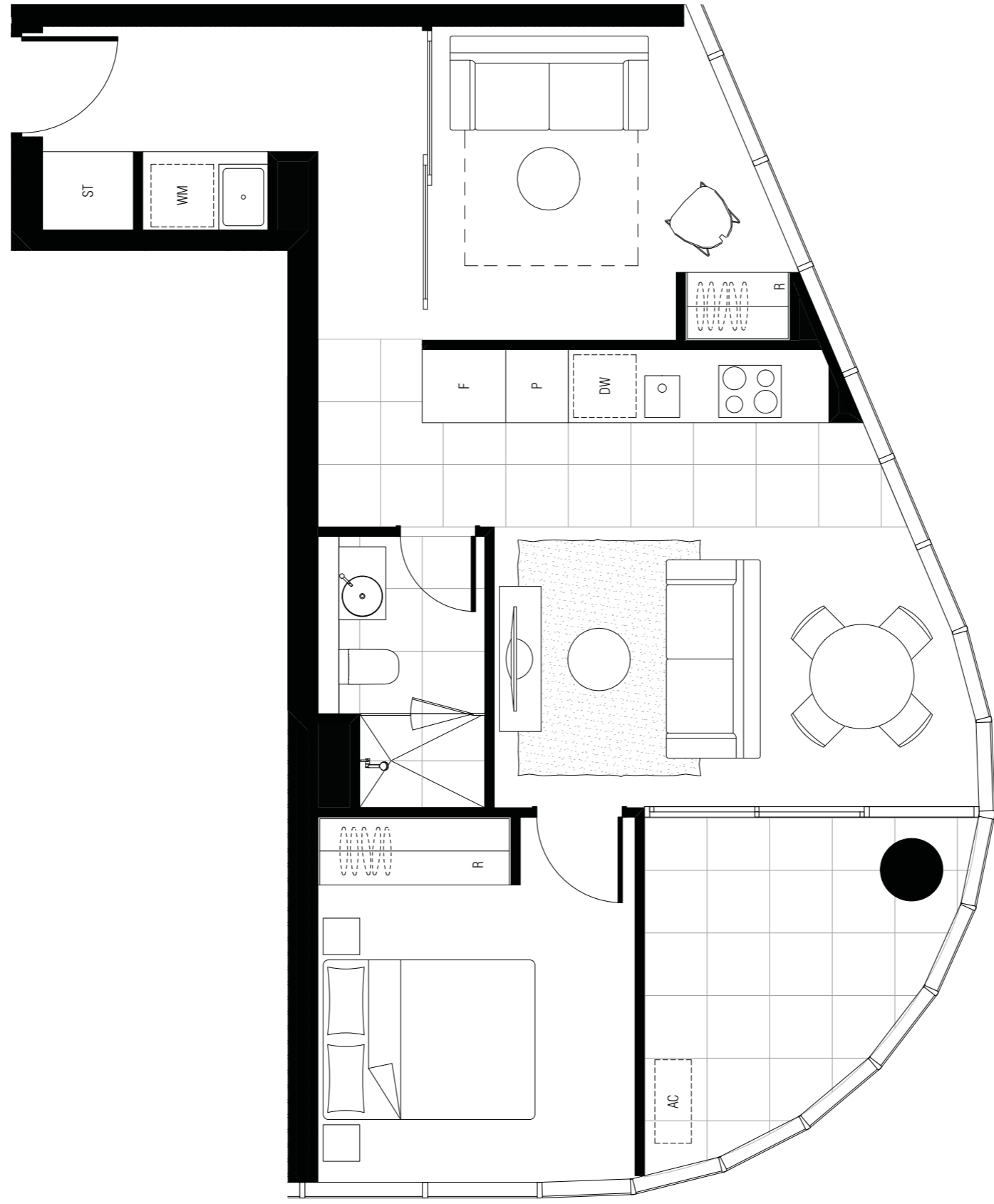


PM



FENDER KATZALDIE

3rd

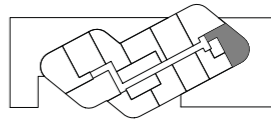


APT TYPE T2A-2K T2A-TOWER

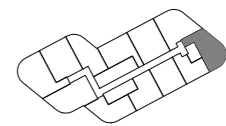
INTERNAL AREA: 60 M2
EXTERNAL AREA: 8 M2
TOTAL AREA: 68 M2

APPLICABLE TO UNITS:

709 , 809 , 909 , 1009 , 1109 , 1209 , 1309 , 1409 ,
1509 , 1609 , 1709 , 1809 , 1909 , 2009 , 2109 , 2209 ,
2309 , 2409 ,



LEVEL 7



LEVEL 8-24

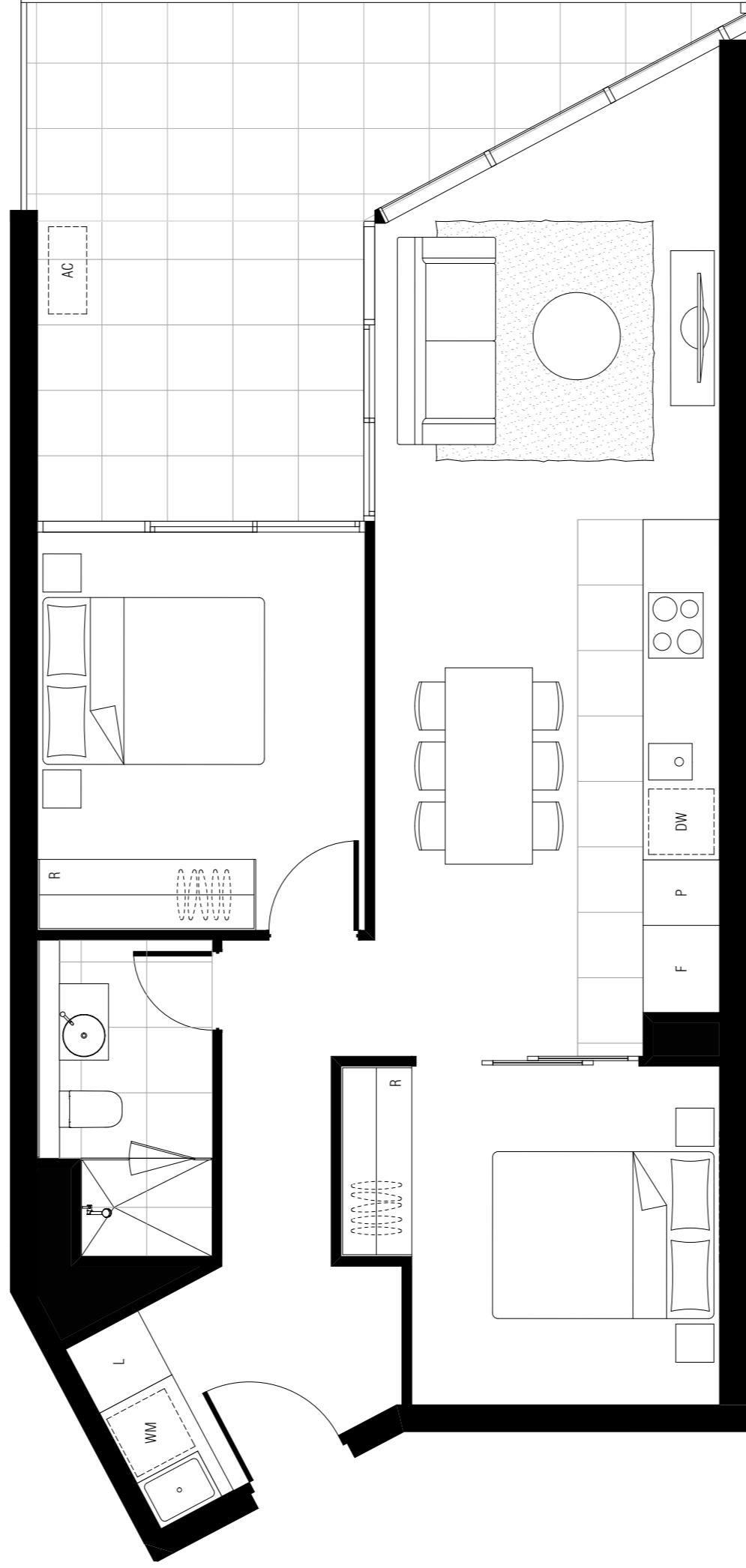
DW - DISHWASHER F - FRIDGE SPACE L - LINEN P - PANTRY R - ROBE ST - STORAGE WM - WASHING MACHINE SPACE

NOTE: ALL LAYOUTS SUBJECT TO STRUCTURAL / SERVICES REQUIREMENTS

DWG NO	DWG TITLE	REVISION	DATE
MK T2A-209	APT TYPE T2A-2K	REV. -	26.03.2018
	T2A-TOWER		

BM Swaney Brisbane3 - BM Swaney2015065 - Sector 200 Canberra150655 Floor 8TOWER DATE: 03.04.2018





**APT TYPE T2A-2L.1
T2A-TOWER**

INTERNAL AREA: 68 M2
EXTERNAL AREA: 18 M2
TOTAL AREA: 86 M2

APPLICABLE TO UNITS:
508

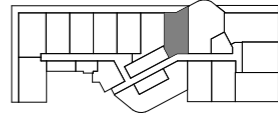
DWG NO	DWG TITLE	REVISION	DATE
508	APT TYPE T2A-2L.1	REV. -	26.03.2018

MK T2A-210. T2A-TOWER

BM Server: Bimserver9 - BM Server 2017/1565 Section 200 Canberra/1565 Floor 0902 DATE: 26.03.2018

DW - DISHWASHER F - FRIDGE SPACE L - LINEN P - PANTRY R - ROBE ST - STORAGE WM - WASHING MACHINE SPACE

NOTE: ALL LAYOUTS SUBJECT TO STRUCTURAL / SERVICES REQUIREMENTS



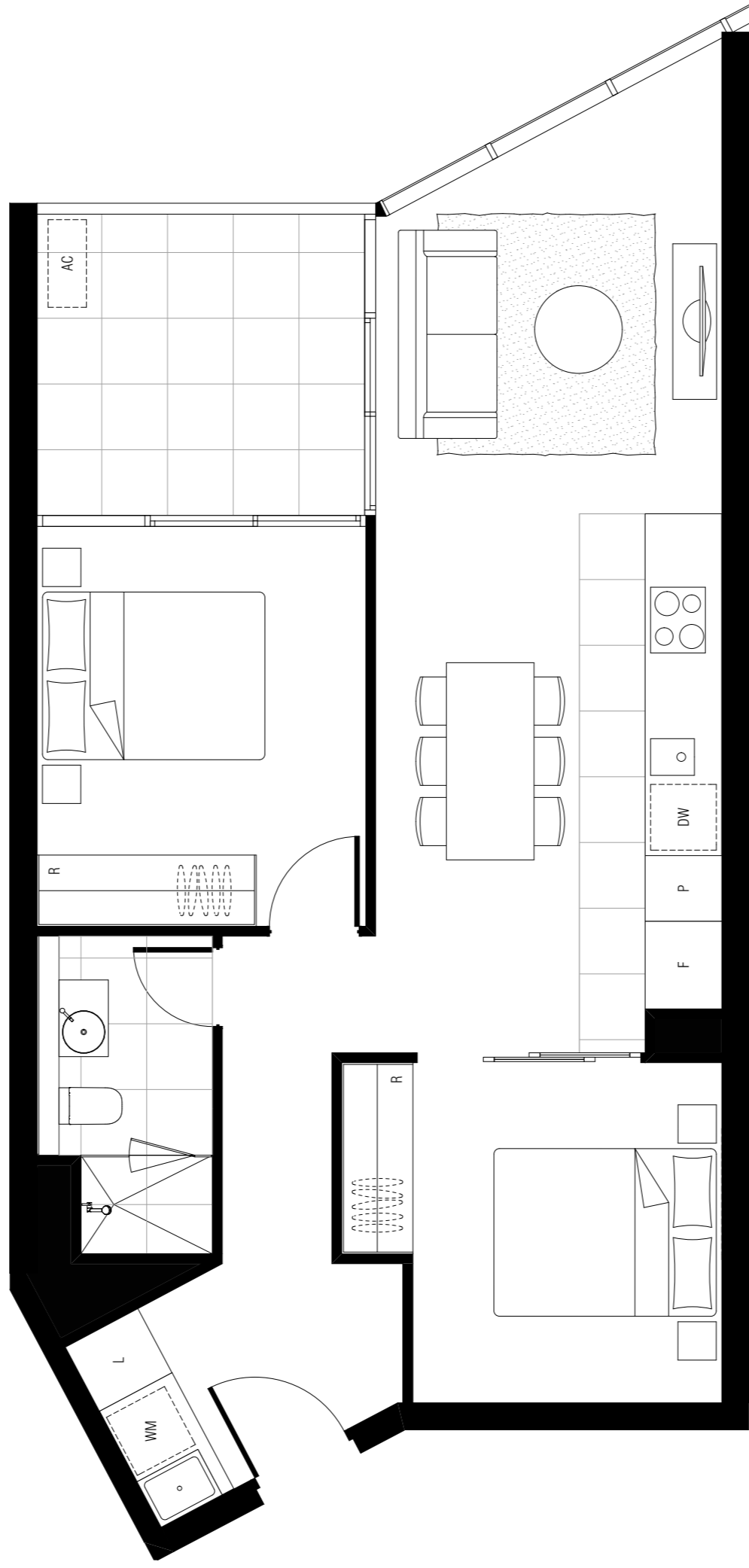
LEVEL 5



3 M



FENDER KATSALODIS



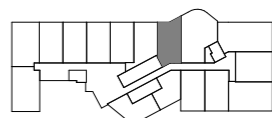
**APT TYPE T2A-2L
T2A-TOWER**

APPLICABLE TO UNITS:
608

INTERNAL AREA: 68 M2
EXTERNAL AREA: 8 M2
TOTAL AREA: 76 M2

DW - DISHWASHER F - FRIDGE SPACE L - LINEN P - PANTRY R - ROBE ST - STORAGE WM - WASHING MACHINE SPACE

NOTE: ALL LAYOUTS SUBJECT TO STRUCTURAL / SERVICES REQUIREMENTS



LEVEL 6



0M

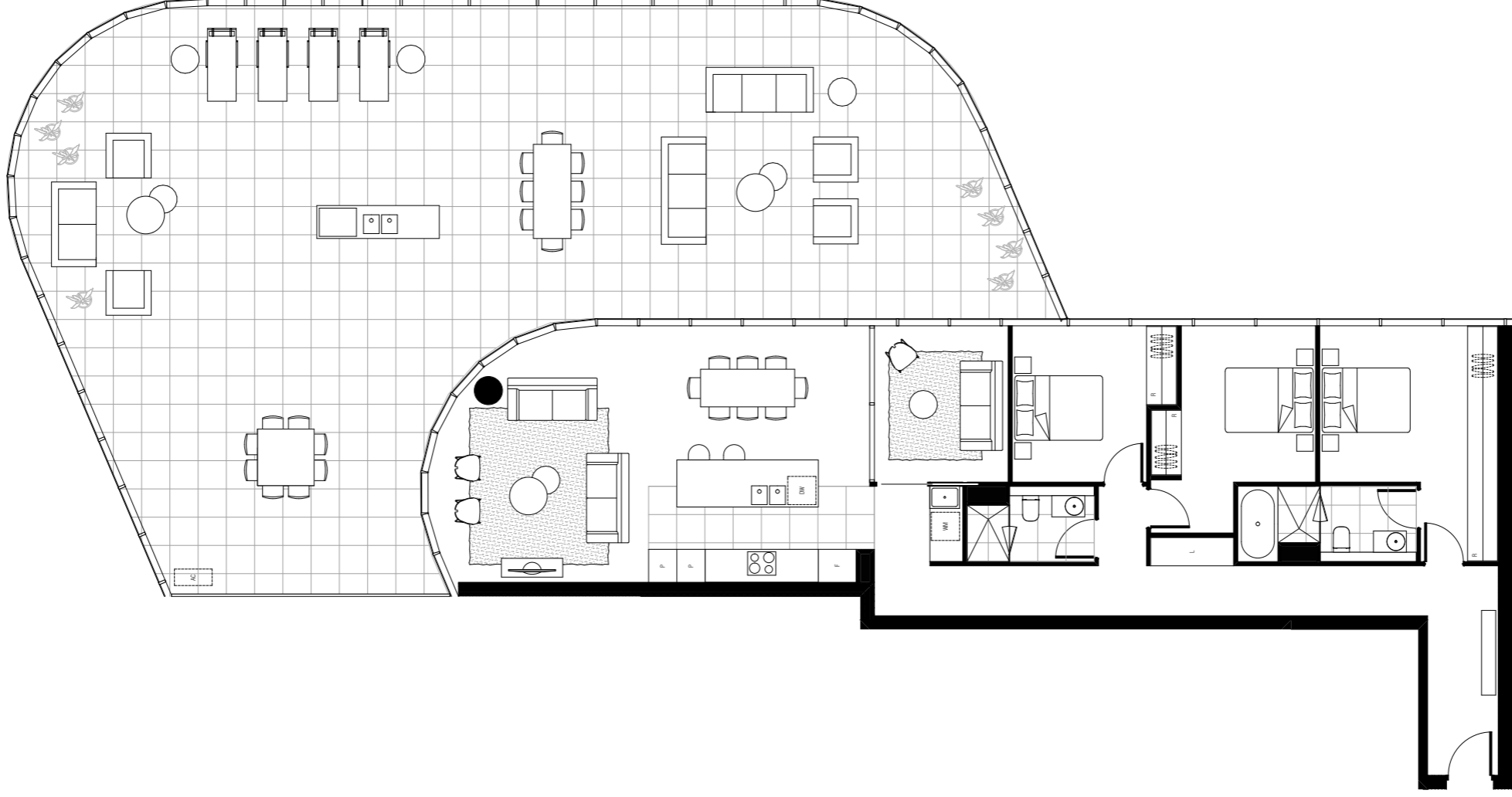
3M



DWG NO	DWG TITLE	REVISION	DATE
MK T2A-210	APT TYPE T2A-2L T2A-TOWER	REV. -	26.03.2018

BM Survey: Bimacorp - BM Survey 2015065 Section 200 Canberra 15065 Floor: 608B DATE: 26.03.2018

3 BEDROOM PLANS



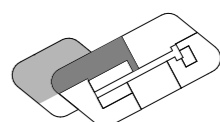
APT TYPE T2A-3A(T) T2A-TOWER

INTERNAL AREA: 134 M2
EXTERNAL AREA: 185 M2
TOTAL AREA: 319 M2

APPLICABLE TO UNITS:
2502,

DW - DISHWASHER F - FRIDGE SPACE L - LINEN P - PANTRY R - ROBE ST - STORAGE WM - WASHING MACHINE SPACE

NOTE: ALL LAYOUTS SUBJECT TO STRUCTURAL / SERVICES REQUIREMENTS



LEVEL 25



DWG NO DWG TITLE REVISION

APT TYPE T2A-3A(T)

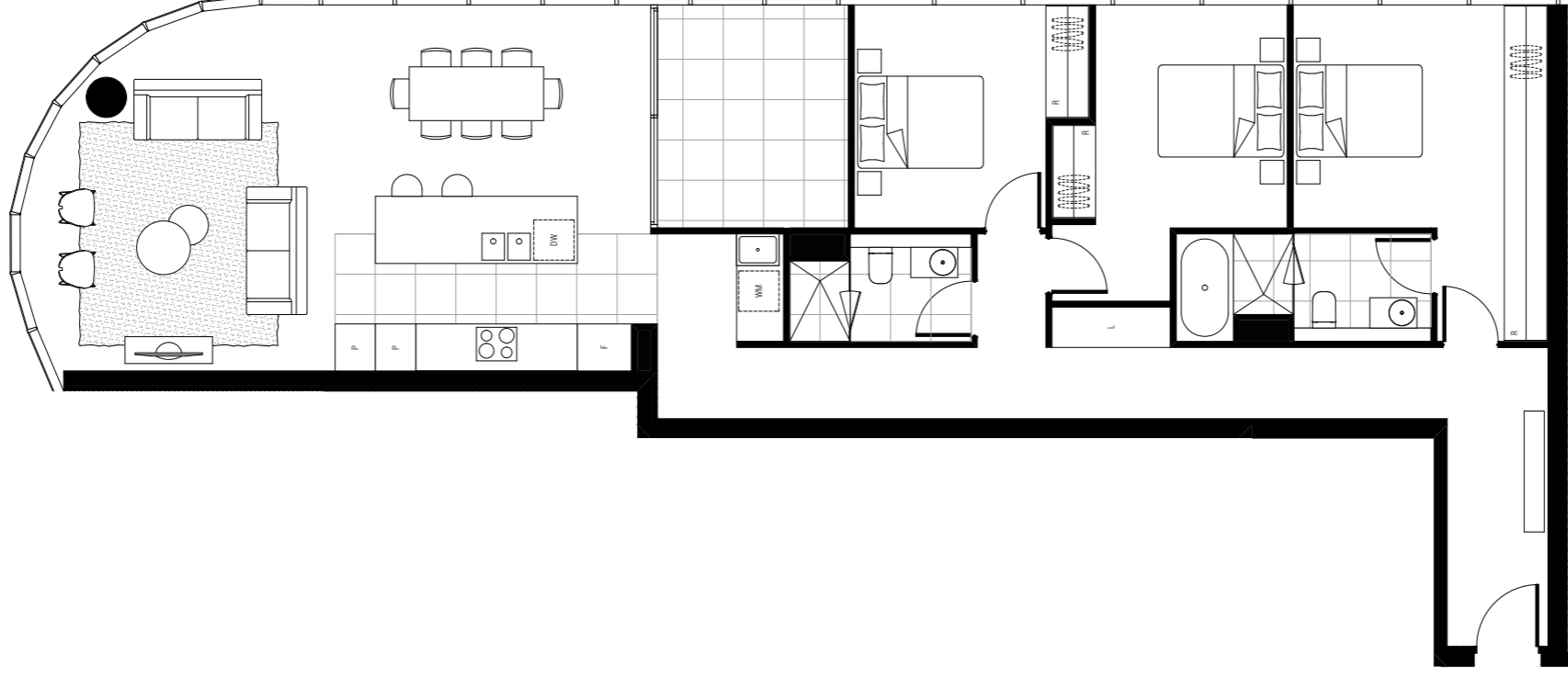
REV. -

DATE

26.03.2018

MK T2A-300 T2A-TOWER

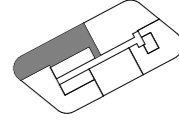
BM Siver, Birmeeves - BM Siver 20115965 Section 200 Canberra 15065 Final BRWG DATE 26.03.2018



APT TYPE T2A-3A T2A-TOWER

INTERNAL AREA: 134 M2
EXTERNAL AREA: 9 M2
TOTAL AREA: 143 M2

APPLICABLE TO UNITS:
2602, 2702,



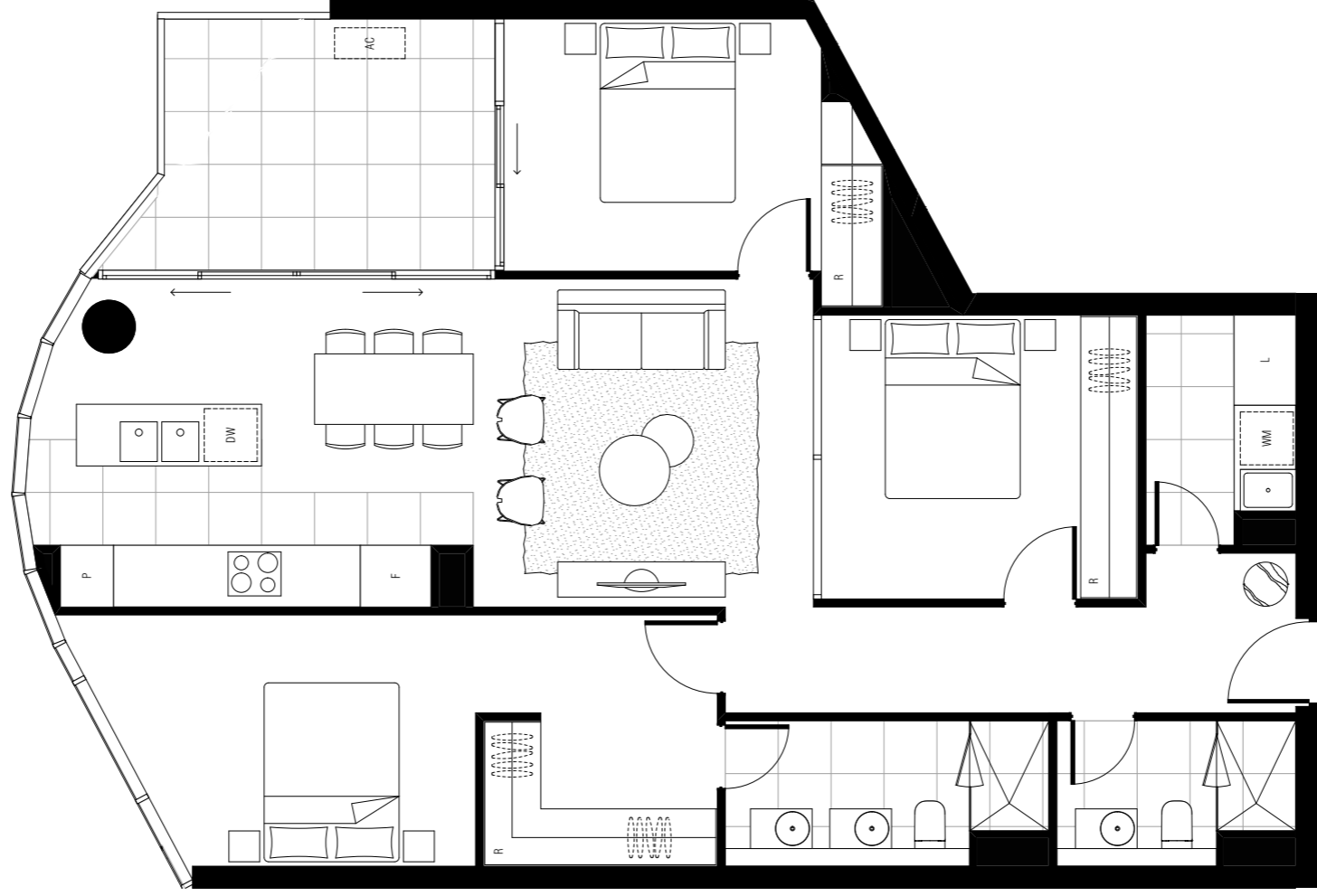
LEVEL 26-27

DW - DISHWASHER F - FRIDGE SPACE L - LINEN P - PANTRY R - ROBE ST - STORAGE WM - WASHING MACHINE SPACE

NOTE: ALL LAYOUTS SUBJECT TO STRUCTURAL / SERVICES REQUIREMENTS

DWG NO	DWG TITLE	REVISION	DATE
MK T2A-300	APT TYPE T2A-3A T2A-TOWER	REV. -	26.03.2018

BM Server: Binnacorp9 - BM Server 2015065 Section 200 Canberra 150165 Floor 0808 DATE: 26.03.2018



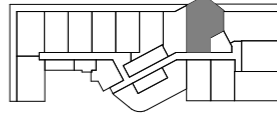
APT TYPE
T2A-3B.T
T2A-TOWER

INTERNAL AREA: 108 M2
EXTERNAL AREA: 11 M2
TOTAL AREA: 119 M2


APPLICABLE TO UNITS:
509

DW - DISHWASHER F - FRIDGE SPACE L - LINEN P - PANTRY R - ROBE ST - STORAGE WM - WASHING MACHINE SPACE

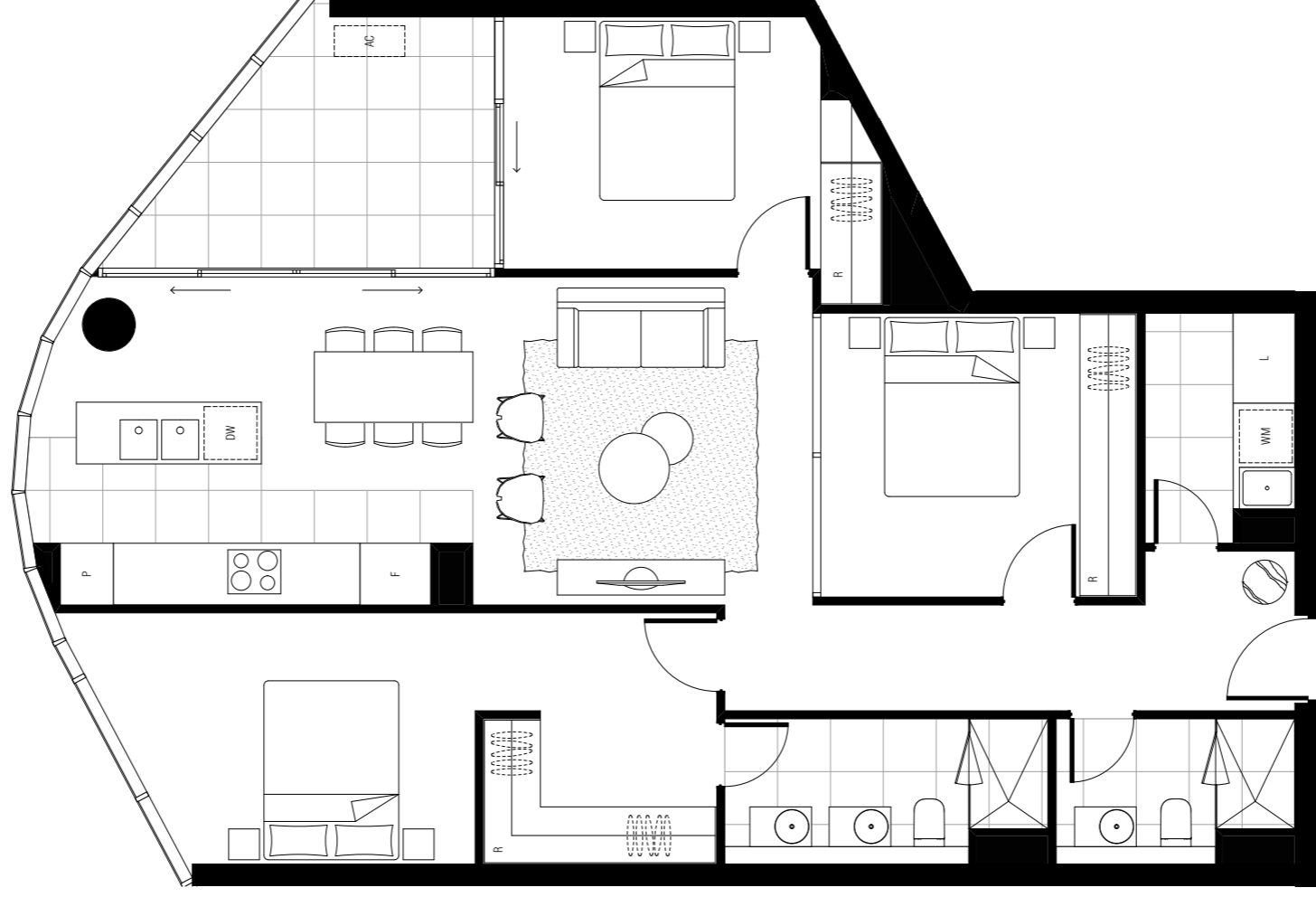
NOTE: ALL LAYOUTS SUBJECT TO STRUCTURAL / SERVICES REQUIREMENTS



LEVEL 5



DWG NO	DWG TITLE	REVISION	DATE
MK T2A-301	APT TYPE T2A-3B T2A-TOWER	REV. -	26.03.2018



APT TYPE T2A-3B T2A-TOWER

INTERNAL AREA: 108 M2
EXTERNAL AREA: 9 M2
TOTAL AREA: 117 M2

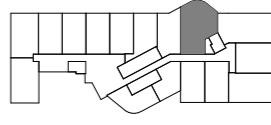
APPLICABLE TO UNITS:
609

DW - DISHWASHER F - FRIDGE SPACE L - LINEN P - PANTRY R - ROBE ST - STORAGE WM - WASHING MACHINE SPACE

NOTE: ALL LAYOUTS SUBJECT TO STRUCTURAL / SERVICES REQUIREMENTS

DWG NO	DWG TITLE	REVISION	DATE
MK T2A-301	APT TYPE T2A-3B T2A-TOWER	REV. -	26.03.2018

BM Sewer: Binnacreep - BM Sewer 2015065 Section 200 Canberra 159165 Floor (R800) DATE: 26.03.2018

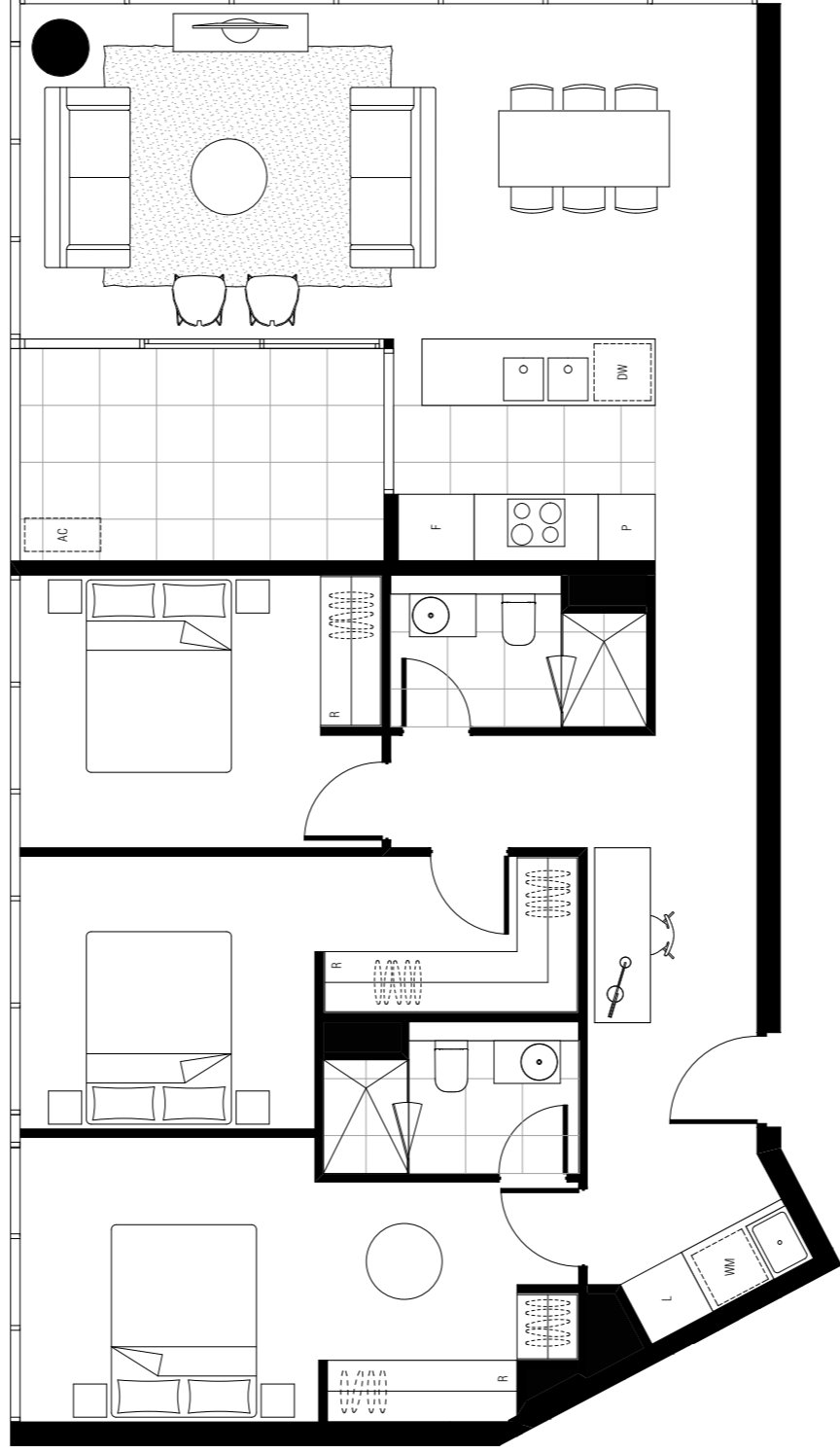


LEVEL 6

PM



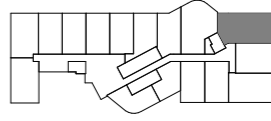
FENDER KATZALIDIS



APT TYPE T2A-3C T2A-TOWER

INTERNAL AREA: 110 M2
EXTERNAL AREA: 8 M2
TOTAL AREA: 118 M2

APPLICABLE TO UNITS:
610



LEVEL 6

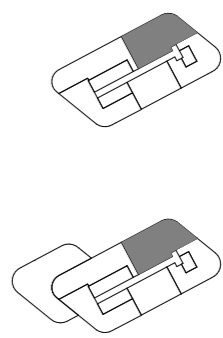
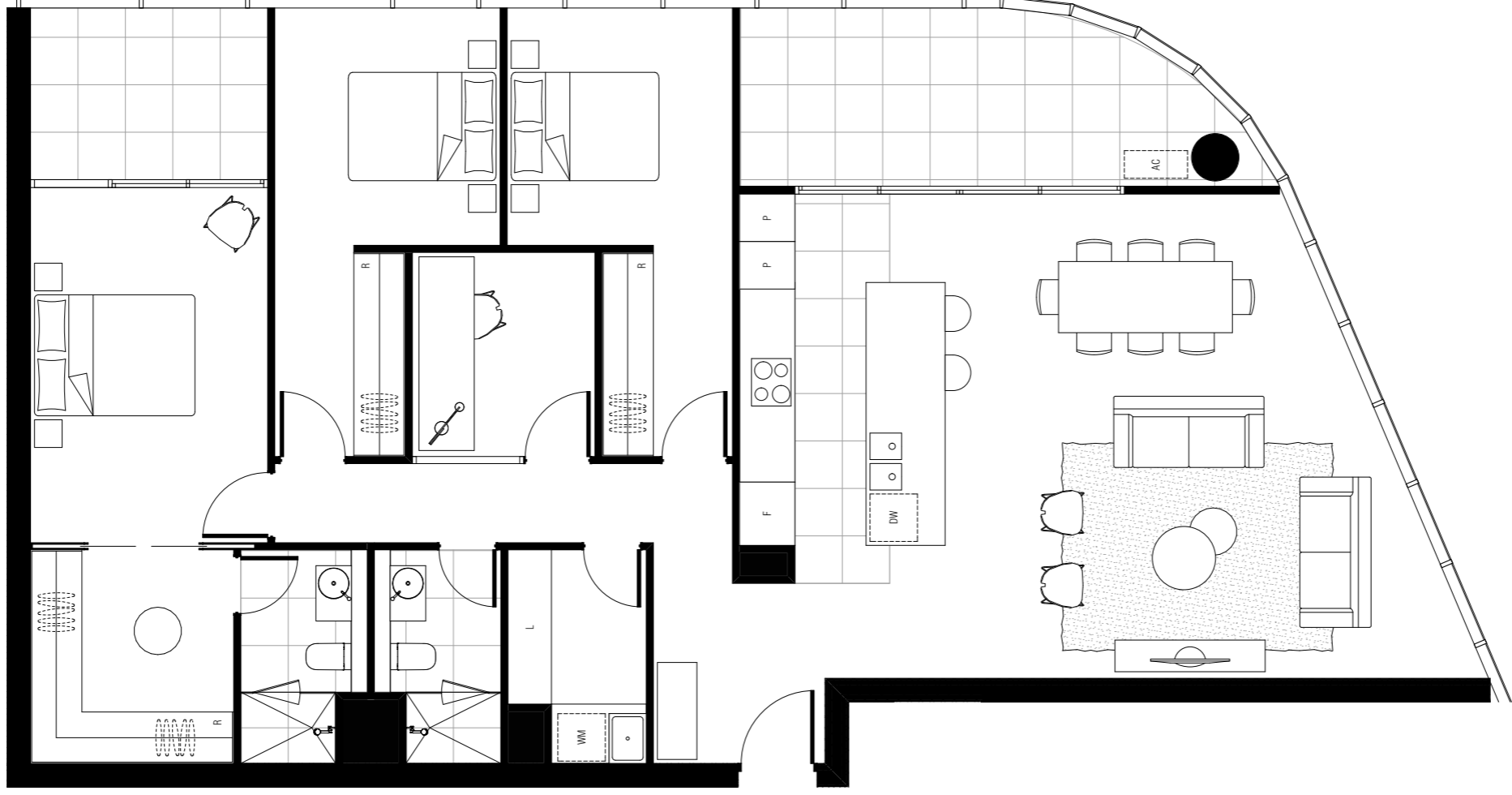


DW - DISHWASHER F - FRIDGE SPACE L - LINEN P - PANTRY R - ROBE ST - STORAGE WM - WASHING MACHINE SPACE

NOTE: ALL LAYOUTS SUBJECT TO STRUCTURAL / SERVICES REQUIREMENTS

DWG NO	DWG TITLE	REVISION	DATE
MK T2A-302	APT TYPE T2A-3C T2A-TOWER	REV. -	26.03.2018

BM Sewer: Binnacorp9 - BM Sewer 2015065 Section 200 Canberra 159165 Floor (R808) DATE: 26.03.2018



APPLICABLE TO UNITS:
2503 , 2603 , 2703 ,

**APT TYPE T2A-3D
T2A-TOWER**

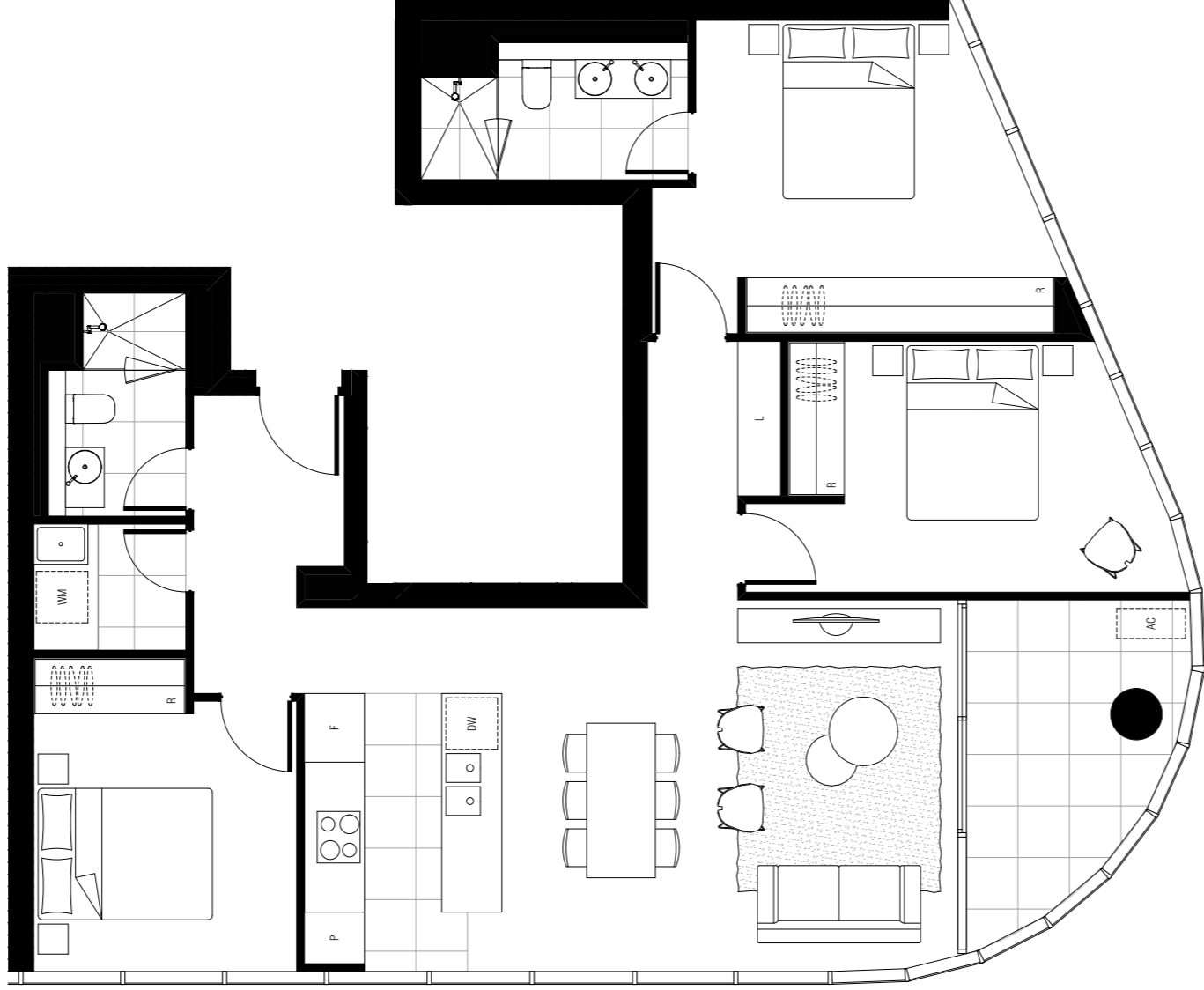
INTERNAL AREA: 140 M2
EXTERNAL AREA: 17 M2
TOTAL AREA: 157 M2

LEVEL 25 LEVEL 26-27

DW - DISHWASHER F - FRIDGE SPACE L - LINEN P - PANTRY R - ROBE ST - STORAGE WM - WASHING MACHINE SPACE

NOTE: ALL LAYOUTS SUBJECT TO STRUCTURAL / SERVICES REQUIREMENTS

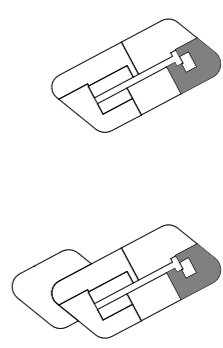
DWG NO	DWG TITLE	REVISION	DATE
MK T2A-303	APT TYPE T2A-3D T2A-TOWER	REV. -	26.03.2018



APT TYPE T2A-3E T2A-TOWER

INTERNAL AREA: 104 M2
EXTERNAL AREA: 8 M2
TOTAL AREA: 112 M2

APPLICABLE TO UNITS:
2504, 2604, 2704,



LEVEL 25 LEVEL 26-27

DW - DISHWASHER F - FRIDGE SPACE L - LINEN P - PANTRY R - ROBE ST - STORAGE WM - WASHING MACHINE SPACE

NOTE: ALL LAYOUTS SUBJECT TO STRUCTURAL / SERVICES REQUIREMENTS

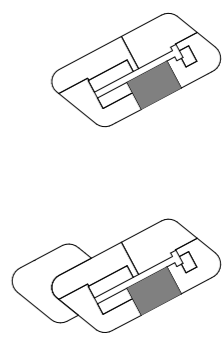
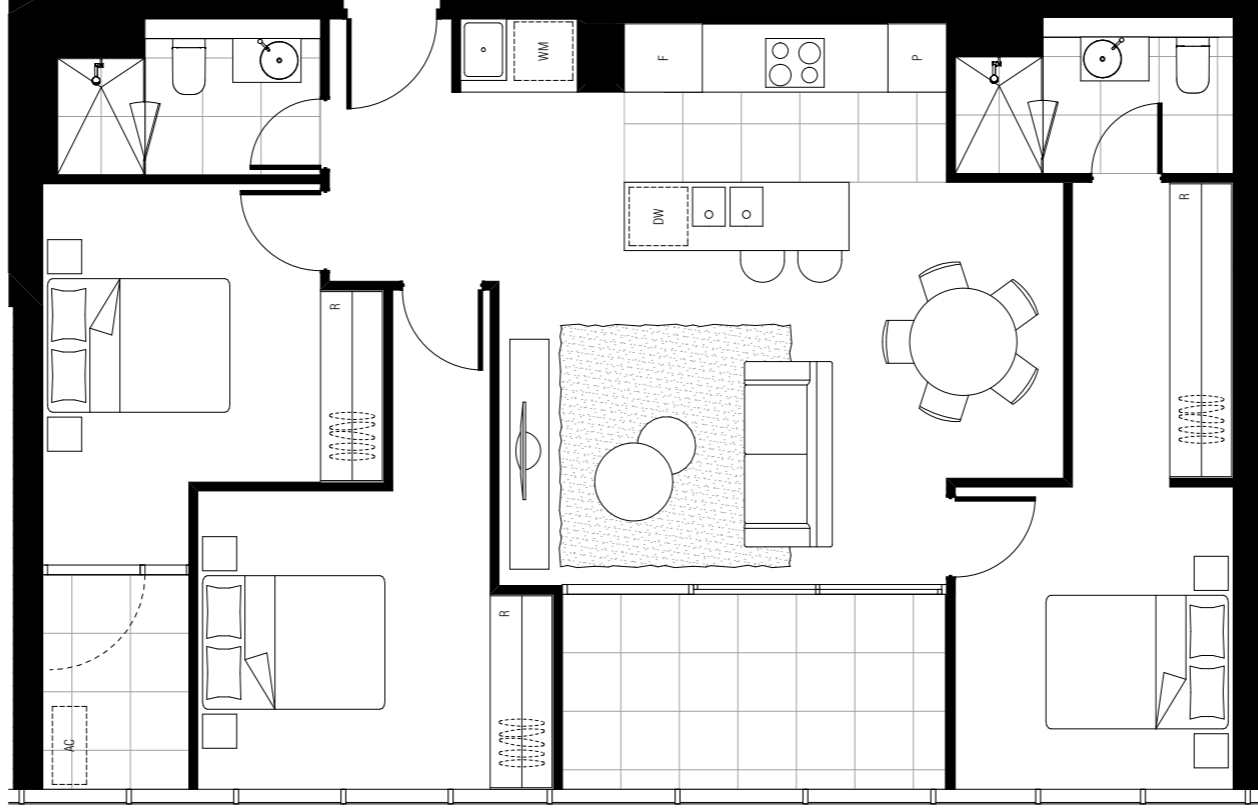
DWG NO	DWG TITLE	REVISION	DATE
MK T2A-304	APT TYPE T2A-3E T2A-TOWER	REV. -	26.03.2018

BM Sewer: Binnacorp9 - BM Sewer 2015065, Section 200 Canberra 15005 Floor (R800) DATE: 26.03.2018

APT TYPE T2A-3F T2A-TOWER

INTERNAL AREA: 92 M2
EXTERNAL AREA: 8 M2
TOTAL AREA: 100 M2

APPLICABLE TO UNITS:
2505 , 2605 , 2705 ,



LEVEL 25

LEVEL 26-27

DW - DISHWASHER F - FRIDGE SPACE L - LINEN P - PANTRY R - ROBE ST - STORAGE WM - WASHING MACHINE SPACE

NOTE: ALL LAYOUTS SUBJECT TO STRUCTURAL / SERVICES REQUIREMENTS

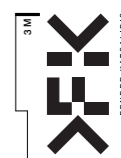
DWG NO _____ DWG TITLE _____ DATE _____

26.03.2018

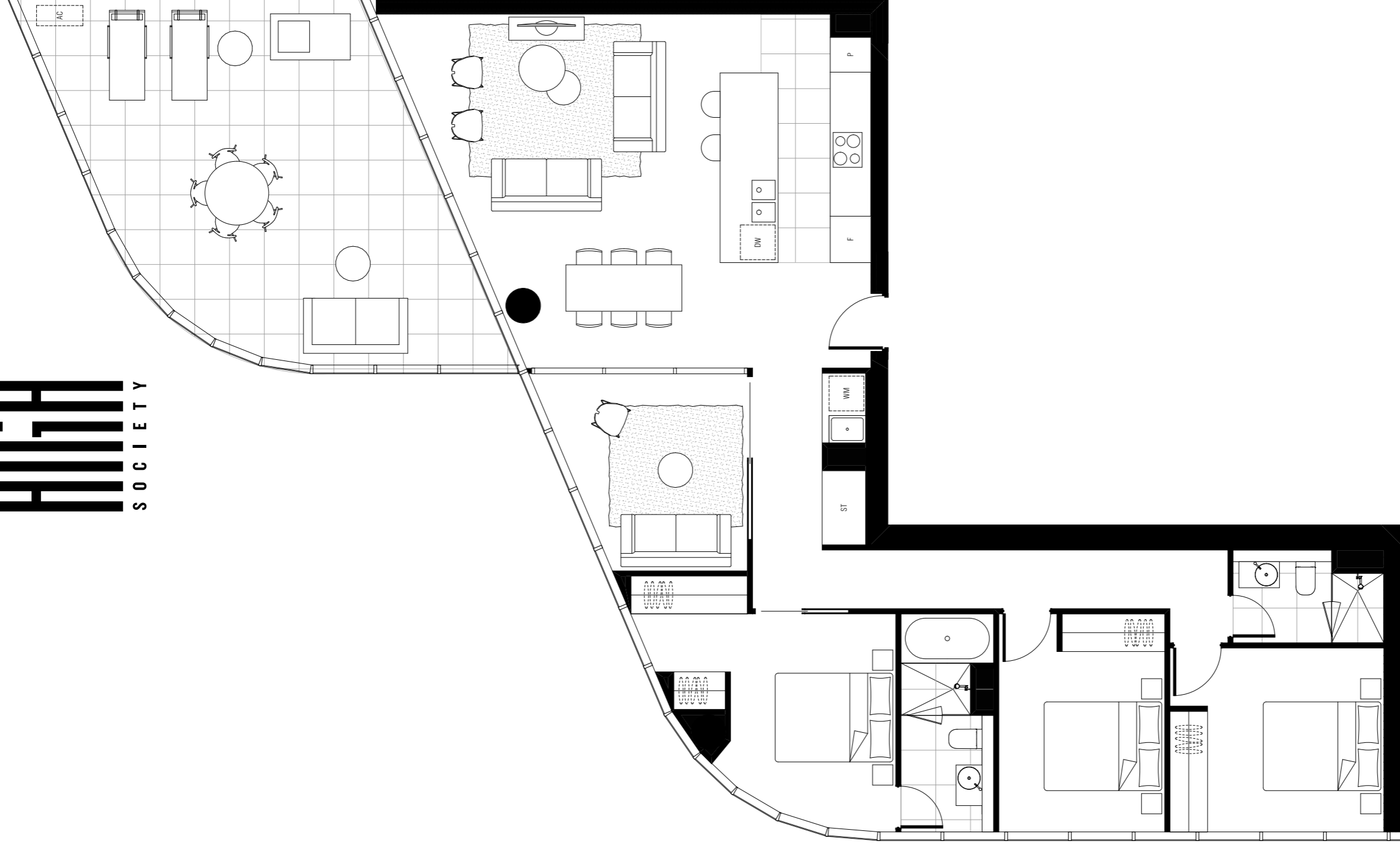
REVISION _____

APT TYPE T2A-3F
MK T2A-305 T2A-TOWER

BM Siver, Birmesve3 - BM Siver, 20115965, Section, 200 Canberra 15065 Final BRM DATE: 26.03.2018



FENDER KATRALIDIS



APT TYPE T2A-3G(T) T2A-TOWER

INTERNAL AREA: 134 M2
EXTERNAL AREA: 45 M2
TOTAL AREA: 179 M2

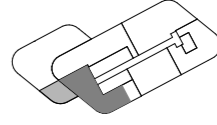
APPLICABLE TO UNITS:
2501,

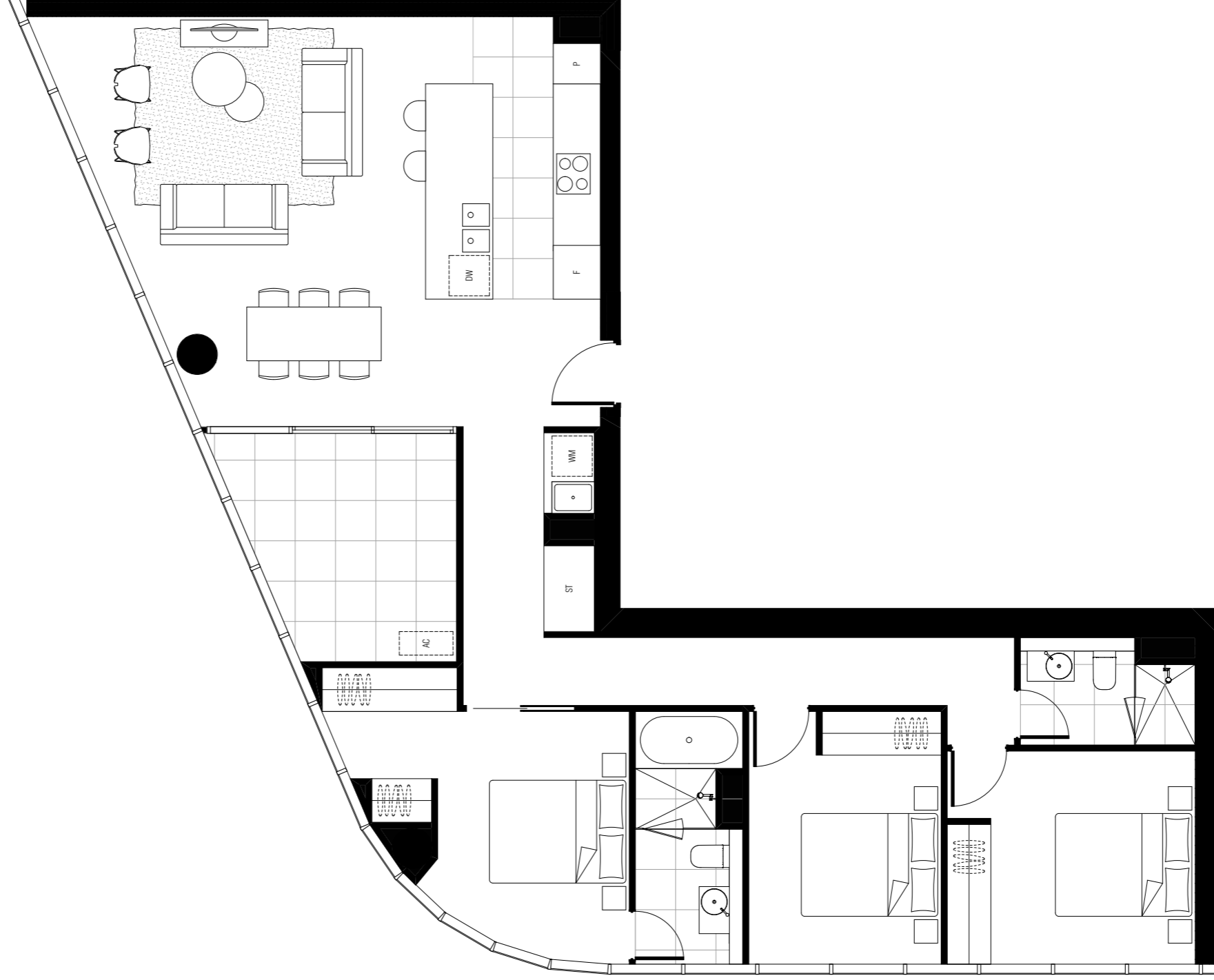
DW - DISHWASHER F - FRIDGE SPACE L - LINEN P - PANTRY R - ROBE ST - STORAGE WM - WASHING MACHINE SPACE

NOTE: ALL LAYOUTS SUBJECT TO STRUCTURAL / SERVICES REQUIREMENTS

DWG NO	DWG TITLE	REVISION	DATE
MK T2A-306	APT TYPE T2A-3G(T) T2A-TOWER	REV. -	23.03.2018

BIM Server: BIMserver9 - BIM Server 2015065, Section 200 Canberra 150105 Floor 1808, DATE: 26.03.2018

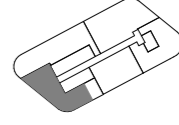




APT TYPE T2A-3G T2A-TOWER

INTERNAL AREA: 117 M2
EXTERNAL AREA: 8 M2
TOTAL AREA: 125 M2

APPLICABLE TO UNITS:
2601, 2701,



LEVEL 26-27

DW - DISHWASHER F - FRIDGE SPACE L - LINEN P - PANTRY R - ROBE ST - STORAGE WM - WASHING MACHINE SPACE

NOTE: ALL LAYOUTS SUBJECT TO STRUCTURAL / SERVICES REQUIREMENTS

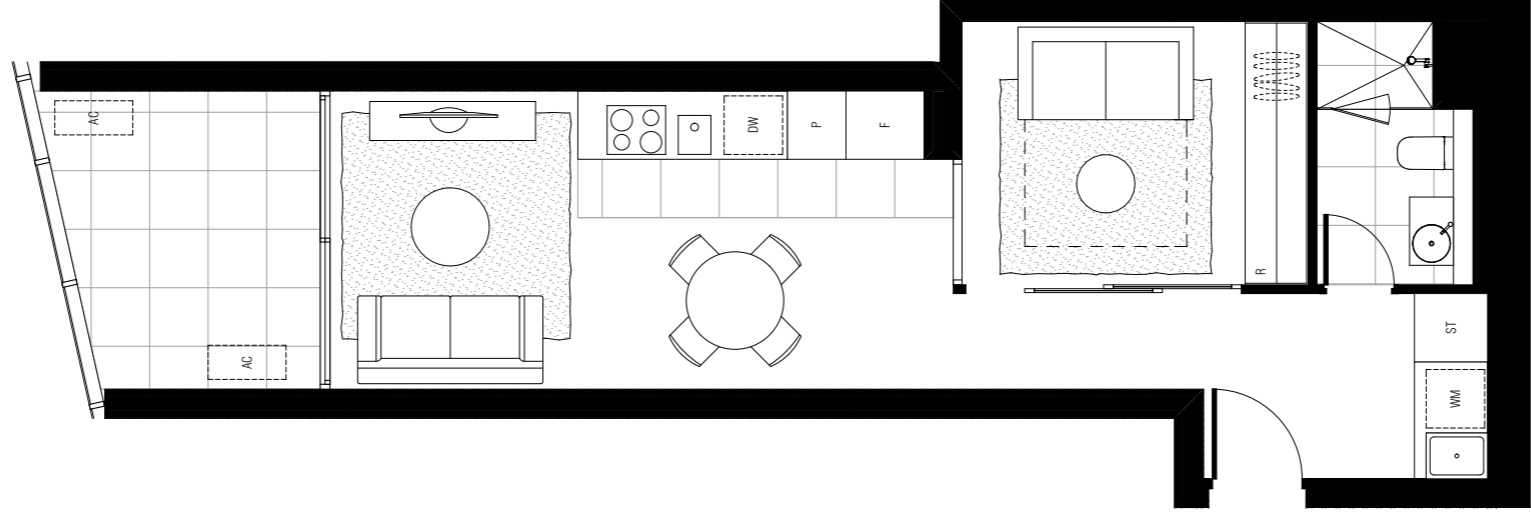
DWG NO	DWG TITLE	REVISION	DATE
MK T2A-306	APT TYPE T2A-3G T2A-TOWER	REV. -	23.03.2018

REV. - 23.03.2018

BM Siver, Birmesve3 - BM Siver 20115965 Section 200 Canberra 15065 Final BRM DATE 26.03.2018

TOWER B PLANS

STUDIO PLAN

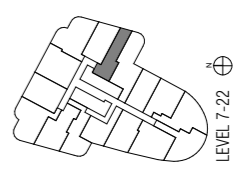


APT TYPE T2B-ST T2A-TOWER

INTERNAL AREA: 48 M2
EXTERNAL AREA: 8 M2
TOTAL AREA: 56 M2

APPLICABLE TO UNITS:

708 , 808 , 908 , 1008 , 1108 , 1208 , 1308 , 1408 ,
1508 , 1608 , 1708 , 1808 , 1908 , 2008 , 2108 , 2208 ,



LEVEL 7-22

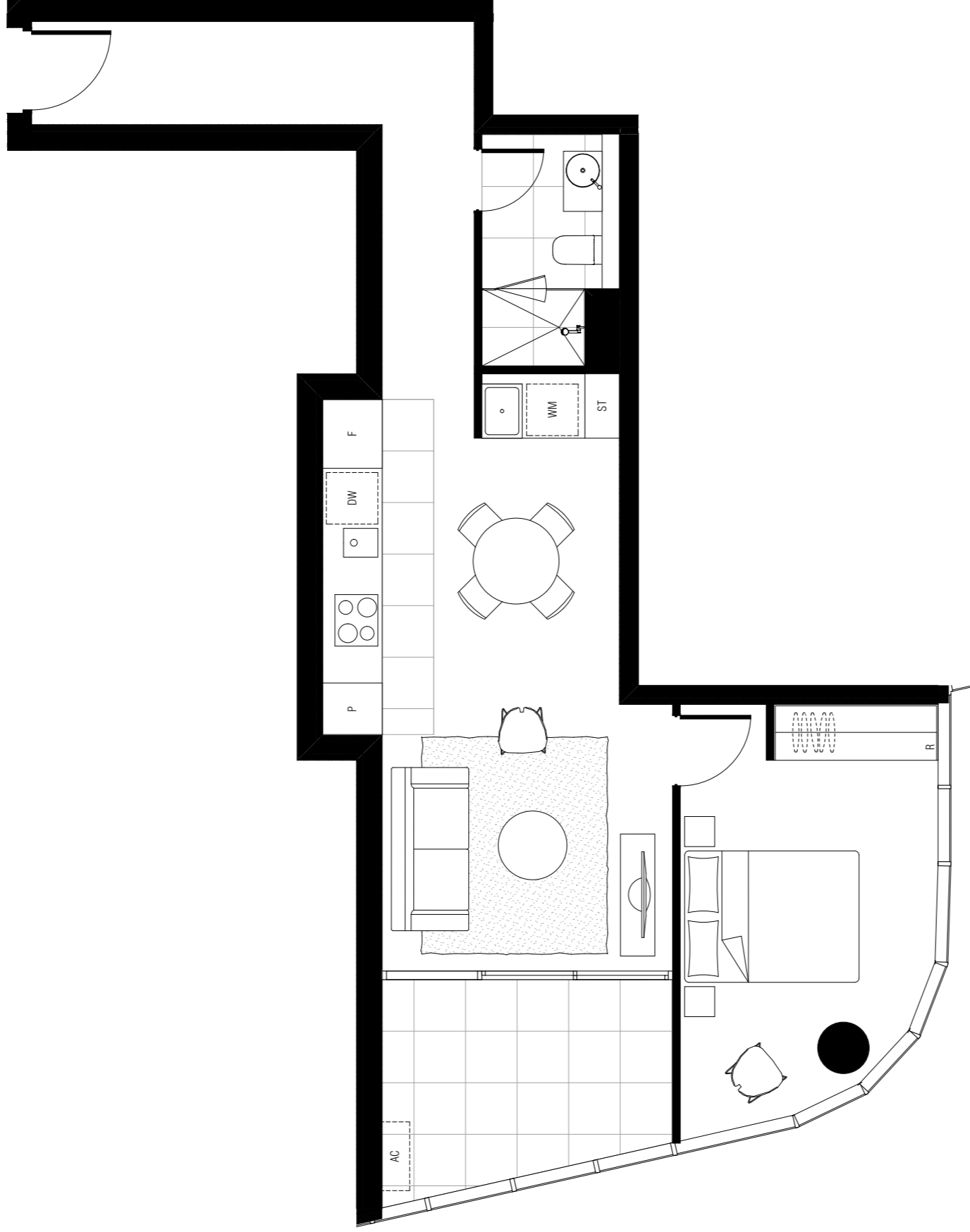
DW - DISHWASHER F - FRIDGE SPACE L - LINEN P - PANTRY R - ROBE ST - STORAGE WM - WASHING MACHINE SPACE

NOTE: ALL LAYOUTS SUBJECT TO STRUCTURAL / SERVICES REQUIREMENTS

DWG NO	DWG TITLE	REVISION	DATE
MK T2B-099	APT TYPE T2B-ST T2A-TOWER	REV. -	23.03.2018

BM Server: Binnacep9 - BM Server 2015065 Section 200 Canberra 150165 Floor 0900 DATE: 23.03.2018

1 BEDROOM PLANS

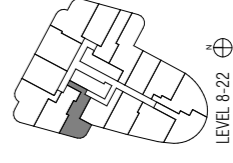


APT TYPE T2B-1A T2B-TOWER

INTERNAL AREA: 58 M2
EXTERNAL AREA: 8 M2
TOTAL AREA: 66 M2

APPLICABLE TO UNITS:

801 , 901 , 1001 , 1101 , 1201 , 1301 , 1401 , 1501 ,
1601 , 1701 , 1801 , 1901 , 2001 , 2101 , 2201 ,



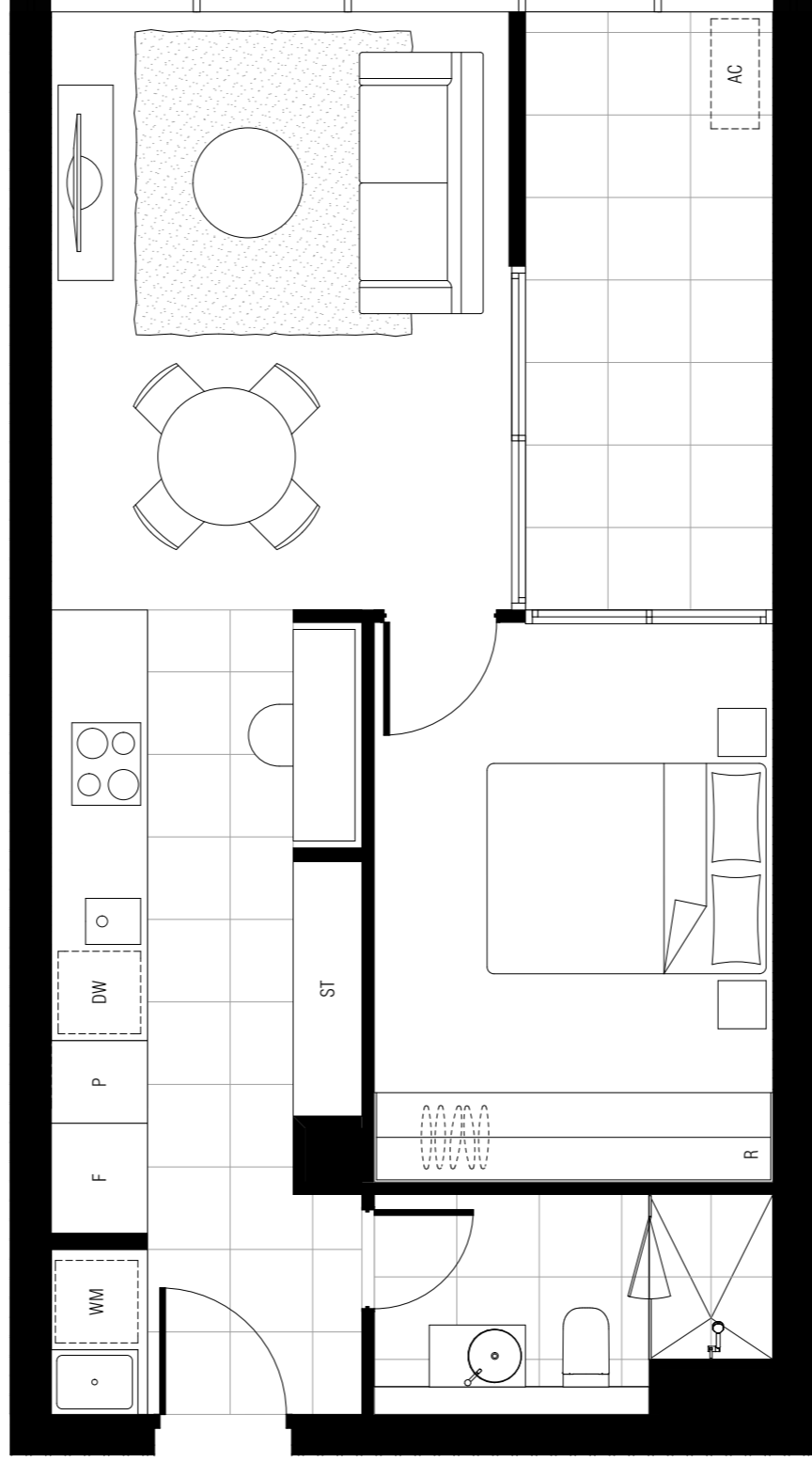
LEVEL 8-22

DW - DISHWASHER F - FRIDGE SPACE L - LINEN P - PANTRY R - ROBE ST - STORAGE WM - WASHING MACHINE SPACE

NOTE: ALL LAYOUTS SUBJECT TO STRUCTURAL / SERVICES REQUIREMENTS

DWG NO	DWG TITLE	REVISION	DATE
MK T2B-100	APT TYPE T2B-1A T2B-TOWER	REV. -	23.03.2018

BM Sewer: Binnacorp9 - BM Sewer 2015065 Section 200 Canberra 150165 Floor (R800) DATE: 23.03.2018

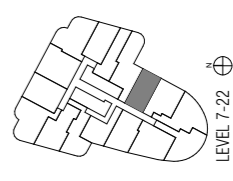


APT TYPE T2B-1B T2B-TOWER

INTERNAL AREA: 51 M2
EXTERNAL AREA: 8 M2
TOTAL AREA: 59 M2

APPLICABLE TO UNITS:

710 , 810 , 910 , 1010 , 1110 , 1210 , 1310 , 1410 ,
1510 , 1610 , 1710 , 1810 , 1910 , 2010 , 2110 , 2210 ,



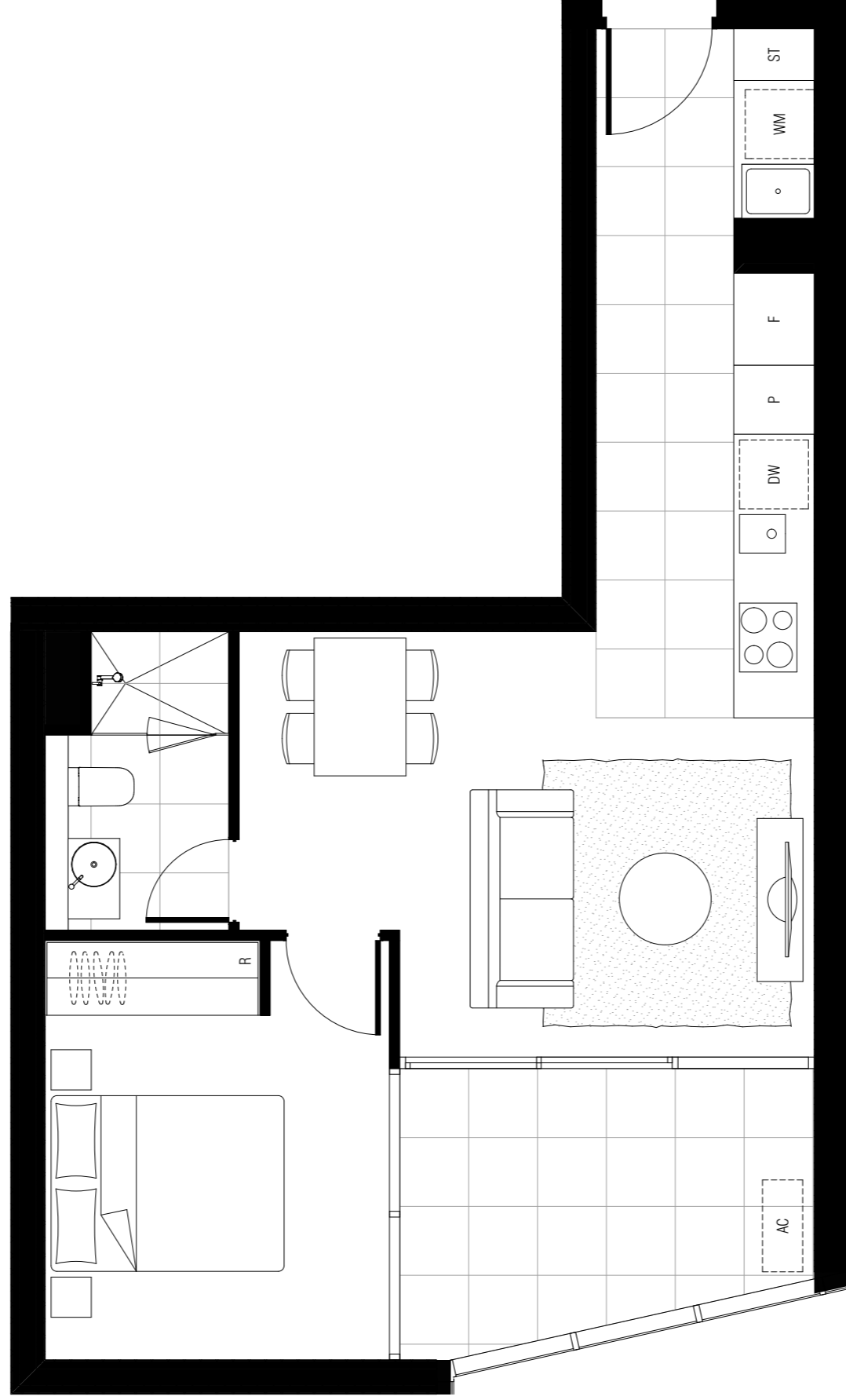
LEVEL 7-22

DW - DISHWASHER F - FRIDGE SPACE L - LINEN P - PANTRY R - ROBE ST - STORAGE WM - WASHING MACHINE SPACE

NOTE: ALL LAYOUTS SUBJECT TO STRUCTURAL / SERVICES REQUIREMENTS

DWG NO	DWG TITLE	REVISION	DATE
MK T2B-101	APT TYPE T2B-1B T2B-TOWER	REV. -	23.03.2018

BM Sewer: Binnacorp9 - BM Sewer 2015065 Section 200 Canberra 15005 Floor (R800) DATE: 23.03.2018

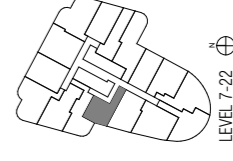


APT TYPE T2B-1C T2B-TOWER

INTERNAL AREA: 50 M2
EXTERNAL AREA: 8 M2
TOTAL AREA: 58 M2

APPLICABLE TO UNITS:

716 , 816 , 916 , 1016 , 1116 , 1216 , 1316 , 1416 ,
1516 , 1616 , 1716 , 1816 , 1916 , 2016 , 2116 , 2216 ,



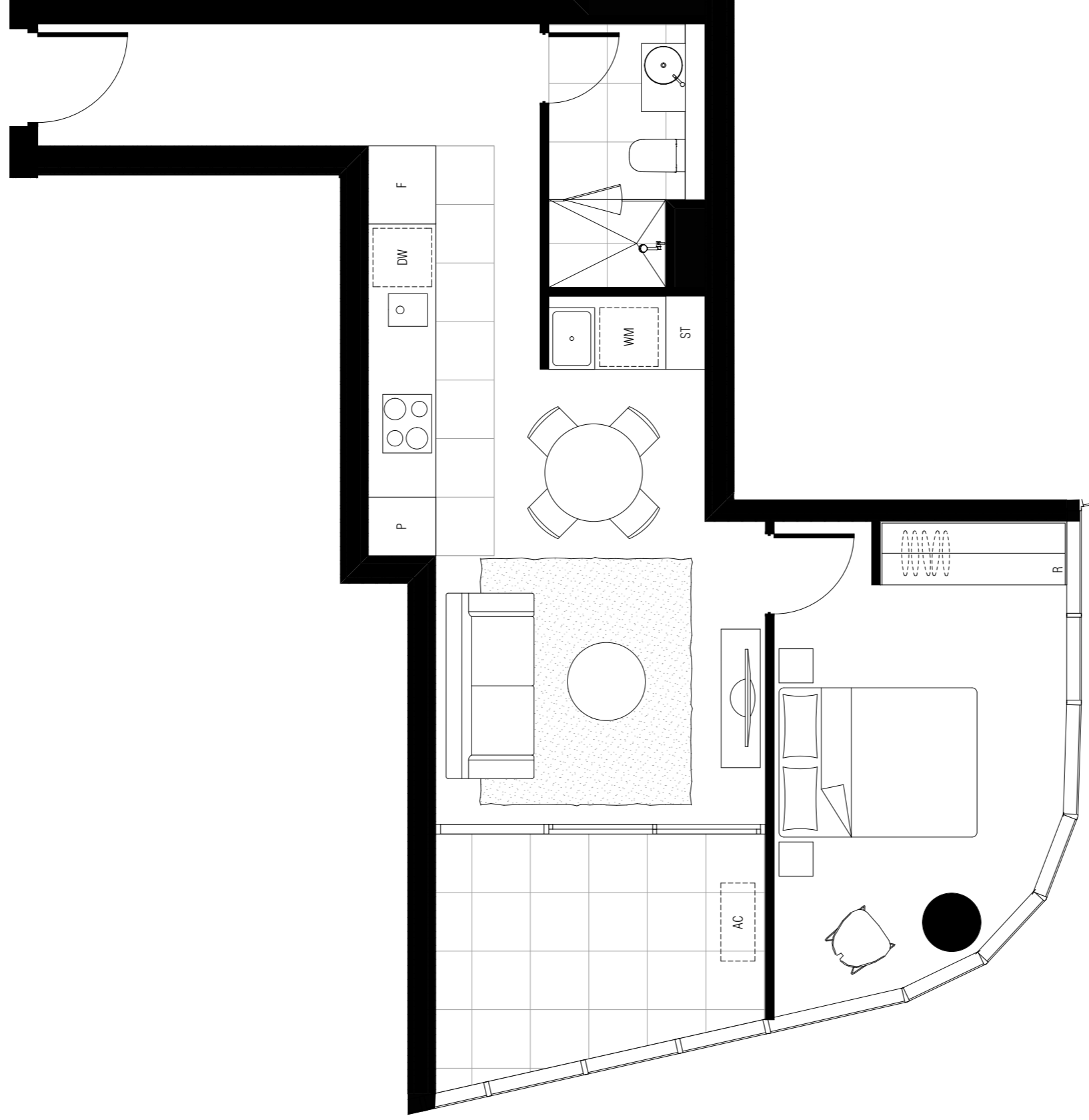
LEVEL 7-22

DW - DISHWASHER F - FRIDGE SPACE L - LINEN P - PANTRY R - ROBE ST - STORAGE WM - WASHING MACHINE SPACE

NOTE: ALL LAYOUTS SUBJECT TO STRUCTURAL / SERVICES REQUIREMENTS

DWG NO	DWG TITLE	REVISION	DATE
MK T2B-102	APT TYPE T2B-1C T2B-TOWER	REV. -	23.03.2018

BIM Server: BIMserver3 - BIM Server 2015065 Section 200 Canberra 150105 Floor 0808 DATE: 23.03.2018



APT TYPE T2B-1D T2B-TOWER

INTERNAL AREA: 50 M2
EXTERNAL AREA: 8 M2
TOTAL AREA: 58 M2

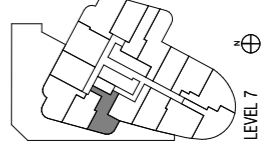
APPLICABLE TO UNITS:
701

DWG NO	DWG TITLE	REVISION	DATE
MK T2B-103	APT TYPE T2B-1D T2B-TOWER	REV. -	23.03.2018

BIM Server: BIMserver3 - BIM Server 20170505, Section 200 Canberra 150105 Floor (RBA) DATE: 23.03.2018

DW - DISHWASHER F - FRIDGE SPACE L - LINEN P - PANTRY R - ROBE ST - STORAGE WM - WASHING MACHINE SPACE

NOTE: ALL LAYOUTS SUBJECT TO STRUCTURAL / SERVICES REQUIREMENTS

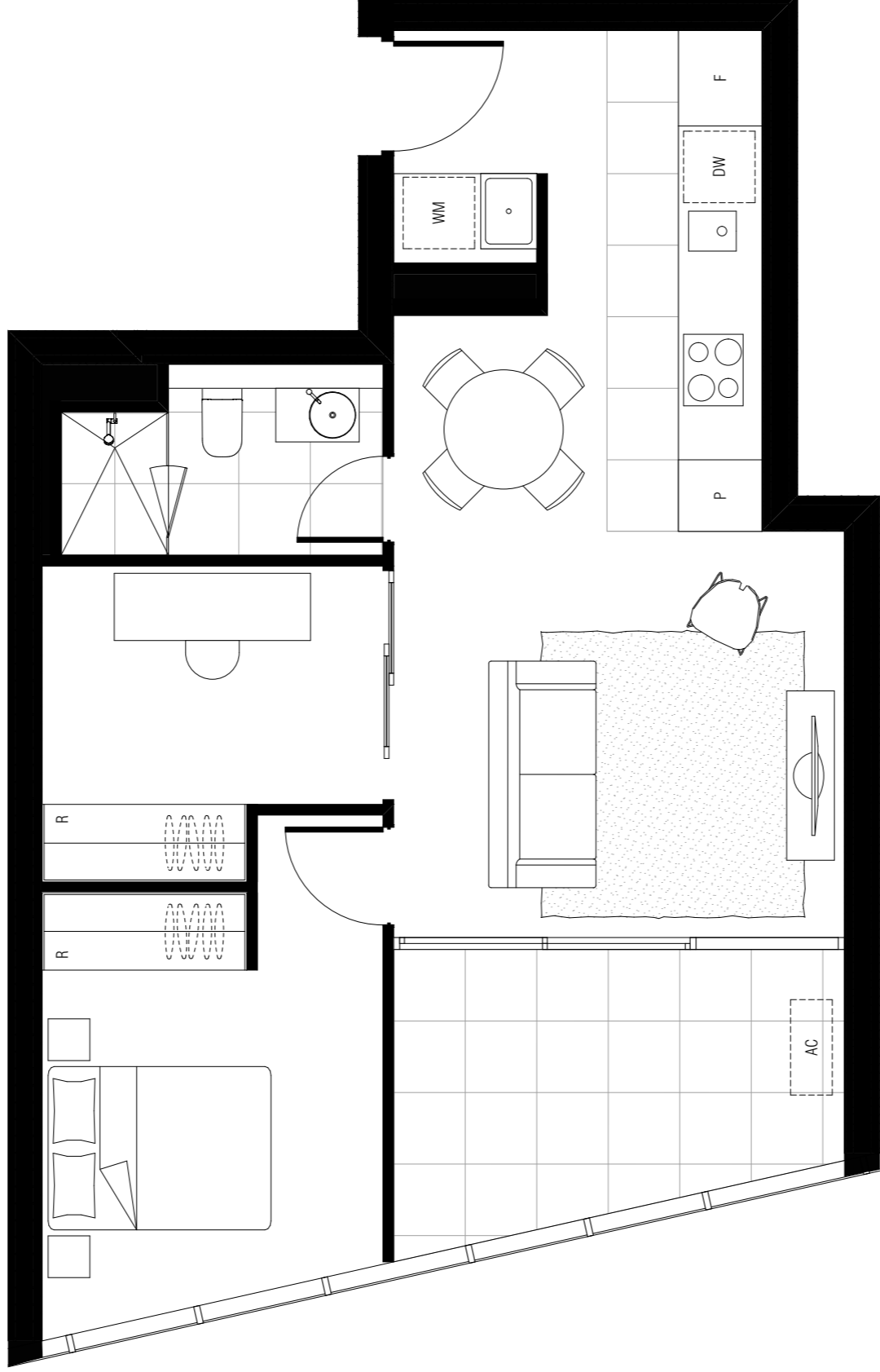


LEVEL 7

0.00

3.00

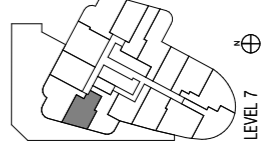




APT TYPE 2TB-1E T2B-TOWER

INTERNAL AREA: 50 M2
EXTERNAL AREA: 8 M2
TOTAL AREA: 58 M2

APPLICABLE TO UNITS:
702



LEVEL 7

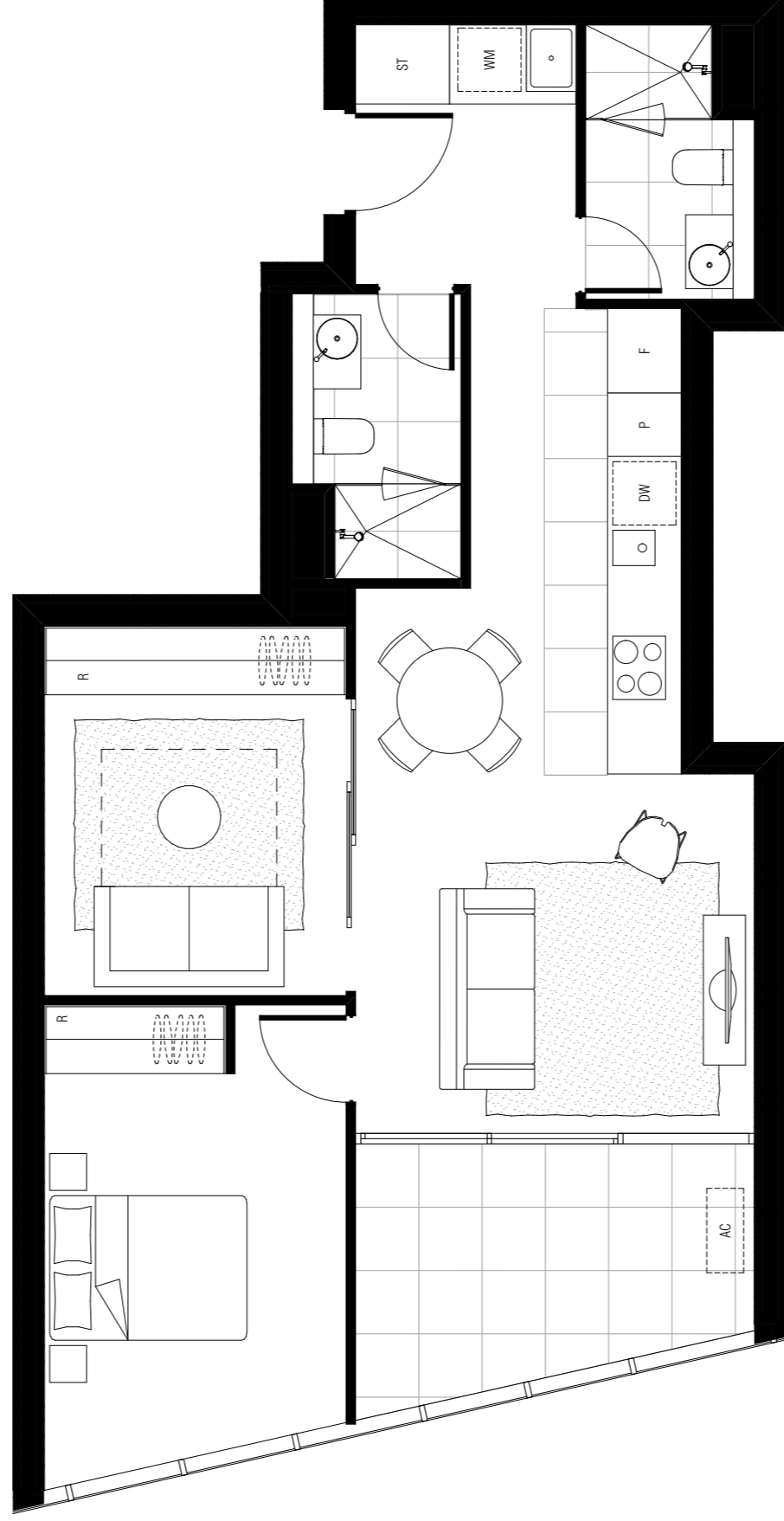
DW - DISHWASHER F - FRIDGE SPACE L - LINEN P - PANTRY R - ROBE ST - STORAGE WM - WASHING MACHINE SPACE

NOTE: ALL LAYOUTS SUBJECT TO STRUCTURAL / SERVICES REQUIREMENTS

DWG NO	DWG TITLE	REVISION	DATE
MK T2B-104	APT TYPE 2TB-1E T2B-TOWER	REV. -	23.03.2018

BIM Server: Bimserver9 - BIM Server 2015065 Section 200 Canberra 150105 Floor 0808 DATE: 23.03.2018

2 BEDROOM PLANS

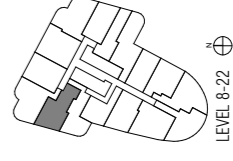


APT TYPE T2B-2A T2B-TOWER

INTERNAL AREA: 67 M2
EXTERNAL AREA: 8 M2
TOTAL AREA: 75 M2

APPLICABLE TO UNITS:

802 , 902 , 1002 , 1102 , 1202 , 1302 , 1402 , 1502 ,
1602 , 1702 , 1802 , 1902 , 2002 , 2102 , 2202 ,



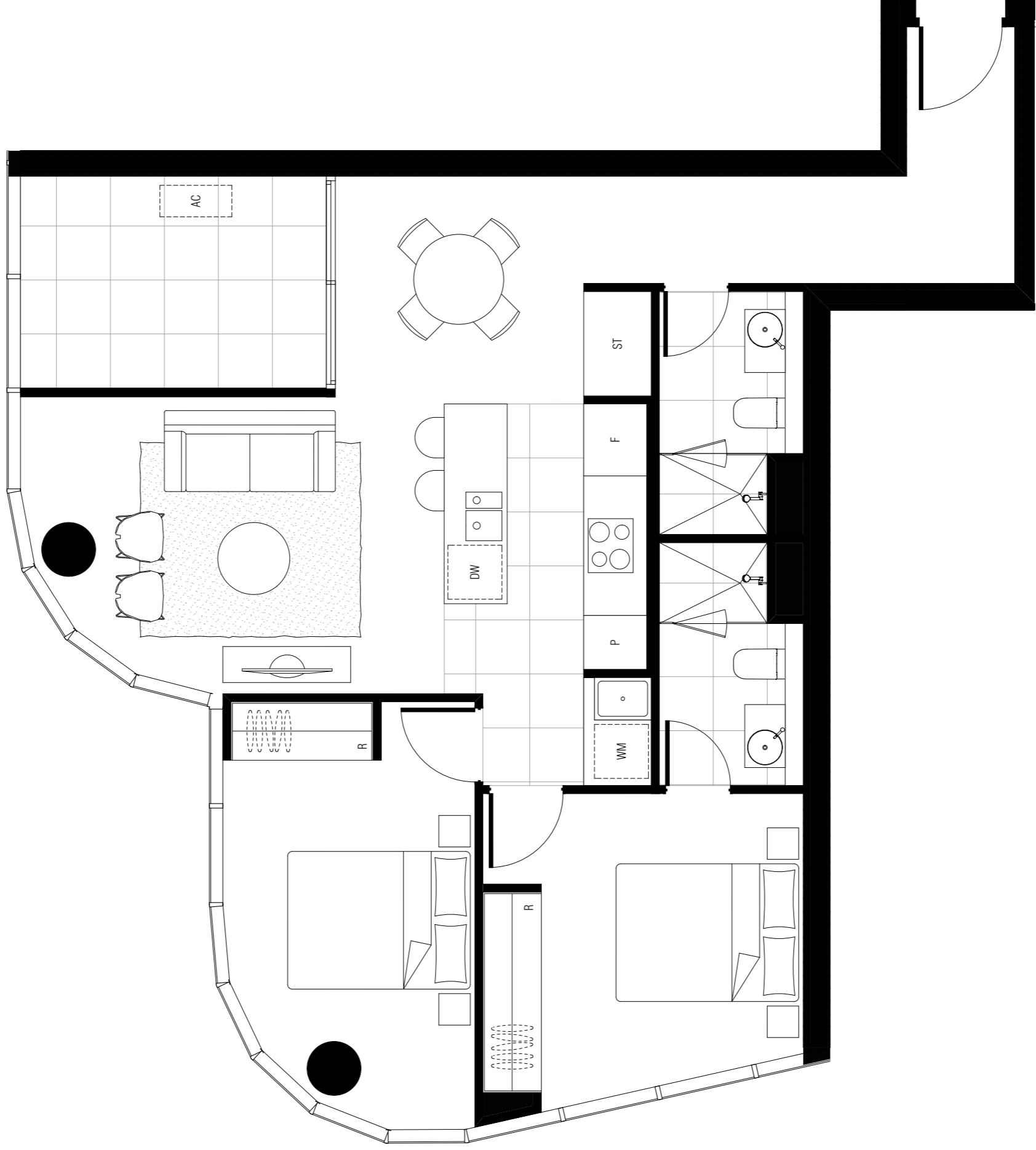
LEVEL 8-22

DW - DISHWASHER F - FRIDGE SPACE L - LINEN P - PANTRY R - ROBE ST - STORAGE WM - WASHING MACHINE SPACE

NOTE: ALL LAYOUTS SUBJECT TO STRUCTURAL / SERVICES REQUIREMENTS

DWG NO	DWG TITLE	REVISION	DATE
MK T2B-200	APT TYPE T2B-2A	REV. -	23.03.2018
	T2B-TOWER		

BIM Server: Bimserver9 - BIM Server 2015065 Section 200 Canberra/150165 Floor 8/808 DATE: 23.03.2018

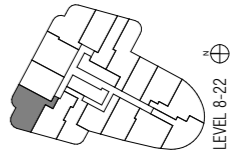


APT TYPE T2B-2B T2B-TOWER

INTERNAL AREA: 80 M2
EXTERNAL AREA: 8 M2
TOTAL AREA: 88 M2

APPLICABLE TO UNITS:

803 , 903 , 1003 , 1103 , 1203 , 1303 , 1403 , 1503 ,
1603 , 1703 , 1803 , 1903 , 2003 , 2103 , 2203 ,



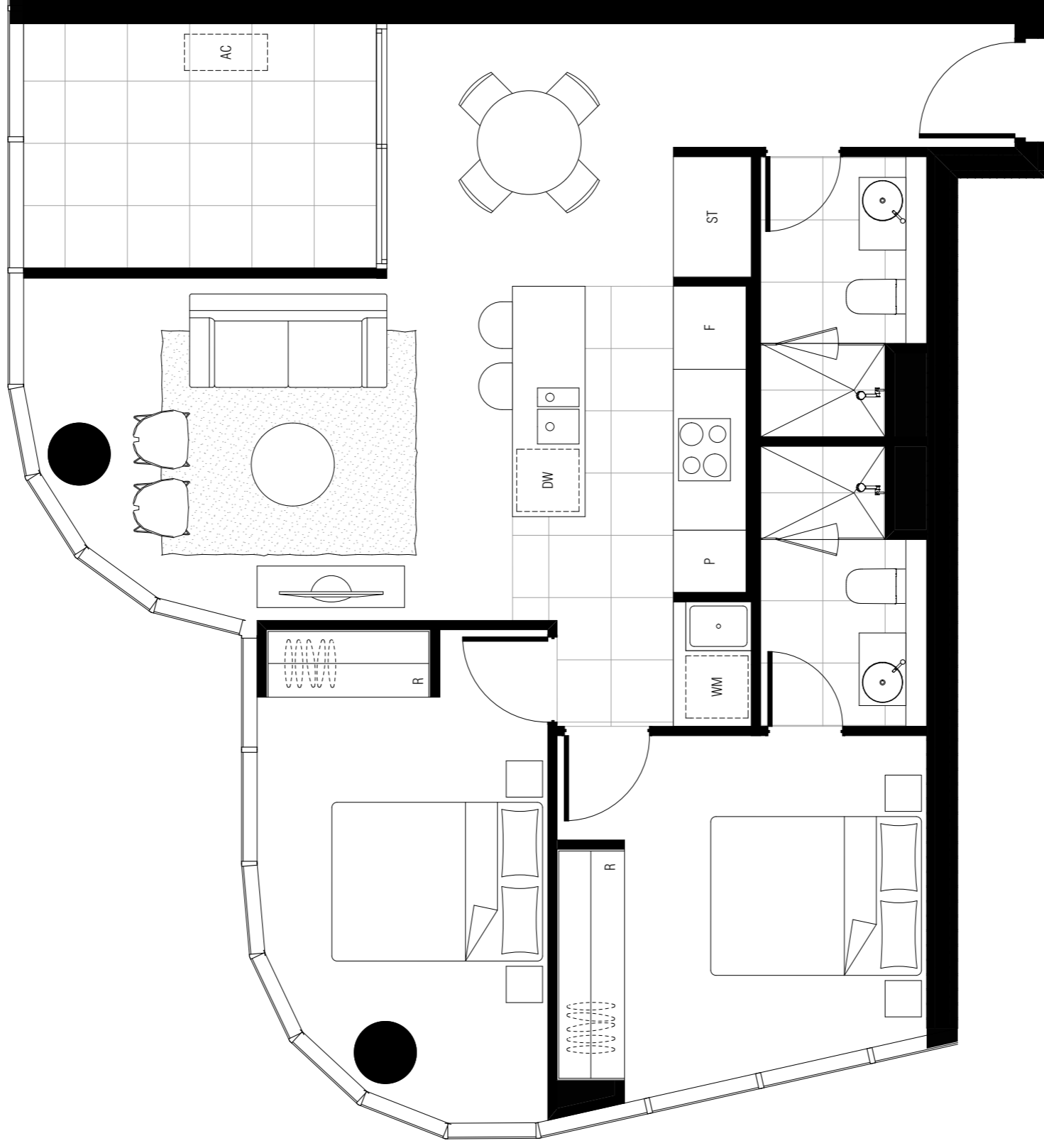
LEVEL 8-22

DW - DISHWASHER F - FRIDGE SPACE L - LINEN P - PANTRY R - ROBE ST - STORAGE WM - WASHING MACHINE SPACE

NOTE: ALL LAYOUTS SUBJECT TO STRUCTURAL / SERVICES REQUIREMENTS

DWG NO	DWG TITLE	REVISION	DATE
MK T2B-201	APT TYPE T2B-2B	REV. -	23.03.2018
	T2B-TOWER		

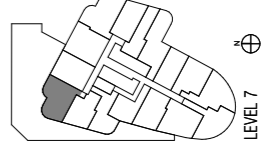
BIM Server: BIMserver9 - BIM Server 20170505 Section 200 Canberra 150165 Floor 8R08 DATE: 23.03.2018



**APT TYPE T2B-2B.1
T2B-TOWER**

INTERNAL AREA: 76 M2
EXTERNAL AREA: 8 M2
TOTAL AREA: 84 M2

APPLICABLE TO UNITS:
703



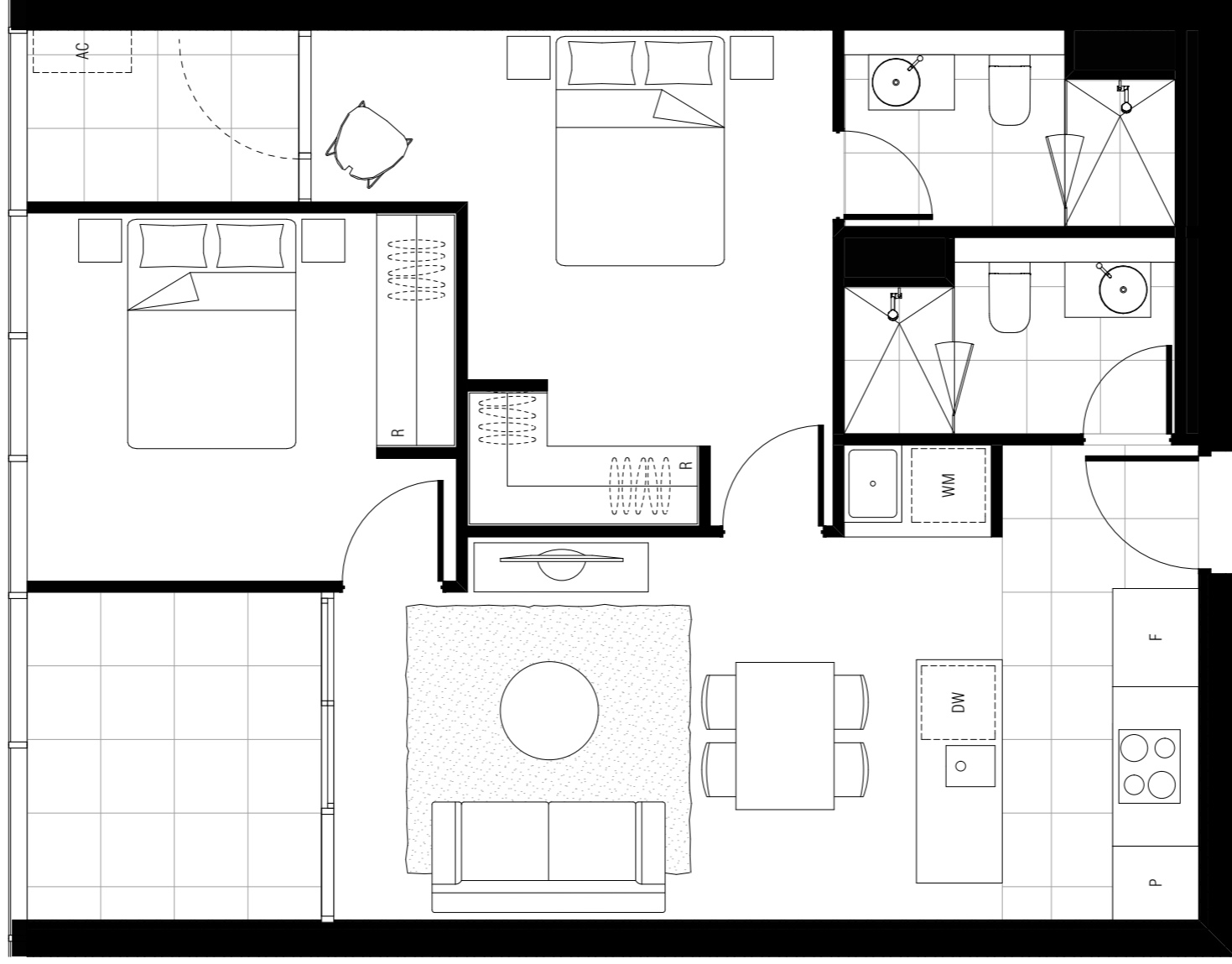
LEVEL 7

DW - DISHWASHER F - FRIDGE SPACE L - LINEN P - PANTRY R - ROBE ST - STORAGE WM - WASHING MACHINE SPACE

NOTE: ALL LAYOUTS SUBJECT TO STRUCTURAL / SERVICES REQUIREMENTS

DWG NO	DWG TITLE	REVISION	DATE
MK T2B-201	APT TYPE T2B-2B.1 T2B-TOWER	REV. -	23.03.2018

BM Survey: Binnacore9 - BM Survey 20150665 Section 200 Canberra 159165 Floor 0808 DATE: 23.03.2018

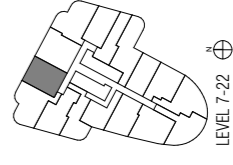


APT TYPE T2B-2C T2B-TOWER

INTERNAL AREA: 65 M2
EXTERNAL AREA: 8 M2
TOTAL AREA: 73 M2

APPLICABLE TO UNITS:

704 , 804 , 904 , 1004 , 1104 , 1204 , 1304 , 1404 ,
1504 , 1604 , 1704 , 1804 , 1904 , 2004 , 2104 , 2204 ,



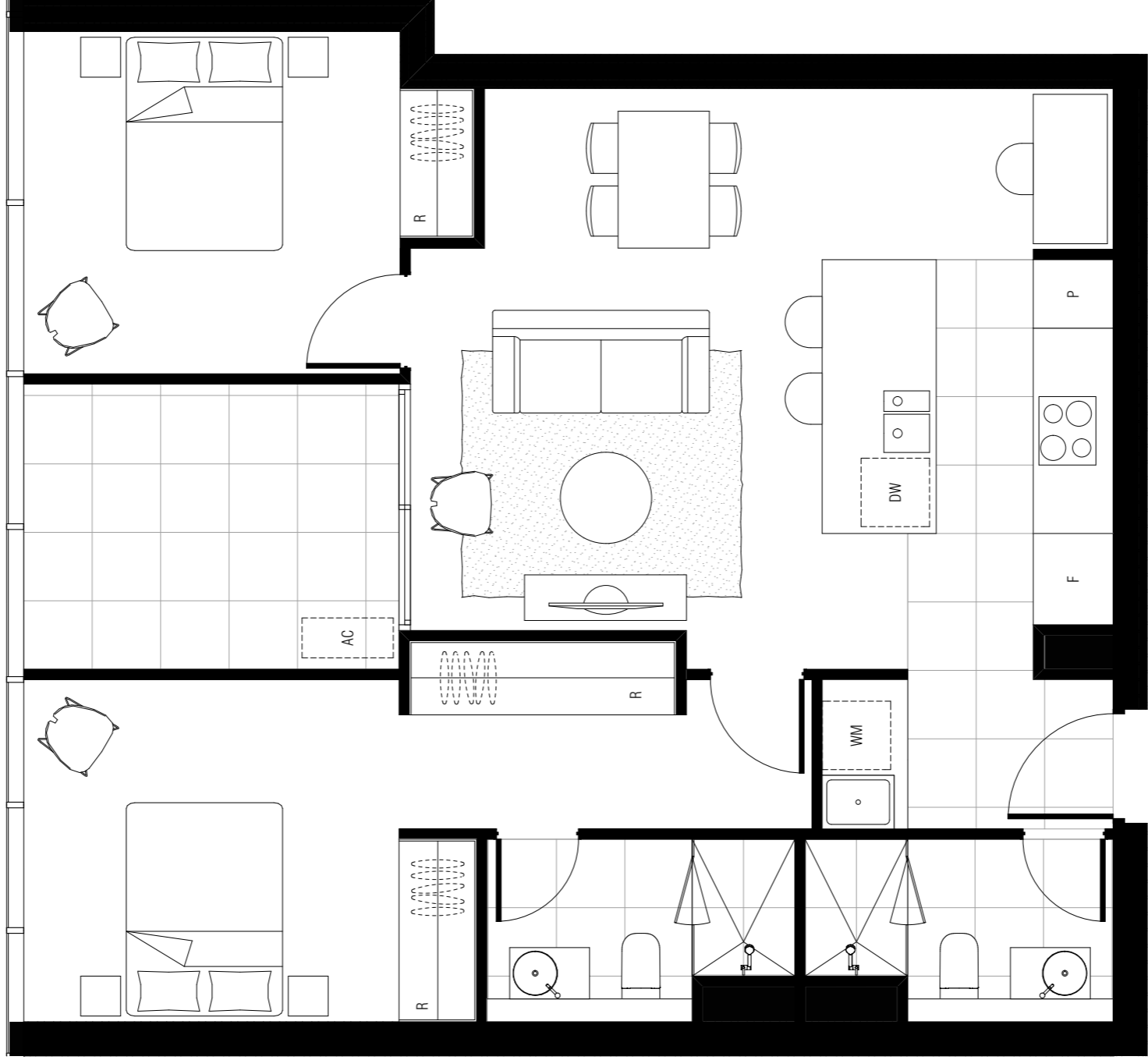
LEVEL 7-22

DW - DISHWASHER F - FRIDGE SPACE L - LINEN P - PANTRY R - ROBE ST - STORAGE WM - WASHING MACHINE SPACE

NOTE: ALL LAYOUTS SUBJECT TO STRUCTURAL / SERVICES REQUIREMENTS

DWG NO	DWG TITLE	REVISION	DATE
MK T2B-202	APT TYPE T2B-2C	REV. -	23.03.2018
	T2B-TOWER		

BIM Server: BIMserver9 - BIM Server 2015065 Section 200 Canberra 150105 Floor 0808 DATE: 23.03.2018

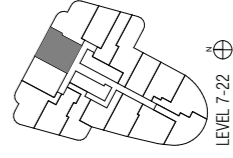


APT TYPE T2B-2D T2B-TOWER

INTERNAL AREA: 78 M2
EXTERNAL AREA: 8 M2
TOTAL AREA: 86 M2

APPLICABLE TO UNITS:

705 , 805 , 905 , 1005 , 1105 , 1205 , 1305 , 1405 ,
1505 , 1605 , 1705 , 1805 , 1905 , 2005 , 2105 , 2205 ,



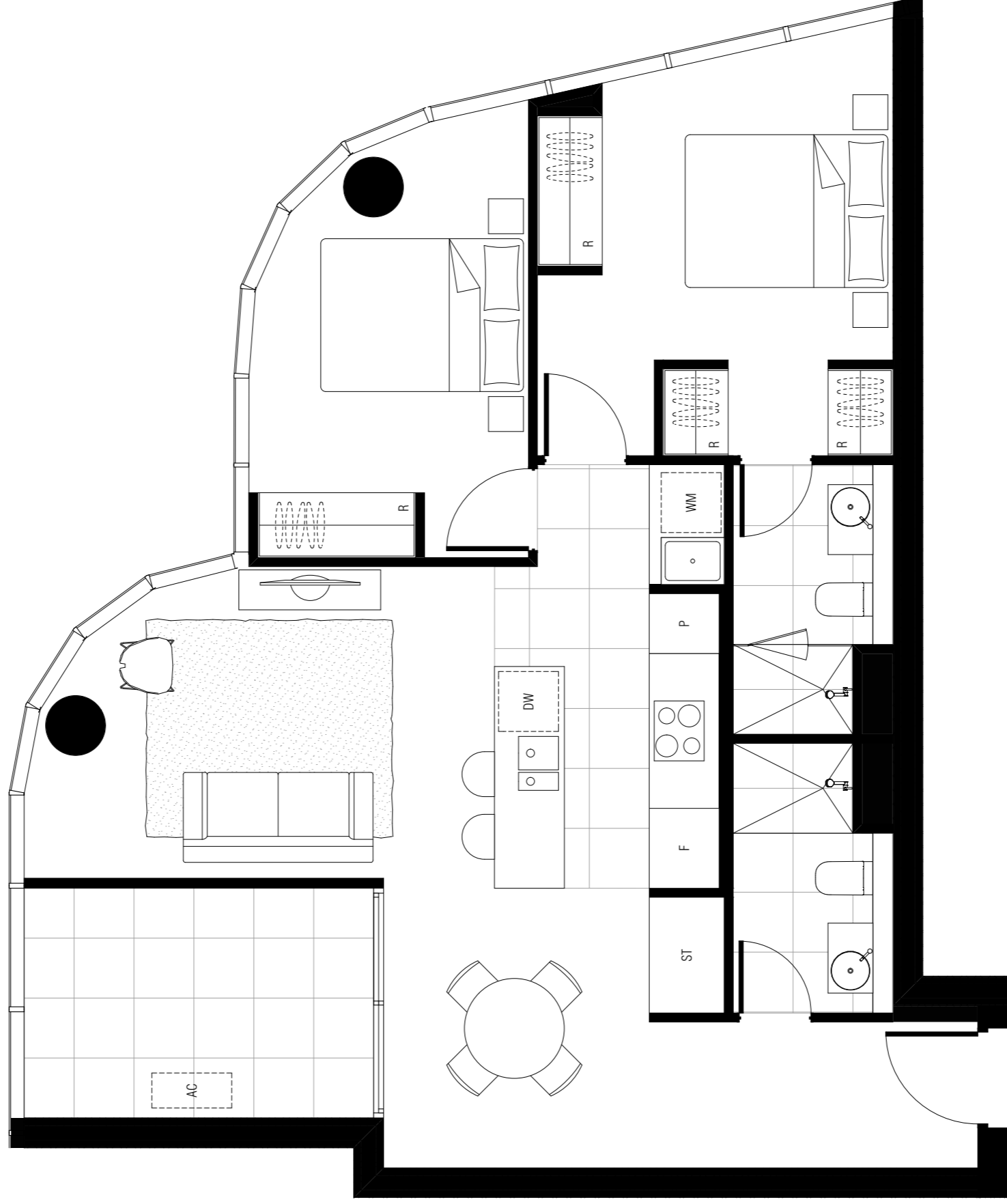
LEVEL 7-22

DW - DISHWASHER F - FRIDGE SPACE L - LINEN P - PANTRY R - ROBE ST - STORAGE WM - WASHING MACHINE SPACE

NOTE: ALL LAYOUTS SUBJECT TO STRUCTURAL / SERVICES REQUIREMENTS

DWG NO	DWG TITLE	REVISION	DATE
MK T2B-203	APT TYPE T2B-2D T2B-TOWER	REV. -	23.03.2018

BIM Server: BIMserver3 - BIM Server 20150665 Section 200 Canberra 150105 Floor 1800 DATE: 23.03.2018

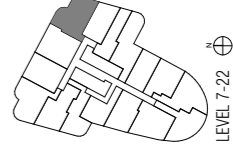


APT TYPE T2B-2E T2B-TOWER

INTERNAL AREA: 78 M2
EXTERNAL AREA: 8 M2
TOTAL AREA: 86 M2

APPLICABLE TO UNITS:

706 , 806 , 906 , 1006 , 1106 , 1206 , 1306 , 1406 ,
1506 , 1606 , 1706 , 1806 , 1906 , 2006 , 2106 , 2206 ,



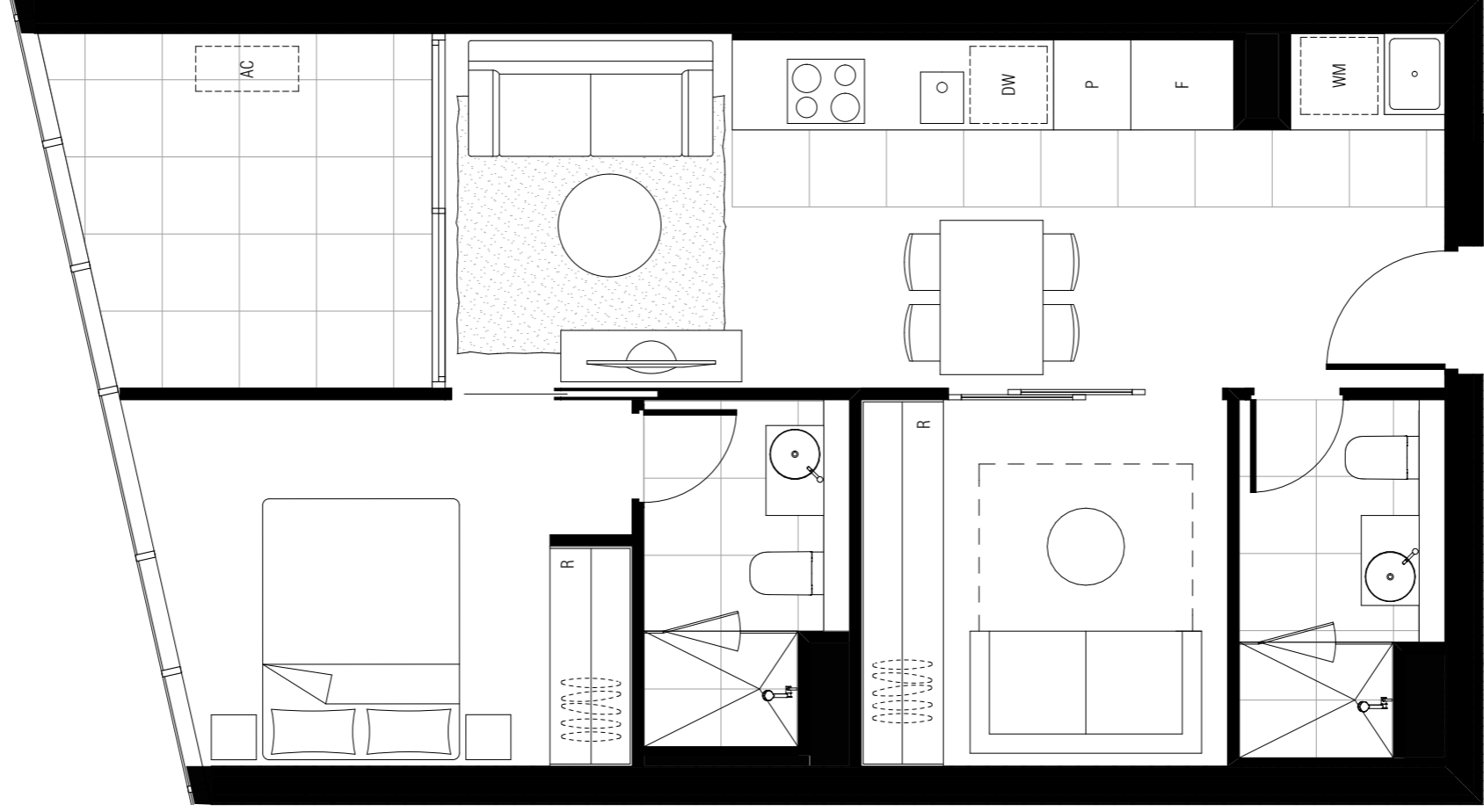
LEVEL 7-22

DW - DISHWASHER F - FRIDGE SPACE L - LINEN P - PANTRY R - ROBE ST - STORAGE WM - WASHING MACHINE SPACE

NOTE: ALL LAYOUTS SUBJECT TO STRUCTURAL / SERVICES REQUIREMENTS

DWG NO	DWG TITLE	REVISION	DATE
MK T2B-204	APT TYPE T2B-2E T2B-TOWER	REV. -	23.03.2018

BIM Server: Bimserver9 - BIM Server 20150665 Section 200 Canberra\150165 Floor\BIM DATE: 23.03.2018



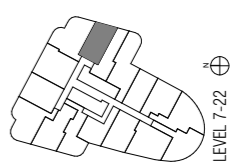
ADAPTABLE

APT TYPE T2B-2F
T2B-TOWER

INTERNAL AREA: 56 M2
EXTERNAL AREA: 8 M2
TOTAL AREA: 64 M2

APPLICABLE TO UNITS:

707 , 807 , 907 , 1007 , 1107 , 1207 , 1307 , 1407 ,
1507 , 1607 , 1707 , 1807 , 1907 , 2007 , 2107 , 2207 ,



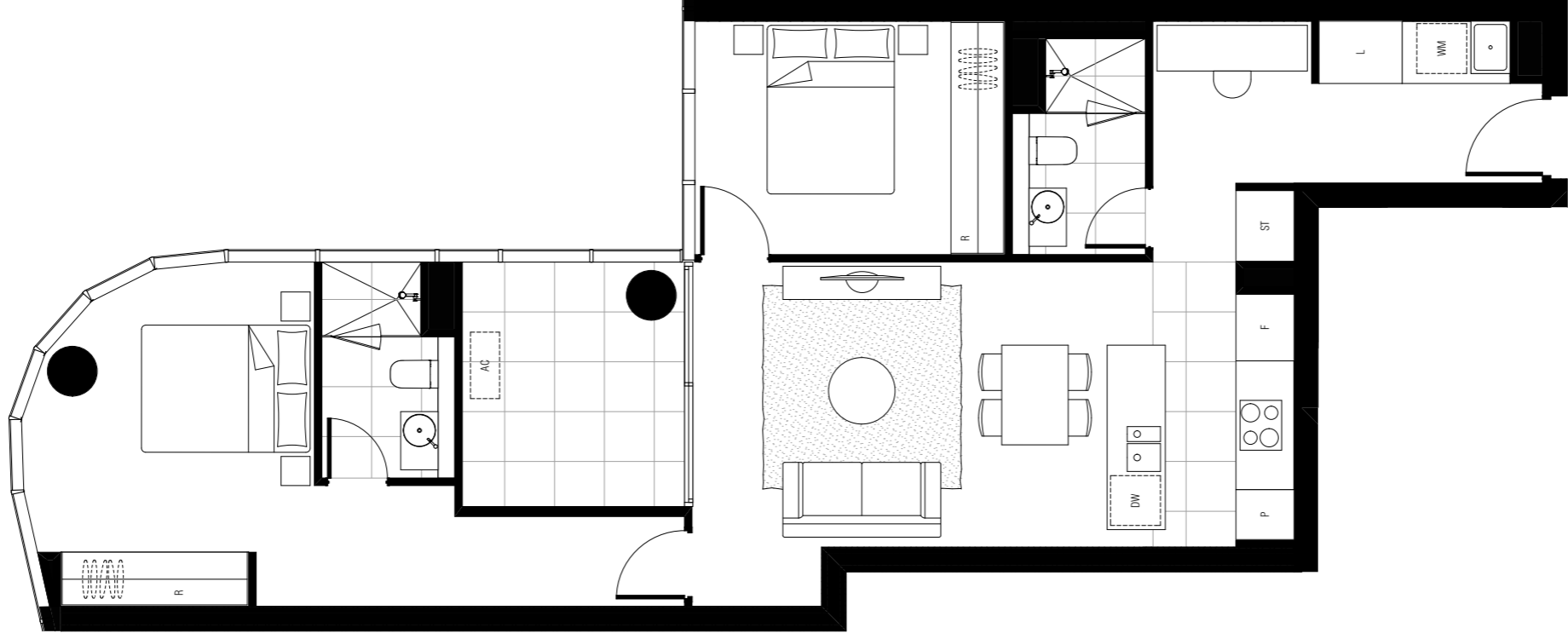
LEVEL 7-22

DW - DISHWASHER F - FRIDGE SPACE L - LINEN P - PANTRY R - ROBE ST - STORAGE WM - WASHING MACHINE SPACE

NOTE: ALL LAYOUTS SUBJECT TO STRUCTURAL / SERVICES REQUIREMENTS

DWG NO	DWG TITLE	REVISION	DATE
MK T2B-205	APT TYPE T2B-2F T2B-TOWER	REV. -	23.03.2018

BM Server: Binnacorp9 - BM Server 2015065 Section 200 Canberra 150165 Floor 1800 DATE: 23.03.2018

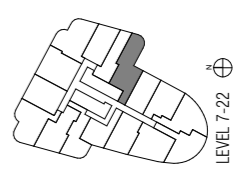


APT TYPE T2B-2G T2B-TOWER

INTERNAL AREA: 84 M2
EXTERNAL AREA: 8 M2
TOTAL AREA: 92 M2

APPLICABLE TO UNITS:

709 , 809 , 909 , 1009 , 1109 , 1209 , 1309 , 1409 ,
1509 , 1609 , 1709 , 1809 , 1909 , 2009 , 2109 , 2209 ,



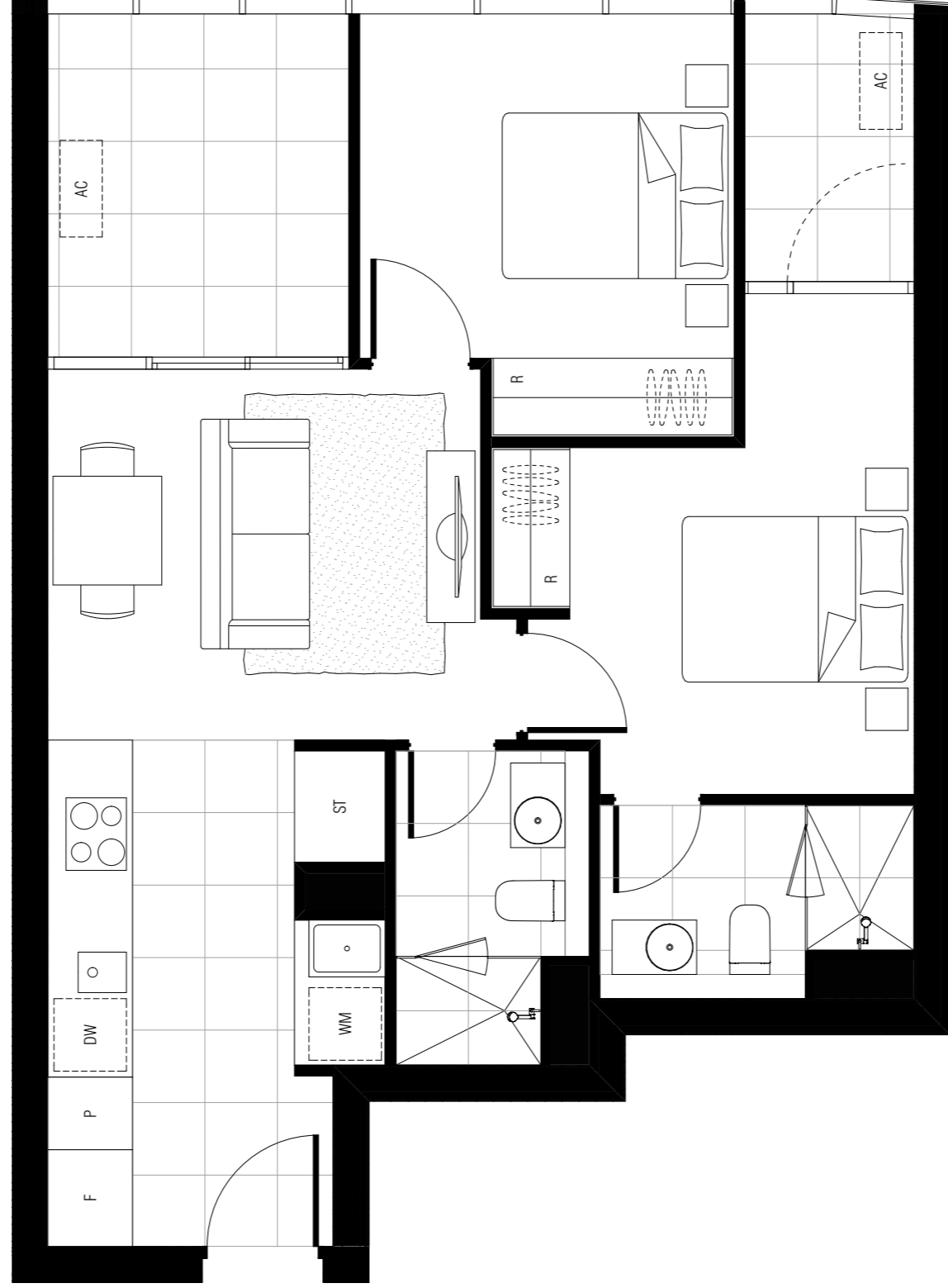
LEVEL 7-22

DW - DISHWASHER F - FRIDGE SPACE L - LINEN P - PANTRY R - ROBE ST - STORAGE WM - WASHING MACHINE SPACE

NOTE: ALL LAYOUTS SUBJECT TO STRUCTURAL / SERVICES REQUIREMENTS

DWG NO	DWG TITLE	REVISION	DATE
MK T2B-206	APT TYPE T2B-2G T2B-TOWER	REV. -	23.03.2018

BM Sewer: Binnacreep3 - BM Sewer 20150665 Section 200 Canberra 150165 Floor (R808) DATE: 23.03.2018

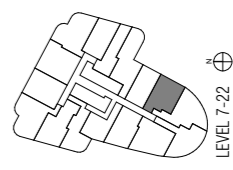


APT TYPE T2B-2H T2B-TOWER

INTERNAL AREA: 59M2
EXTERNAL AREA: 10 M2
TOTAL AREA: 69 M2

APPLICABLE TO UNITS:

711 , 811 , 911 , 1011 , 1111 , 1211 , 1311 , 1411 ,
1511 , 1611 , 1711 , 1811 , 1911 , 2011 , 2111 , 2211 ,



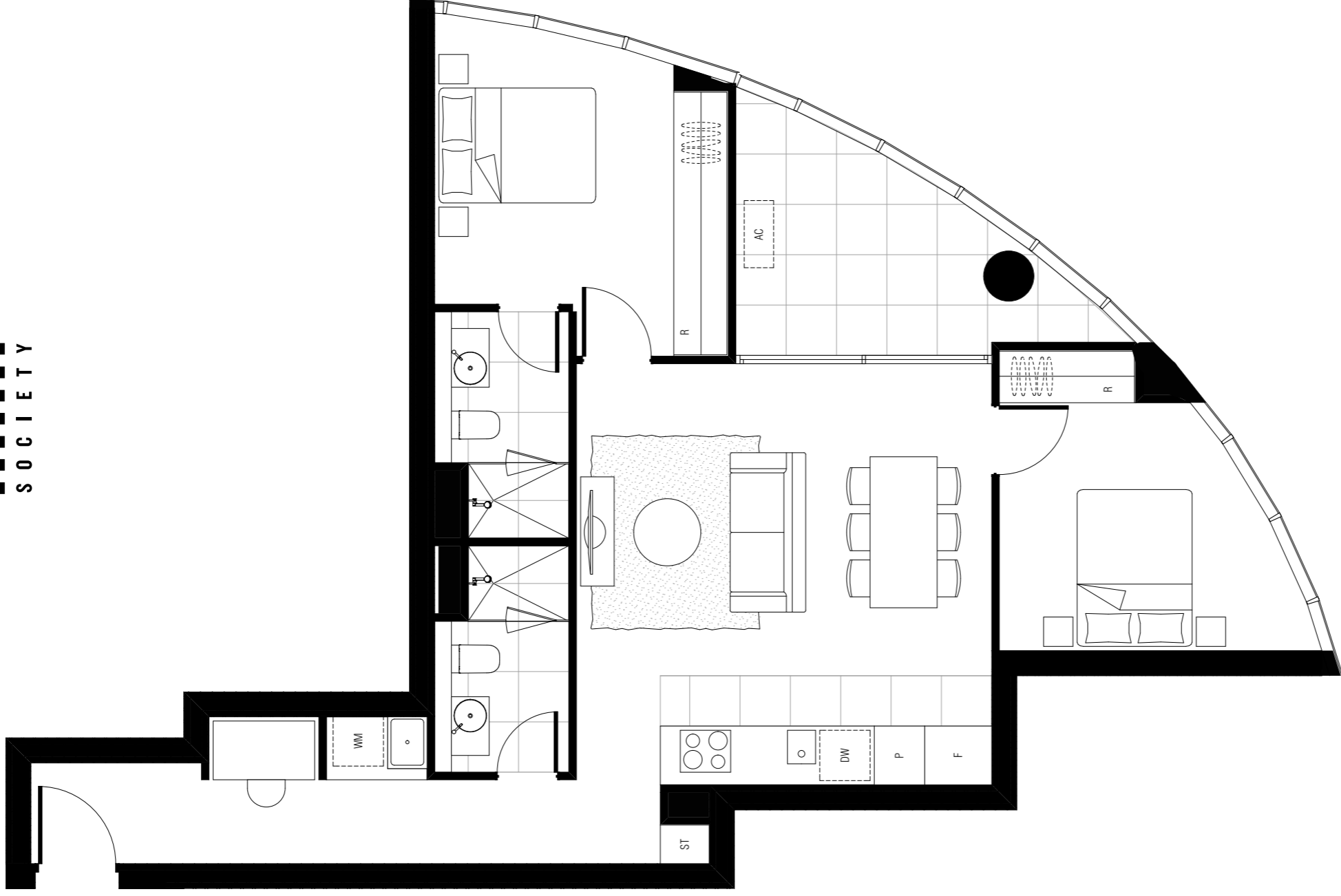
LEVEL 7-22

DW - DISHWASHER F - FRIDGE SPACE L - LINEN P - PANTRY R - ROBE ST - STORAGE WM - WASHING MACHINE SPACE

NOTE: ALL LAYOUTS SUBJECT TO STRUCTURAL / SERVICES REQUIREMENTS

DWG NO	DWG TITLE	REVISION	DATE
MK T2B-207	APT TYPE T2B-2H T2B-TOWER	REV. -	23.03.2018

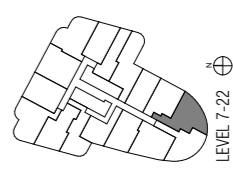
BM Sewer: Binnacorp9 - BM Sewer 2015065 Section 200 Canberra 15005 Floor (R800) DATE: 23.03.2018



APT TYPE T2B-2J T2B-TOWER

INTERNAL AREA: 76 M2
EXTERNAL AREA: 9 M2
TOTAL AREA: 85 M2

APPLICABLE TO UNITS:
712 , 812 , 912 , 1012 , 1112 , 1212 , 1312 , 1412 ,
1512 , 1612 , 1712 , 1812 , 1912 , 2012 , 2112 , 2212 ,



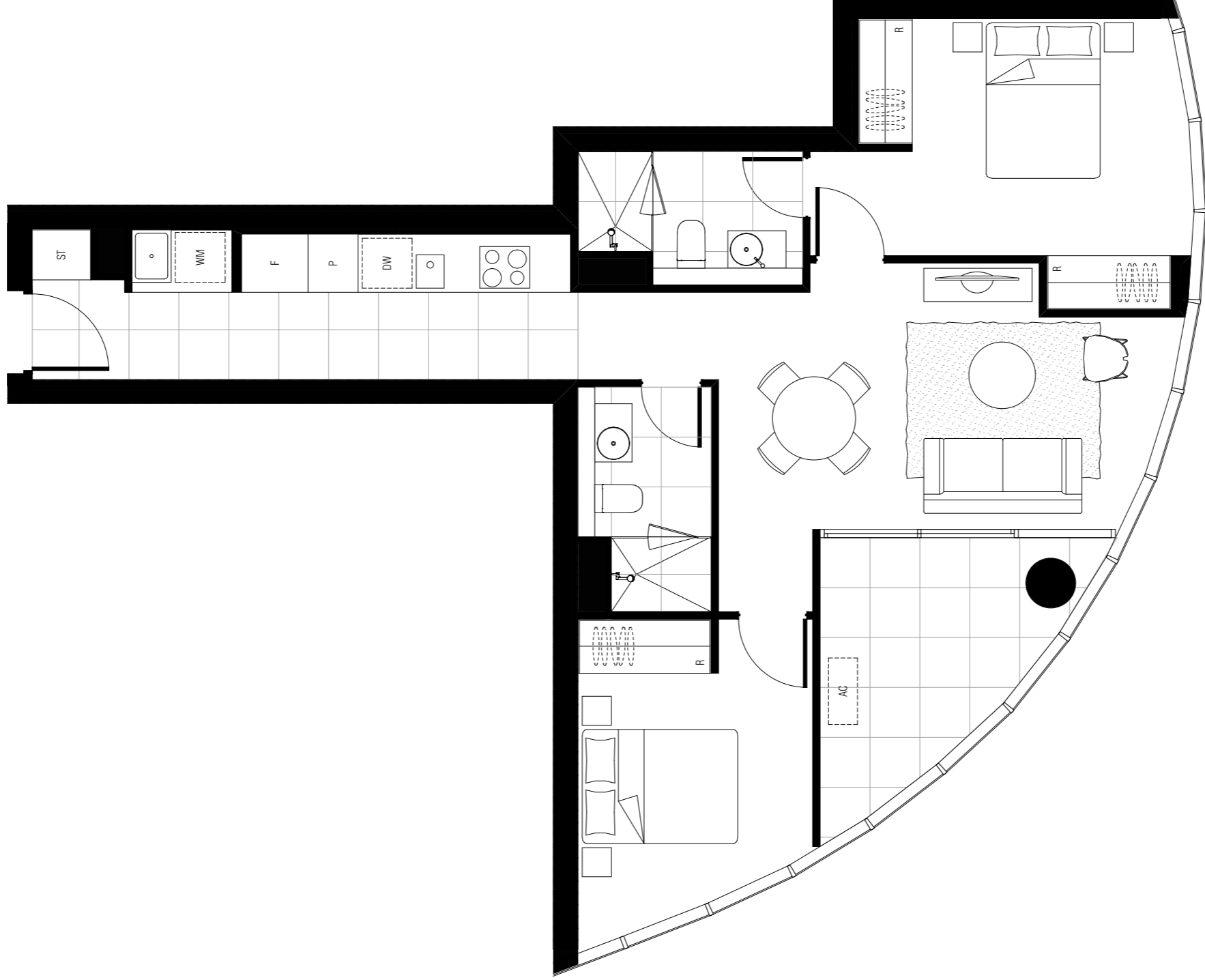
LEVEL 7-22

DW - DISHWASHER F - FRIDGE SPACE L - LINEN P - PANTRY R - ROBE ST - STORAGE WM - WASHING MACHINE SPACE

NOTE: ALL LAYOUTS SUBJECT TO STRUCTURAL / SERVICES REQUIREMENTS

DWG NO	DWG TITLE	REVISION	DATE
MK T2B-208	APT TYPE T2B-2J T2B-TOWER	REV. -	23.03.2018

BIM Server: BIMserver3 - BIM Server 20150665 Section 200 Canberra 150165 Floor 1808 DATE: 23.03.2018



APT TYPE T2B-2K T2B-TOWER

INTERNAL AREA: 70 M2
EXTERNAL AREA: 8 M2
TOTAL AREA: 78 M2

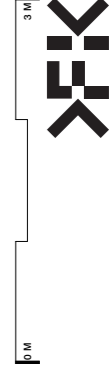
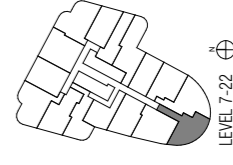
APPLICABLE TO UNITS:
713 , 813 , 913 , 1013 , 1113 , 1213 , 1313 , 1413 ,
1513 , 1613 , 1713 , 1813 , 1913 , 2013 , 2113 , 2213 ,

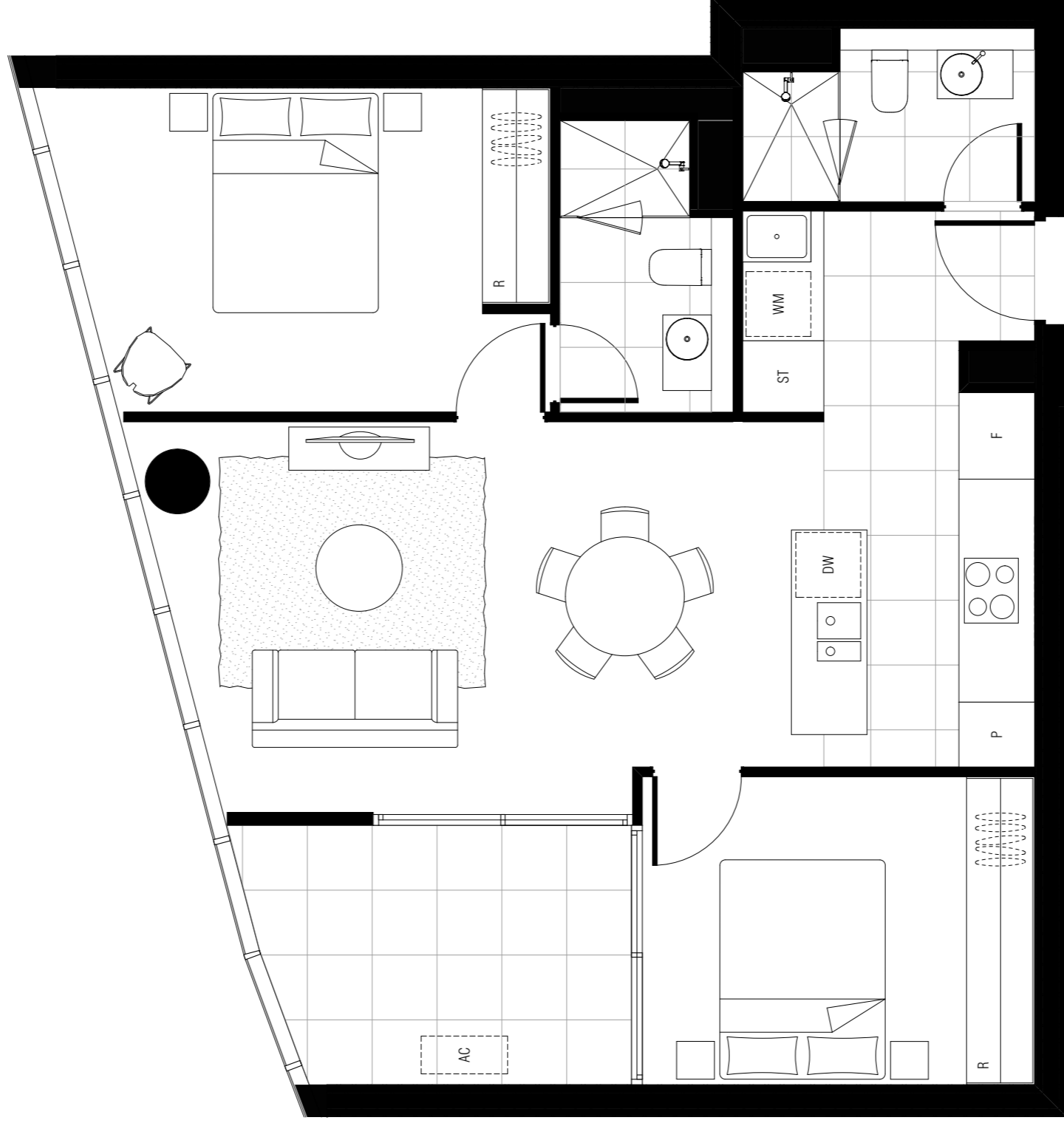
DW - DISHWASHER F - FRIDGE SPACE L - LINEN P - PANTRY R - ROBE ST - STORAGE WM - WASHING MACHINE SPACE

NOTE: ALL LAYOUTS SUBJECT TO STRUCTURAL / SERVICES REQUIREMENTS

DWG NO	DWG TITLE	REVISION	DATE
MK T2B-209	APT TYPE T2B-2K T2B-TOWER	REV. -	23.03.2018

BM Sewer: Binnacreep@ - BM Sewer 2015065 Section 200 Canberra 150165 Floor (R)@ DATE: 23.03.2018



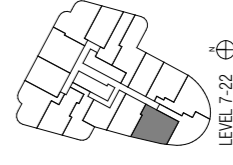


APT TYPE T2B-2L T2B-TOWER

INTERNAL AREA: 73 M2
EXTERNAL AREA: 8 M2
TOTAL AREA: 81 M2

APPLICABLE TO UNITS:

714 , 814 , 914 , 1014 , 1114 , 1214 , 1314 , 1414 ,
1514 , 1614 , 1714 , 1814 , 1914 , 2014 , 2114 , 2214 ,



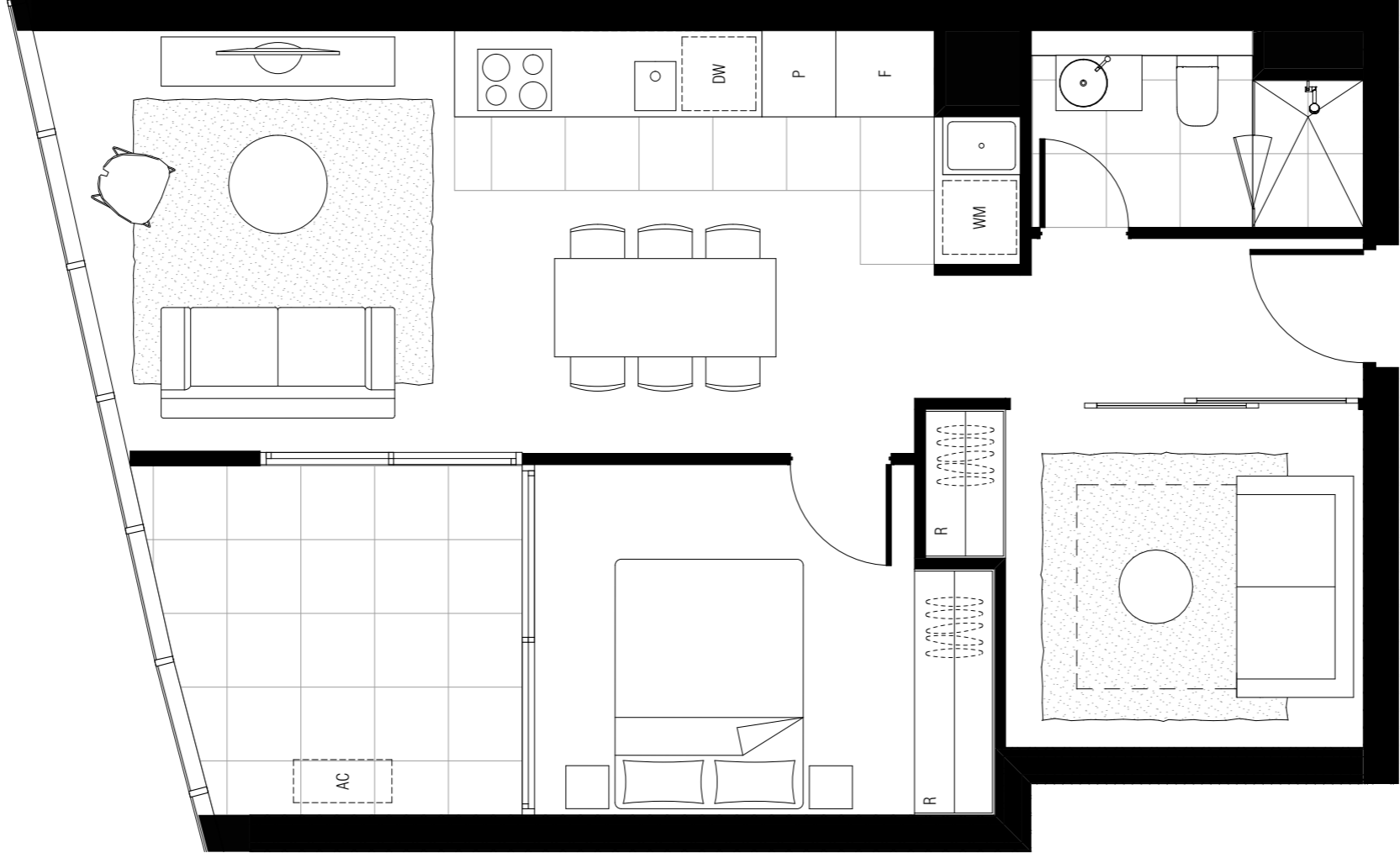
LEVEL 7-22

DW - DISHWASHER F - FRIDGE SPACE L - LINEN P - PANTRY R - ROBE ST - STORAGE WM - WASHING MACHINE SPACE

NOTE: ALL LAYOUTS SUBJECT TO STRUCTURAL / SERVICES REQUIREMENTS

DWG NO	DWG TITLE	REVISION	DATE
MK T2B-210	APT TYPE T2B-2L T2B-TOWER	REV. -	23.03.2018

BM Sewer: Binnacree9 - BM Sewer 2015065 Section 200 Canberra 15065 Floor (R800) DATE: 23.03.2018

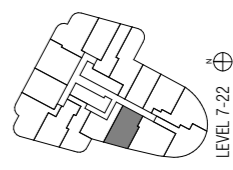


APT TYPE T2B-2M T2B-TOWER

INTERNAL AREA: 60 M2
EXTERNAL AREA: 8 M2
TOTAL AREA: 68 M2

APPLICABLE TO UNITS:

715 , 815 , 915 , 1015, 1115, 1215, 1315, 1415, 1515, 1615, 1715, 1815, 1915, 2015, 2115, 2215, 2315,



LEVEL 7-22

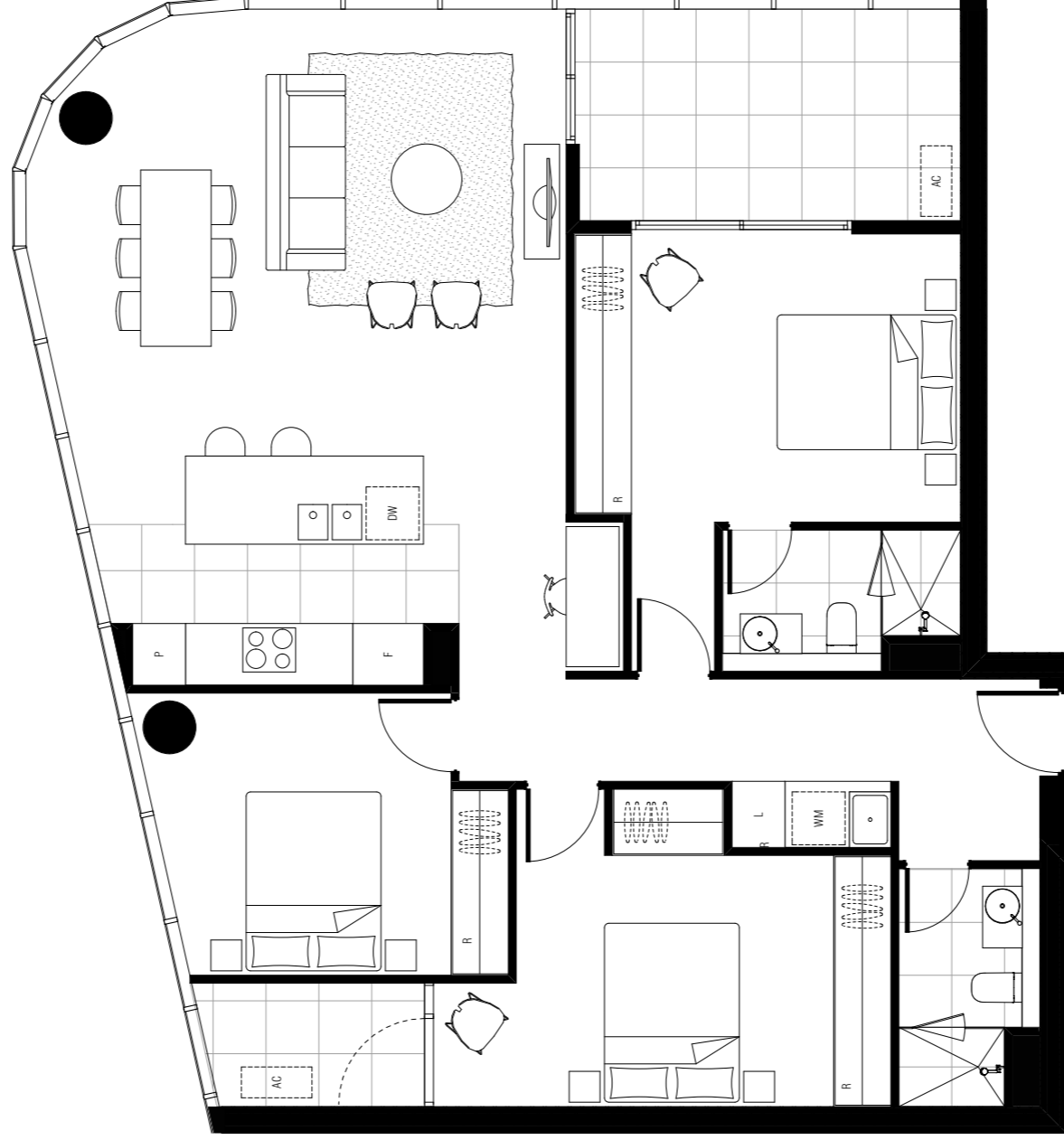
DW - DISHWASHER F - FRIDGE SPACE L - LINEN P - PANTRY R - ROBE ST - STORAGE WM - WASHING MACHINE SPACE

NOTE: ALL LAYOUTS SUBJECT TO STRUCTURAL / SERVICES REQUIREMENTS

DWG NO	DWG TITLE	REVISION	DATE
MK T2B-211	APT TYPE T2B-2M	REV. -	23.03.2018
	T2B-TOWER		

BM Sewer: Binnacorp9 - BM Sewer 2015065 Section 200 Canberra 15005 Floor (R800) DATE: 23.03.2018

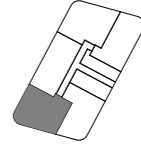
3 BEDROOM PLANS



APT TYPE T2B-3A T2B-TOWER

INTERNAL AREA: 117 M2
EXTERNAL AREA: 15 M2
TOTAL AREA: 132 M2

APPLICABLE TO UNITS:
2402, 2502, 2602,



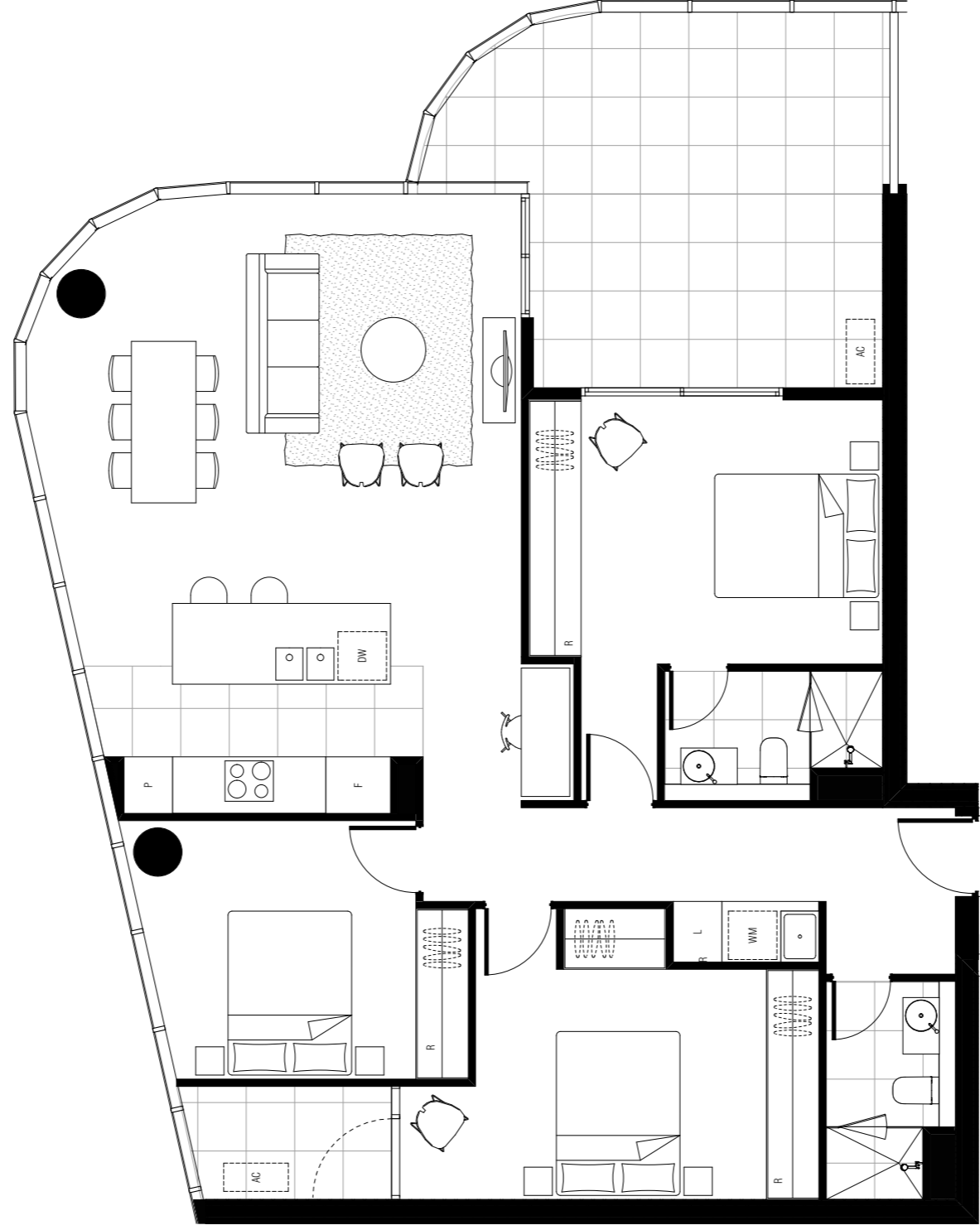
LEVEL 24-26

DW - DISHWASHER F - FRIDGE SPACE L - LINEN P - PANTRY R - ROBE ST - STORAGE WM - WASHING MACHINE SPACE

NOTE: ALL LAYOUTS SUBJECT TO STRUCTURAL / SERVICES REQUIREMENTS

DWG NO	DWG TITLE	REVISION	DATE
MK T2B-300	APT TYPE T2B-3A T2B-TOWER	REV. -	23.03.2018

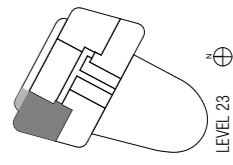
BIM Server: BIMserver9 - BIM Server 20150665 Section 200 Canberra 150165 Floor 0808 DATE: 23.03.2018



**APT TYPE T2B-3A (T)
T2B-TOWER**

INTERNAL AREA: 117 M2
EXTERNAL AREA: 23 M2
TOTAL AREA: 140 M2

APPLICABLE TO UNITS:
2302,

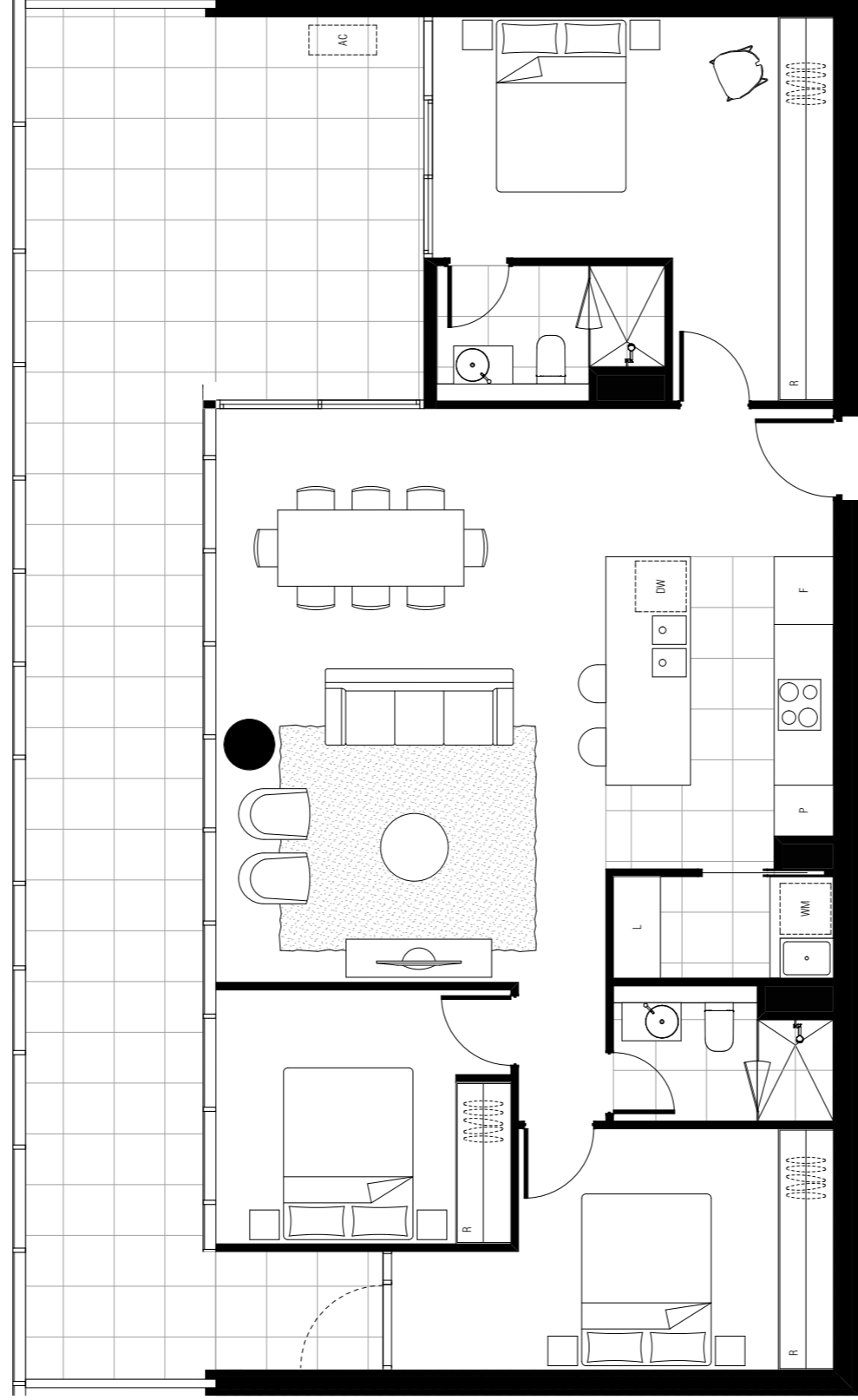


DW - DISHWASHER F - FRIDGE SPACE L - LINEN P - PANTRY R - ROBE ST - STORAGE WM - WASHING MACHINE SPACE

NOTE: ALL LAYOUTS SUBJECT TO STRUCTURAL / SERVICES REQUIREMENTS

DWG NO	DWG TITLE	REVISION	DATE
MK T2B-300	APT TYPE T2B-3A (T) T2B-TOWER	REV. -	23.03.2018

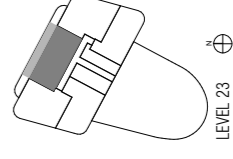
BM Sewer: Binnacree9 - BM Sewer 2015065 Section 200 Canberra 15065 Floor (R800) DATE: 23.03.2018



APT TYPE T2B-3B (T) T2B-TOWER

INTERNAL AREA: 111 M2
EXTERNAL AREA: 49 M2
TOTAL AREA: 160 M2

APPLICABLE TO UNITS:
2303,

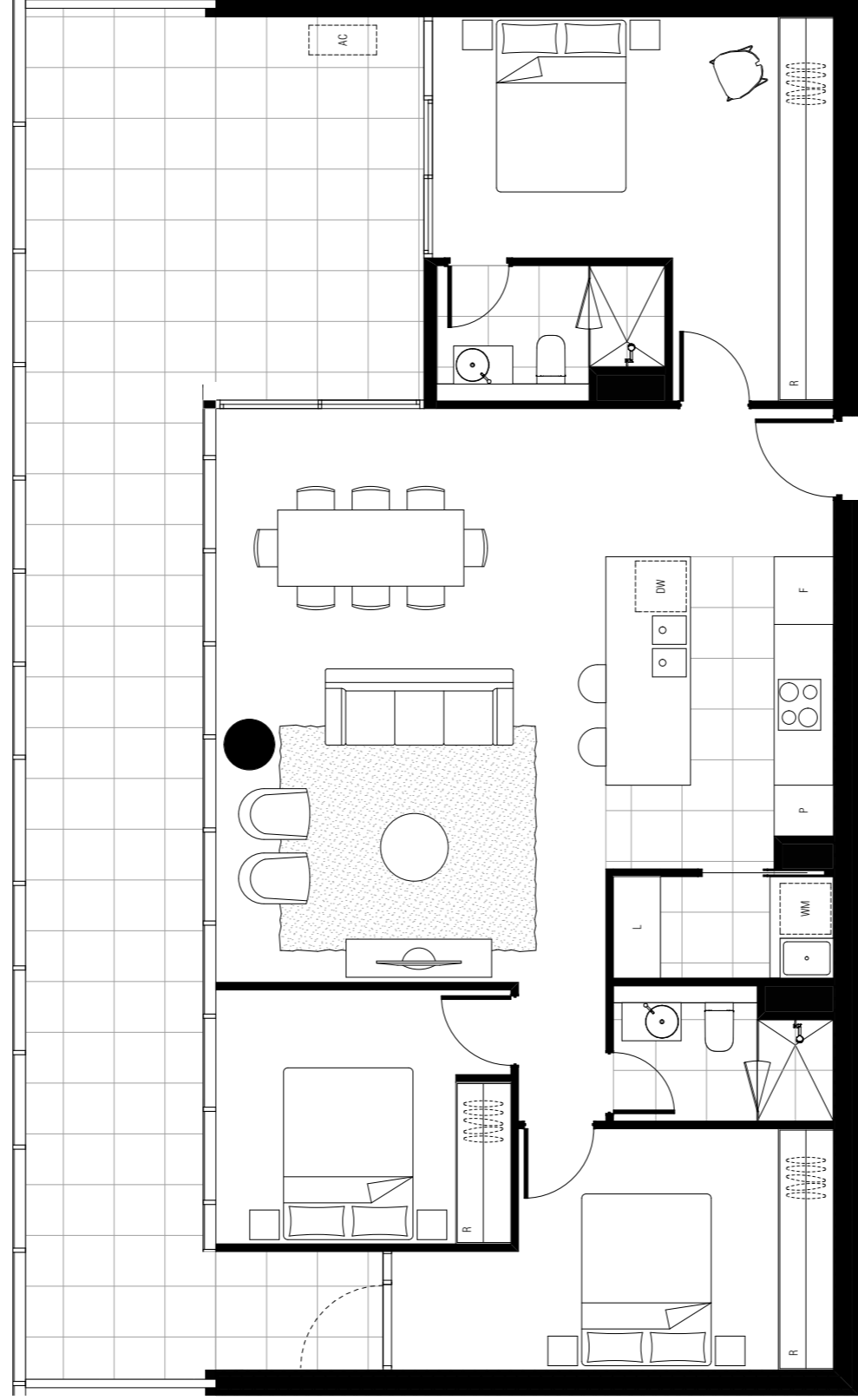


DW - DISHWASHER F - FRIDGE SPACE L - LINEN P - PANTRY R - ROBE ST - STORAGE WM - WASHING MACHINE SPACE

NOTE: ALL LAYOUTS SUBJECT TO STRUCTURAL / SERVICES REQUIREMENTS

DWG NO	DWG TITLE	REVISION	DATE
MK T2B-301	APT TYPE T2B-3B (T)	REV. -	20.02.2018
	T2B-TOWER		

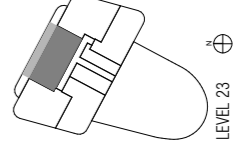
BIM Server: BIMserver3 - BIM Server 20150665 Section 200 Canberra 159165 Floor 0808 DATE: 23.03.2018



**APT TYPE T2B-3B (T)
T2B-TOWER**

INTERNAL AREA: 111 M2
EXTERNAL AREA: 49 M2
TOTAL AREA: 160 M2

APPLICABLE TO UNITS:
2303,

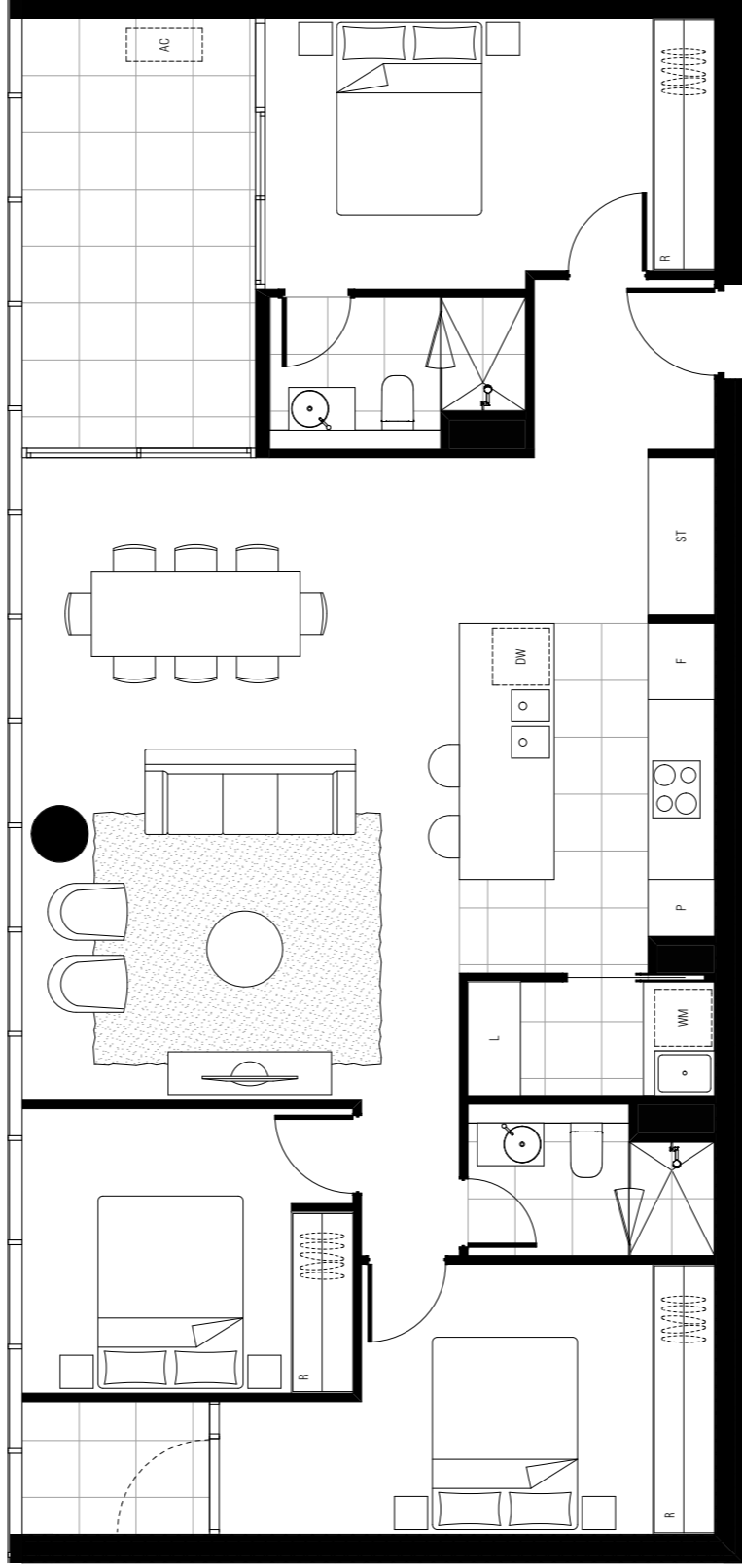


DW - DISHWASHER F - FRIDGE SPACE L - LINEN P - PANTRY R - ROBE ST - STORAGE WM - WASHING MACHINE SPACE

NOTE: ALL LAYOUTS SUBJECT TO STRUCTURAL / SERVICES REQUIREMENTS

DWG NO	DWG TITLE	REVISION	DATE
MK T2B-301	APT TYPE T2B-3B (T)	REV. -	20.02.2018
	T2B-TOWER		

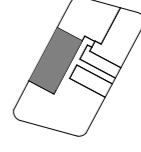
BIM Server: BIMserver3 - BIM Server 20150665 Section 200 Canberra 159165 Floor 0808 DATE: 23.03.2018



APT TYPE T2B-3B.1 T2B-TOWER

INTERNAL AREA: 111 M2
EXTERNAL AREA: 13 M2
TOTAL AREA: 124 M2

APPLICABLE TO UNITS:
2701,



LEVEL 27

DW - DISHWASHER F - FRIDGE SPACE L - LINEN P - PANTRY R - ROBE ST - STORAGE WM - WASHING MACHINE SPACE

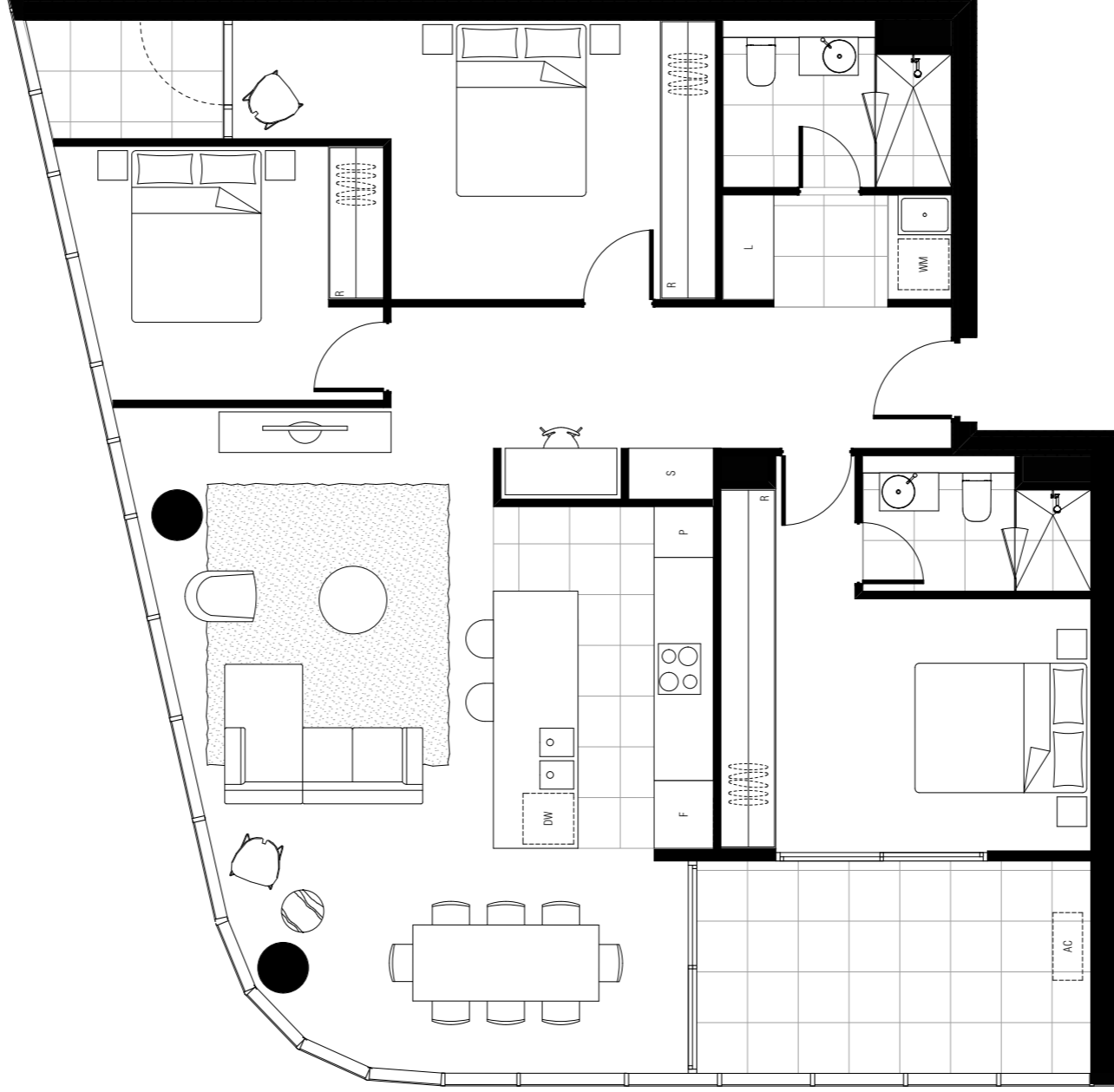
NOTE: ALL LAYOUTS SUBJECT TO STRUCTURAL / SERVICES REQUIREMENTS

DWG NO _____ DWG TITLE _____ REVISION _____ DATE _____

APT TYPE T2B-3B.1
MK T2B-301.22B-TOWER

REV. - nil

BM Sewer: Binnacreep - BM Sewer 2015065 Section 200 Canberra 15005 Floor (R800) DATE: 06.04.2018

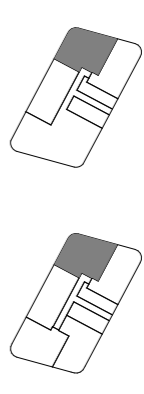


ADAPTABLE

APT TYPE T2B-3C
T2B-TOWER

INTERNAL AREA: 122 M2
EXTERNAL AREA: 15 M2
TOTAL AREA: 137 M2

APPLICABLE TO UNITS:
2404, 2504, 2604, 2702,



LEVEL 24-26

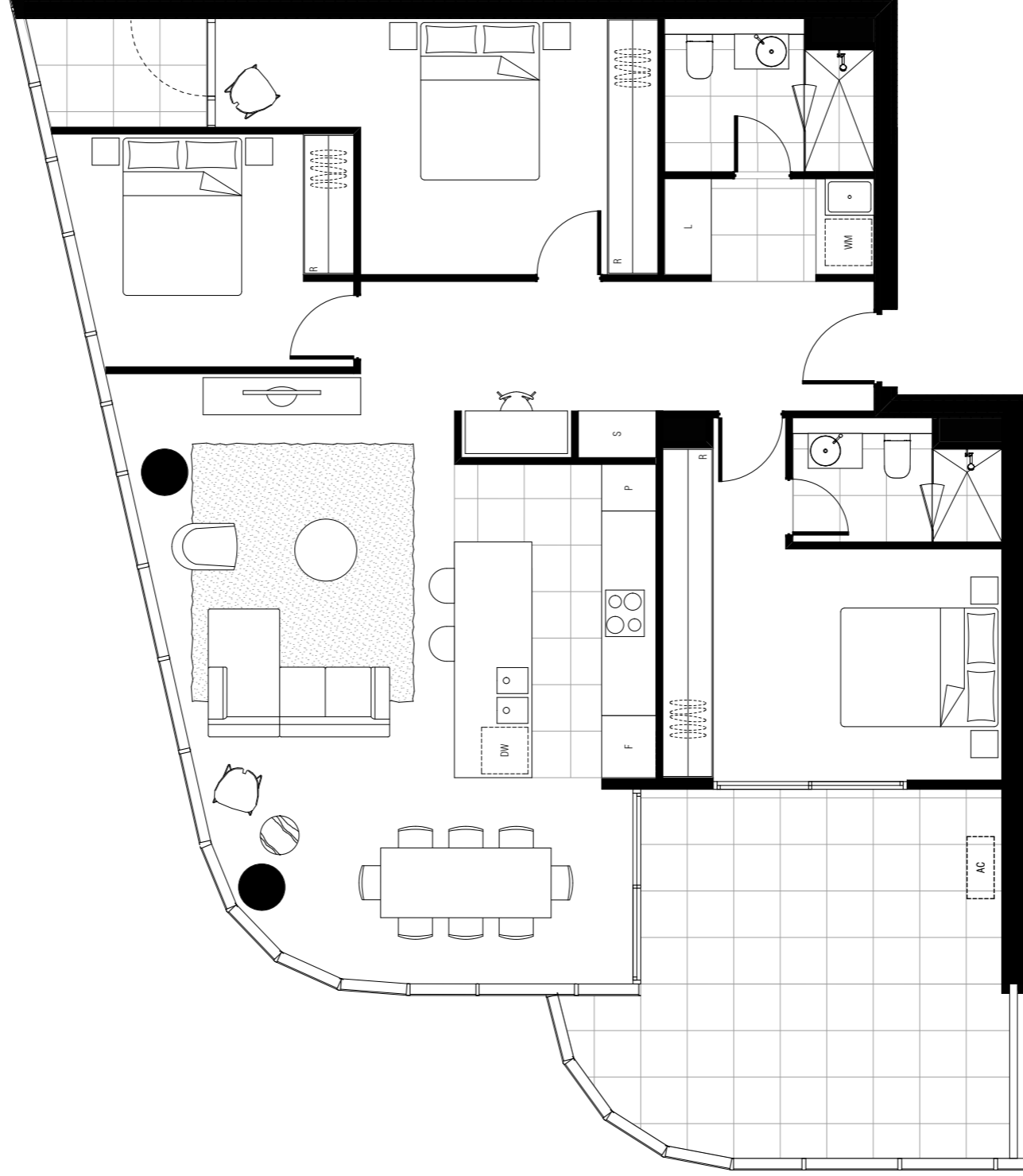
LEVEL 27

DW - DISHWASHER F - FRIDGE SPACE L - LINEN P - PANTRY R - ROBE ST - STORAGE WM - WASHING MACHINE SPACE

NOTE: ALL LAYOUTS SUBJECT TO STRUCTURAL / SERVICES REQUIREMENTS

DWG NO	DWG TITLE	REVISION	DATE
MK T2B-302	APT TYPE T2B-3C T2B-TOWER	REV. -	23.03.2018

BIM Server: BIMserver3 - BIM Server 2015065 Section 200 Canberra 150105 Floor 0808 DATE: 23.03.2018

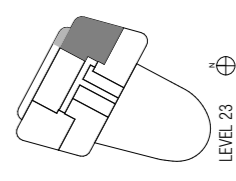


ADAPTABLE

APT TYPE T2B-3C (T)
T2B-TOWER

APPLICABLE TO UNITS:
2304.

INTERNAL AREA: 122 M2
EXTERNAL AREA: 24 M2
TOTAL AREA: 146 M2

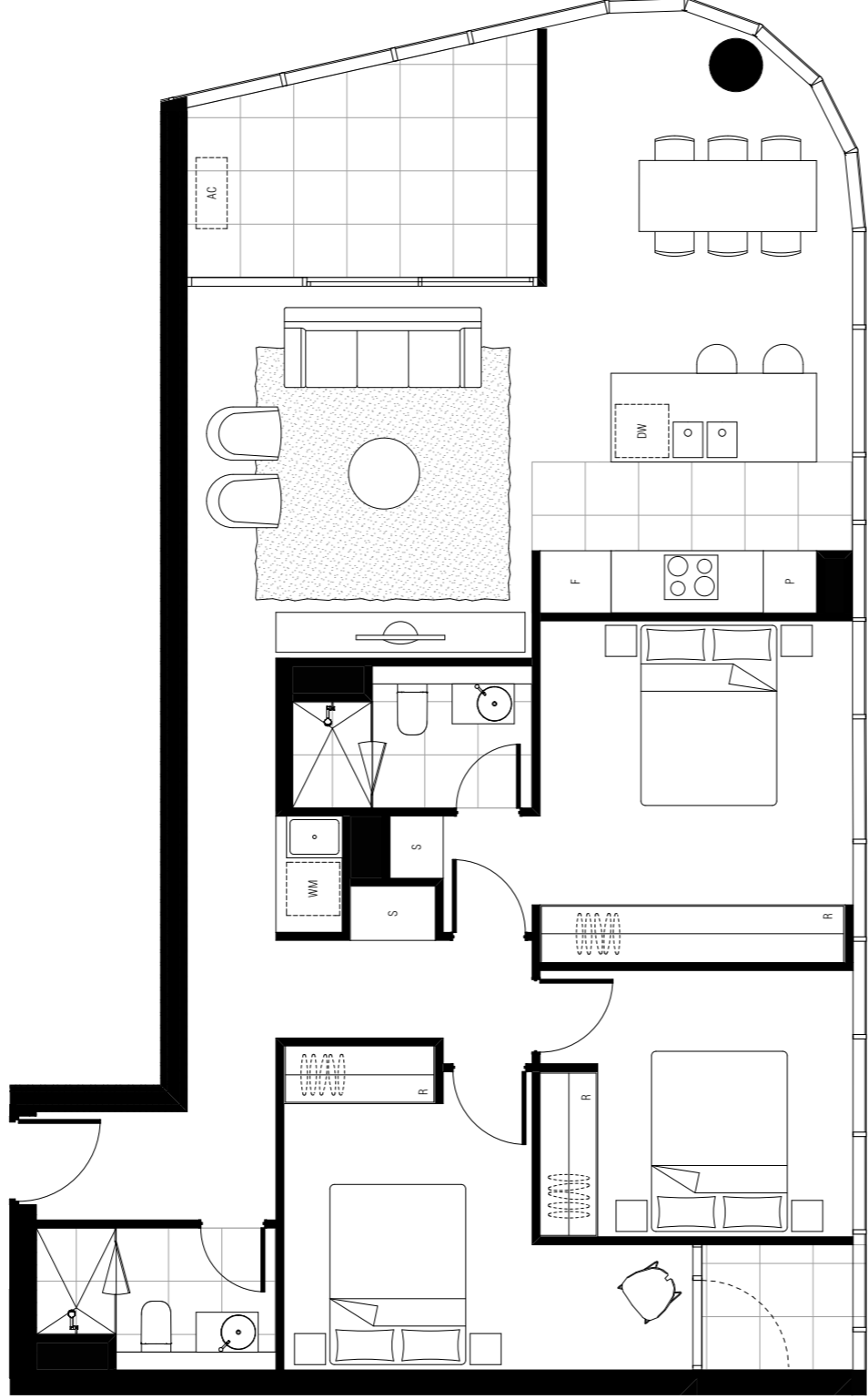


DW - DISHWASHER F - FRIDGE SPACE L - LINEN P - PANTRY R - ROBE ST - STORAGE WM - WASHING MACHINE SPACE

NOTE: ALL LAYOUTS SUBJECT TO STRUCTURAL / SERVICES REQUIREMENTS

DWG NO	DWG TITLE	REVISION	DATE
MK T2B-302.12B-TOWER	APT TYPE T2B-3C (T)	REV. -	23.03.2018

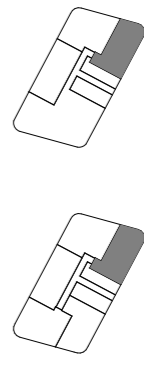
BM Sewer: Binnacorp9 - BM Sewer 2015065 Section 200 Canberra 15005 Floor (R800) DATE: 23.03.2018



APT TYPE T2B-3D T2B-TOWER

INTERNAL AREA: 111 M2
EXTERNAL AREA: 13 M2
TOTAL AREA: 124 M2

APPLICABLE TO UNITS:
2405, 2505, 2605, 2703,



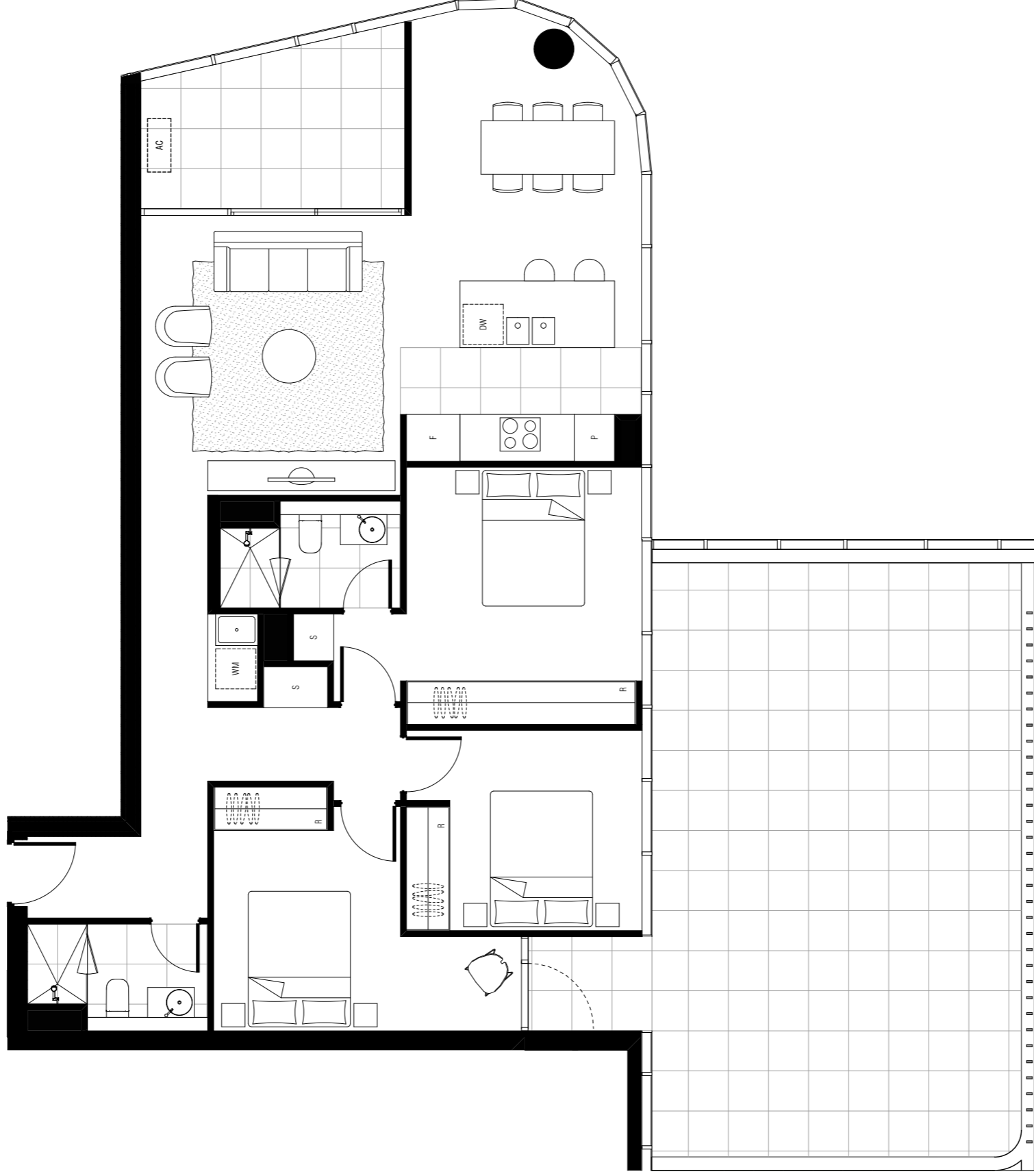
LEVEL 24-26
LEVEL 27

DW - DISHWASHER F - FRIDGE SPACE L - LINEN P - PANTRY R - ROBE ST - STORAGE WM - WASHING MACHINE SPACE

NOTE: ALL LAYOUTS SUBJECT TO STRUCTURAL / SERVICES REQUIREMENTS

DWG NO	DWG TITLE	REVISION	DATE
MK T2B-303	APT TYPE T2B-3D	REV. -	23.03.2018
	T2B-TOWER		

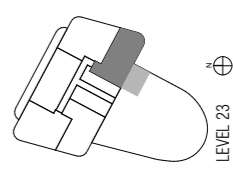
BIM Server: BIMserver3 - BIM Server 20170505 Section 200 Canberra 159165 Floor 0808 DATE: 23.03.2018



**APT TYPE T2B-3D (T)
T2B-TOWER**

INTERNAL AREA: 111 M2
EXTERNAL AREA: 62 M2
TOTAL AREA: 173 M2

APPLICABLE TO UNITS:
2305,

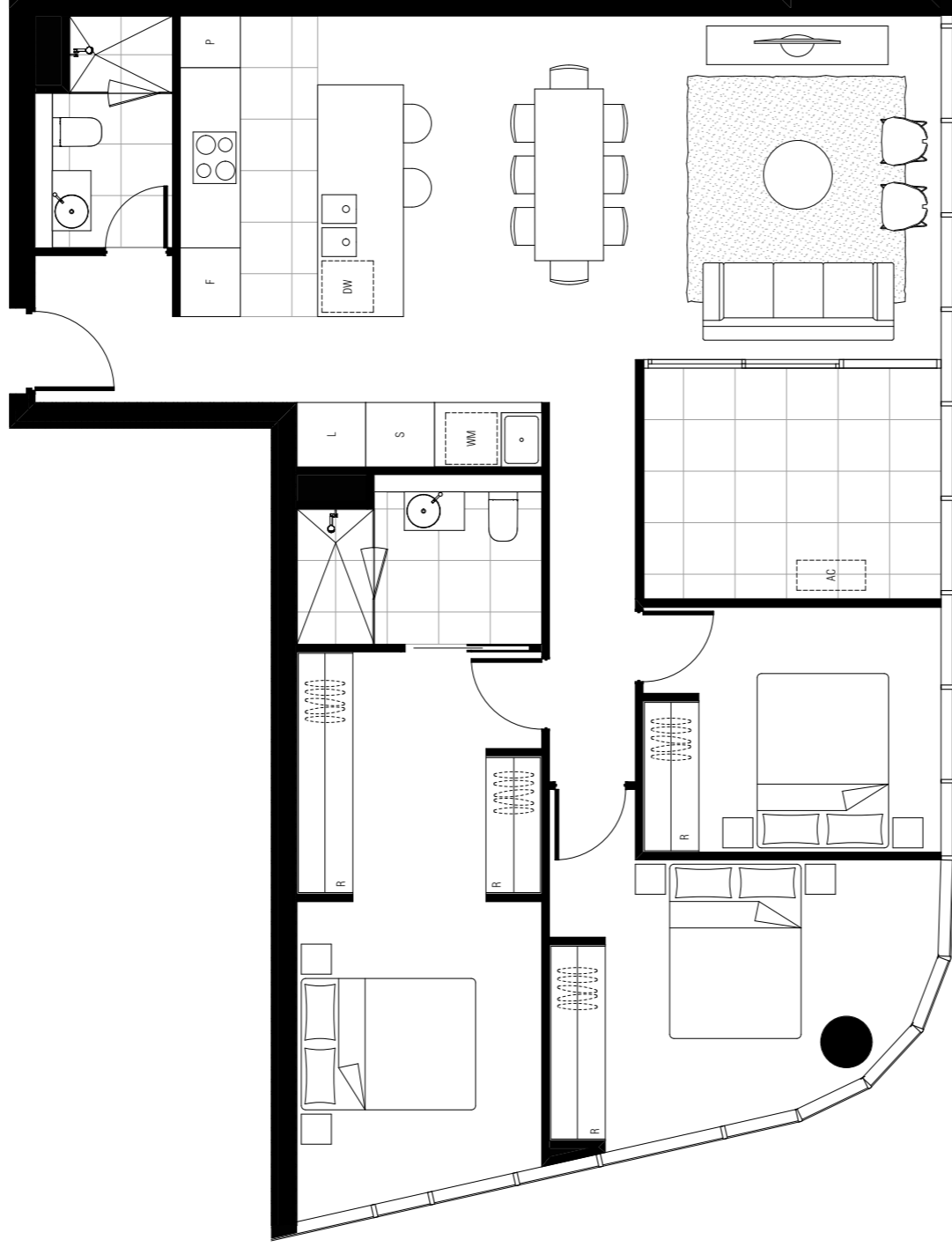


DW - DISHWASHER F - FRIDGE SPACE L - LINEN P - PANTRY R - ROBE ST - STORAGE WM - WASHING MACHINE SPACE

NOTE: ALL LAYOUTS SUBJECT TO STRUCTURAL / SERVICES REQUIREMENTS

DWG NO	DWG TITLE	REVISION	DATE
APT TYPE T2B-3D (T) REV. -			23.03.2018
MK T2B-303.T2B-TOWER			

BM Sewer: Binnacorp9 - BM Sewer 2015065 Section 200 Canberra 15905 Floor (R800) DATE: 23.03.2018

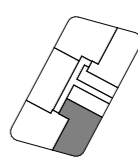


ADAPTABLE

APT TYPE T2B-3E
T2B-TOWER

INTERNAL AREA: 109 M2
EXTERNAL AREA: 9 M2
TOTAL AREA: 118 M2

APPLICABLE TO UNITS:
2401, 2501, 2601,



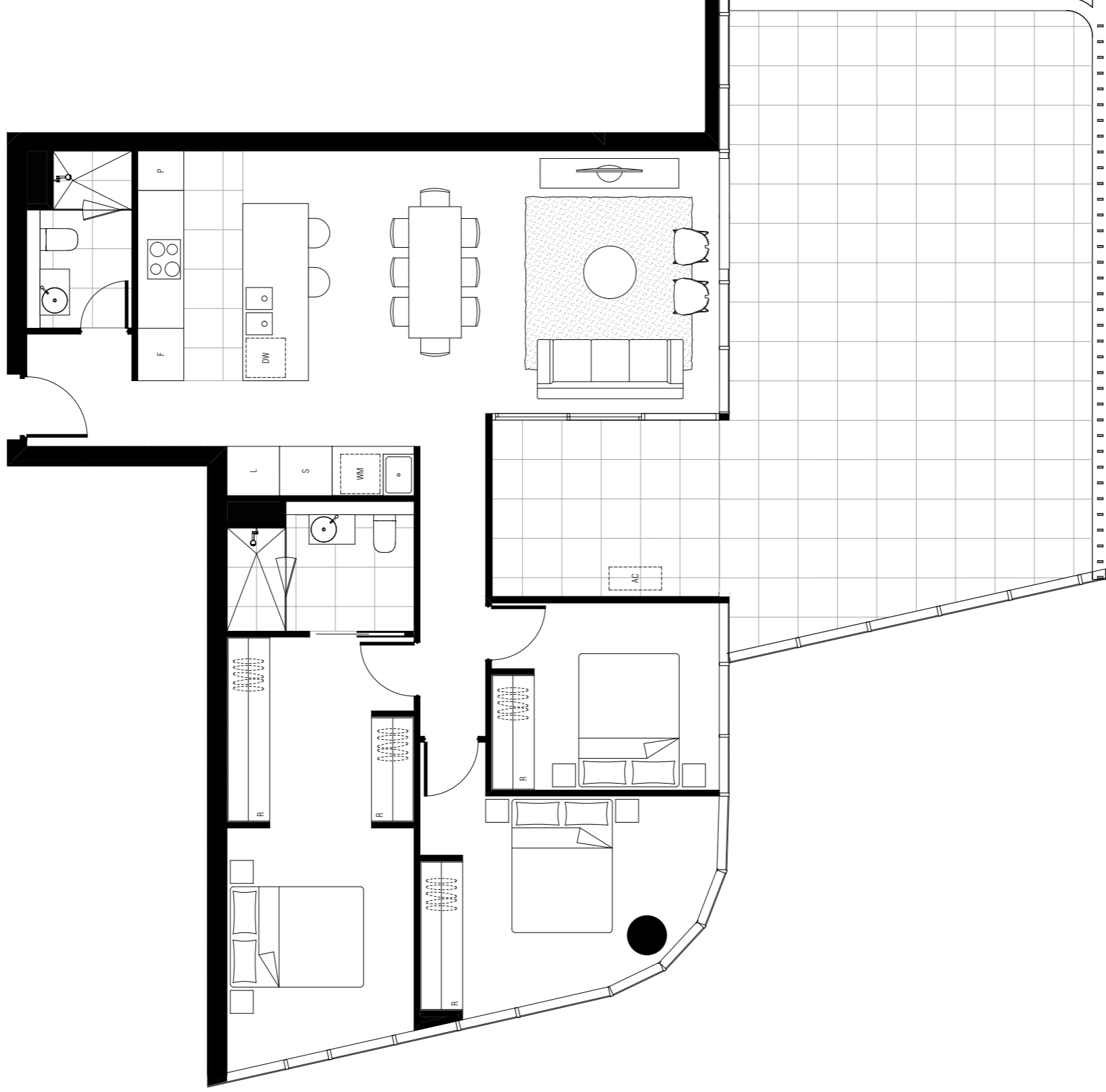
LEVEL 24-26

DW - DISHWASHER F - FRIDGE SPACE L - LINEN P - PANTRY R - ROBE ST - STORAGE WM - WASHING MACHINE SPACE

NOTE: ALL LAYOUTS SUBJECT TO STRUCTURAL / SERVICES REQUIREMENTS

DWG NO	DWG TITLE	REVISION	DATE
MK T2B-304	APT TYPE T2B-3E T2B-TOWER	REV. -	23.03.2018

BIM Server: BIMserver9 - BIM Server 20150665 Section 200 Canberra\59105 Floor\BIM DATE: 23.03.2018



ADAPTABLE

APT TYPE T2B-3E(T)
MKT PLAN

INTERNAL AREA: 109 M2
EXTERNAL AREA: 59 M2
TOTAL AREA: 168 M2

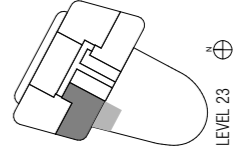
APPLICABLE TO UNITS:
2301

DW - DISHWASHER F - FRIDGE SPACE L - LINEN P - PANTRY R - ROBE ST - STORAGE WM - WASHING MACHINE SPACE

NOTE: ALL LAYOUTS SUBJECT TO STRUCTURAL / SERVICES REQUIREMENTS

DWG NO	DWG TITLE	REVISION	DATE
MK T2B-304	APT TYPE T2B-3E(T) MKT PLAN	REV. -	23.03.2018


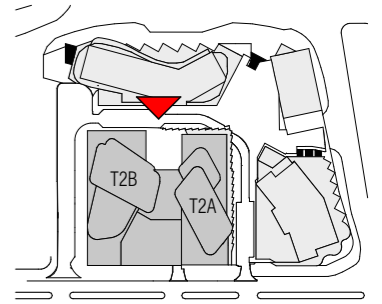
BIM Server: BIMserver9 - BIM Server 20150665 Section 200 Canberra 159165 Floor 0808 DATE: 23.03.2018



LEVEL 23

Whilst we endeavour to ensure the contents of these plans are correct at the time of printing, the information they contain is to be used as a guide only. Furnishings and floor coverings are for illustrative purposes only, are not shown to scale nor included in the stated price (unless expressly included). The columns shown may vary in diameter throughout the Building. All areas are provided in accordance with the Method of Measurement for Residential Property provided by the Property Council of Australia. All dimensions are provided in millimetres. All dimensions are subject to change without notice in accordance with the provisions of the Contract of Sale.

ELEVATIONS



NORTH ELEVATION

DRAFT NOTE: ALL LAYOUTS SUBJECT TO STRUCTURAL / SERVICES REQUIREMENTS

DWG NO	DWG TITLE	REVISION	DATE
MK S2-2000	S2 - NORTH MKT ELEVATION	1	23.03.2018


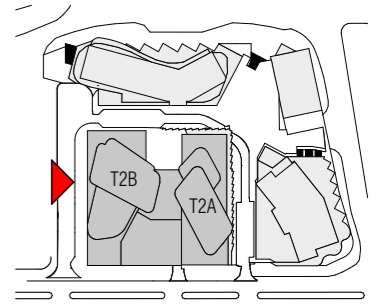
BIM Server: Bilmserv9 - BIM Server 20/15065 Section 200 Canberra/15065 Gener#15065 DATE: 23.03.2018



FENDER KATSALIDIS ARCHITECTS

GEOCON
BUILDING CANBERRA

Whilst we endeavour to ensure the contents of these plans are correct at the time of printing, the information they contain is to be used as a guide only. Furnishings and floor coverings are for illustrative purposes only, are not shown to scale nor included in the stated price (unless expressly included). The columns shown may vary in diameter throughout the Building. All areas are provided in accordance with the Method of Measurement for Residential Property provided by the Property Council of Australia. The plans were completed prior to the completion of final design, engineering and construction of the Building, therefore design, engineering, dimensions, fittings, finishes and specifications are subject to change without notice in accordance with the provisions of the Contract of Sale.



WEST ELEVATION

DRAFT NOTE: ALL LAYOUTS SUBJECT TO STRUCTURAL / SERVICES REQUIREMENTS

DWG NO	DWG TITLE	REVISION	DATE
MK S2-2001	S2 - WEST MKT ELEVATION	1	23.03.2018


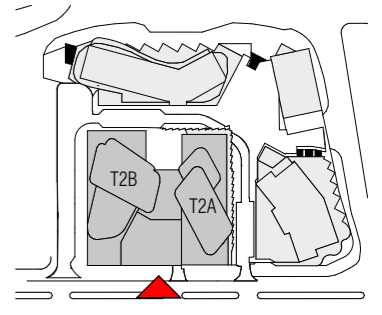
BIM Server: Bilmserv9 - BIM Server 20/15065 Section 200 Canberra/15065 Gener#BIM#DATE: 23.03.2018



FENDER KATSALIDIS ARCHITECTS

GEOCON
BUILDING CANBERRA

Whilst we endeavour to ensure the contents of these plans are correct at the time of printing, the information they contain is to be used as a guide only. Furnishings and floor coverings are for illustrative purposes only, are not shown to scale nor included in the stated price (unless expressly included). The columns shown may vary in diameter throughout the Building. All areas are provided in accordance with the Method of Measurement for Residential Property provided by the Property Council of Australia. The plans were completed prior to the completion of final design, engineering and construction of the Building, therefore design, engineering, dimensions, fittings, finishes and specifications are subject to change without notice in accordance with the provisions of the Contract of Sale.



SOUTH ELEVATION

DRAFT NOTE: ALL LAYOUTS SUBJECT TO STRUCTURAL / SERVICES REQUIREMENTS

DWG NO	DWG TITLE	REVISION	DATE
MK S2-2002	S2 - SOUTH MKT ELEVATION	1	nil


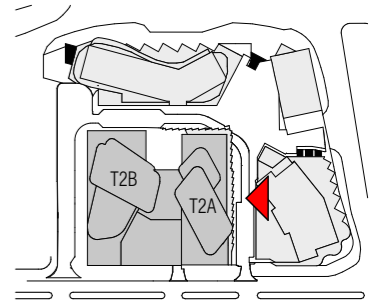
BIM Server: Bilmserv9 - BIM Server 20/15065 Section 200 Canberra/15065 Gener#15065 DATE: 23.03.2018



FENDER KATSALIDIS ARCHITECTS

GEOCON
BUILDING CANBERRA

Whilst we endeavour to ensure the contents of these plans are correct at the time of printing, the information they contain is to be used as a guide only. Furnishings and floor coverings are for illustrative purposes only, are not shown to scale nor included in the stated price (unless expressly included). The columns shown may vary in diameter throughout the Building. All areas are provided in accordance with the Method of Measurement for Residential Property provided by the Property Council of Australia. The plans were completed prior to the completion of final design, engineering and construction of the Building, therefore design, engineering, dimensions, fittings, finishes and specifications are subject to change without notice in accordance with the provisions of the Contract of Sale.



EAST ELEVATION

DRAFT NOTE: ALL LAYOUTS SUBJECT TO STRUCTURAL / SERVICES REQUIREMENTS

DWG NO	DWG TITLE	REVISION	DATE
MK S2-2003	S2 - EAST MKT ELEVATION	-	nil

BIM Server: Bilmserv9 - BIM Server 20/15065 Section 200 Canberra/15065 Gener#15065 DATE: 23.03.2018



FENDER KATSALIDIS ARCHITECTS

GEOCON
BUILDING CANBERRA

Whilst we endeavour to ensure the contents of these plans are correct at the time of printing, the information they contain is to be used as a guide only. Furnishings and floor coverings are for illustrative purposes only, are not shown to scale nor included in the stated price (unless expressly included). The columns shown may vary in diameter throughout the Building. All areas are provided in accordance with the Method of Measurement for Residential Property provided by the Property Council of Australia. The plans were completed prior to the completion of final design, engineering and construction of the Building, therefore design, engineering, dimensions, fittings, finishes and specifications are subject to change without notice in accordance with the provisions of the Contract of Sale.

INCLUSIONS LIST

INCLUSIONS LIST

GENERAL

FACADE	To architect's detailed design with feature wall cladding, glazed and precast balustrades, paint finish and painted steel trims and louvres, glazed and graphic screening.
COMMON AREA – INTERNAL CORRIDORS	Carpet floor finish with feature lighting to ceilings.
ENTRY LOBBIES – Ground	Voice access system controlling entry by residents and visitors. Finishes will include feature tiles and LED lighting.
LIFTS	Two central lift cores, with lifts servicing all individual floor lobbies and the car parking and basement in the building. Lift finishes to architect's detailed design.
BALUSTRADES	Designs including painted concrete edge, glazed balustrades or as per elevations.
ACOUSTIC	Acoustic separation will be provided in accordance with the National Construction Code (NCC) and the ACT Noise Management Guidelines.
CAR PARKING	For all basement car parking, restricted access control is provided via entry door with fob key for strike reader.
ENERGY EFFICIENCY RATING	All apartments will have a minimum Energy Efficiency Rating (NATHERS) of 5.0 stars.
CEILING FINISH – APARTMENTS	Suspended plasterboard with paint finish.
FLOORS	Reinforced concrete suspended slab.
DOORS	Flat panel apartment entry and internal doors will be generally 2040mm high. Apartment entry door with a minimum width of 920mm.
WALLS – FINISHES	Internal – plasterboard with paint finish.
WINDOWS/SLIDING DOORS	Double Glazed aluminium framed powder coated windows and door systems with fly screens.
BALCONY	Tiles or pavers on balcony floors, off form concrete finish to soffit. 1 x light (ceiling or wall mounted).
MATV	Outlets for free to air TV channels and pre-wired for pay TV. Pay TV system may require additional installation work to suit specific service provider's requirements. Purchasers will be required to enter into individual contracts with the relevant service providers.
TELEPHONE/DATA	The building will have either Transact, Telstra or NBN communications infrastructure subject to future detailed design.
FIRE SERVICES	Basements, common areas and apartments fitted with certified fire protection system as required by the NCC.
STORAGE	1 x lockable metal storage enclosure per apartment located in car park.
LETTER BOXES	1 x lockable letterbox per apartment located near building entry.
LANDSCAPING	Refer Landscape Intention Plan. Street level landscape areas including paths, plant boxes and verge plantings to meet the approval of TAMS, associated unity and service providers and Accessibility requirements.

GENERAL

WASTE/RECYCLING	Waste chutes located on each level. Collection point in the carpark with transfer to waste storage rooms to be managed by the Owner's Corporation.
MAINTENANCE	90 day maintenance period. Any 90 day defects found are to be reported solely through the use of an online portal.

ACCESS CONTROL

ACCESS CONTROL	Visitor access via audio intercom system.
CARPARKING ACCESS	Each apartment will be provided with 1 x fob or card per carpark which will control garage entries.

APARTMENT ENTRY

DOOR	Apartment entry door – fire rated access door to architect's detailed design.
ACCESS	Audio Intercom handset providing access control to lobbies. Location subject to detailed design of apartment layout.
LIGHTING	Recessed LED lighting.
FLOOR	Carpet as specified.

LIVING ROOM

POWER	2 x DGPOs.
TV	1 x Outlet for TV channels and pre-wired for Pay TV. Refer General MATV.
DATA	1 x Outlet for DATA and Telephone. Refer General TELEPHONE/DATA.
LIGHTING	Recessed LED lighting.
FLOOR	Carpet as specified.

INCLUSIONS LIST

DINING ROOM

POWER	1 x DGPO
LIGHTING	Recessed LED lighting
FLOOR	Carpet as specified.

KITCHEN/MEALS

BENCHTOP	20mm thick reconstituted stone top to achitectural specification. Refer per purchaser's colour selection.
JOINERY DOORS	Melamine finishes to achitectural specification. Refer per purchaser's colour selection.
JOINERY CARCASS	Melamine - water resistant board.
JOINERY HANDLES, CUPBOARDS/ DRAWS	Handles, push doors and soft close drawers to achitectural specification. Refer per purchaser's colour selection.
SPLASHBACK	Mirrored glass to achitectural specification.
TAPWARE	Abey Gareth Ashton 3k2 - chrome finish or equivalent. WELS 4 star rating 6.5L/m
OVEN	Smeg 60cms oven with black glass.
RANGEHOOD	Front reticulating.
DISHWASHER	Smeg silver freestanding 60cm.
SINK	Abey CUA undermount. 1 bedroom - single bowl 2 bedroom - 1 & 1/2 bowl 3 bedroom - double bowl
LIGHTING	Recessed LED lighting.
POWER	1 x DGPO located above the bench on the splashback, 1 x DGPO for the refrigerator. 1 x DGPO for the microwave. Power to appliances as required.
FLOOR	Carpet/tiles as specified.

INCLUSIONS LIST

MAIN BEDROOM

LIGHTING	Recessed LED lighting.
POWER	3 x DGPOs.
TV	1 x Outlet for Data, TV channels and pre-wired for Pay TV. Refer General MATV.
BUILT IN ROBE (Where shown on plan)	Wardrobe fitout to include melamine shelving, hanging rail, mirrored glass sliding doors to architectural specification.
WALK IN ROBE (Where shown on plan)	Wardrobe fitout to include melamine shelving and hanging rail.
FLOOR	Carpet as specified.

MAIN BEDROOM

ENSUITE

WALLS	Full height tiling on minimum of three walls - refer purchaser's colour selection.
LIGHTING	Down lighting as per architectural specification.
SHOWER MIXER	Gareth Ashton Lucia wall mixer in chrome.
SHOWER ROSE & RAIL	Gareth Ashton Lucia hand shower on rail in chrome WELS 4 Star Rating 8 L/m.
SHOWER SHELF	Gareth Ashton Lucia shower shelf in chrome
BASIN MIXER	Gareth Ashton Lucia wall basin set in chrome. WELS 4 Star Rating 7.5 L/m.
TOILET ROLL HOLDER	Gareth Ashton Lucia toilet roll holder in chrome.
TOWEL RAIL	Gareth Ashton Lucia towel rail in chrome.
TOILET SUITE	Bassini wall faced pan with soft close seat and concealed cistern.
VANITY	Custom vanity with polymarble or similar top and melamine joinery.
BATHROOM CABINET	Mirrored shaving cabinet doors and melamine shelves.
SHOWER SCREEN	Semi frameless shower screen, chrome finish with clear glass.
POWER	1 x DGPO located within shaving cabinet.

INCLUSIONS LIST

MAIN BEDROOM

ENSUITE

VENTILATION

In accordance with Australian Standards and BCA.

FLOOR

Tiles to architectural specification (refer purchasers colour selection).

BATH (where shown on plan)

Neko Mondo Freestanding Bath or equivalent.

BATH SPOUT & MIXER (where shown on plan)

Gareth Ashton Lucia wall set in chrome. WELS 4 Star Rating 7 L/m.

BEDROOM

LIGHTING

Recessed LED lighting.

POWER

2 x DGPOs.

BUILT IN ROBE (where shown on plan)

Wardrobe fitout to include melamine shelving, hanging rail, and mirrored glass sliding doors to architectural specification.

WALK IN ROBE (where shown on plan)

Wardrobe fitout to include melamine shelving and hanging rail.

FLOOR

Carpet as specified.

BATHROOM

WALLS

Full height tiling on minimum of three walls - refer purchaser's colour selection.

SHOWER MIXER

Gareth Ashton Lucia wall mixer in chrome.

SHOWER ROSE & RAIL

Gareth Ashton Lucia hand shower on rail in chrome WELS 4 Star Rating 8 L/m.

SHOWER SHELF

Gareth Ashton Lucia shower shelf in chrome.

SHOWER SCREEN

Semi frameless shower screen.

BATHROOM CABINET

Mirrored shaving cabinet doors and melamine shelves.

VANITY

Custom vanity with polymarble or similar top and melamine joinery.

BASIN MIXER

Gareth Ashton Lucia wall basin set in in chrome. WELS 4 Star Rating 7.5 L/m.

INCLUSIONS LIST

BATHROOM

TOWEL RAIL	Gareth Ashton Lucia double towel rail in in chrome.
TOILET SUITE	Bassini wall faced pan with soft close seat and concealed cistern.
TOILET ROLL HOLDER	Gareth Ashton Lucia toilet roll holder in in chrome.
LIGHTING	Recessed LED lighting.
POWER	1 x DGPO located within shaving cabinet.
VENTILATION	In accordance with Australian Standards and BCA.
FLOOR	Refer purchaser's selections.
BATH (where shown on plan)	Neko Mondo Freestanding Bath or equivalent.
BATH SPOUT & MIXER (where shown on plan)	Gareth Ashton Lucia wall set in in chrome. WELS 4 Star Rating 7 L/m.

STUDY (WHERE SHOWN ON PLAN)

LIGHTING	Recessed LED lighting.
POWER	2 x DGPO.
TELEPHONE/DATA	1 x telephone/data point. Refer General TELEPHONE/DATA.
FLOOR	Carpet.

MEDIA (WHERE SHOWN ON PLAN)

POWER	2 x DGPO.
TV	Outlets for Data, TV channels and pre-wired for Pay TV.
LIGHTING	Recessed LED lighting.
FLOOR	Carpet.

INCLUSIONS LIST

LAUNDRY

JOINERY SHELVES	Melamine – water resistant board.
SPLASHBACK	White tile splash back.
WALLS	Plaster board/paint finish/skirting tile.
SINK	NEKO Ami 30L Mini Tub & Cabinet
DRYER	Fisher & Paykel Vented Dryer
WASHER DRYER COMBO (Where shown on plan as EURO LDY only)	Fisher & Paykel 7.5kg Washer/4kg Dryer
LAUNDRY SINK TAPWARE	Abey Mixmaster Chrome. WELS 4 Star Rating 7.5 L/m.
HOT + COLD WASHING MACHINE COCKS	Concealed in laundry cabinet.
POWER	1 x DGPO.
VENTILATION	In accordance with Australian Standards and BCA.
FLOOR	Tiles.

COMMUNICATIONS AND DATA SERVICES

CABLED BROADBAND	Within each apartment Cat 5 cabling to enable broadband access subject to owners subscribing to an ISP. The building will have either Transact, Telstra or NBN communications infrastructure subject to future detailed design.
------------------	---

MECHANICAL SERVICES

APARTMENT AIR CONDITIONING	Reverse Cycle Split Systems sized to unit area. 1 bedroom apartment – 1 wall unit to the living room. 2 bedroom apartments – 1 wall unit living area and 1 to the main bedroom.
BATHROOM, ENSUITE, LAUNDRY VENTILATION	Ducted and associated extraction fans provided to Building Code of Australia and Australian Standards.

PURCHASER SELECTIONS

NATURAL MATERIALS	Purchasers are advised that the finishes proposed for use in the apartments include natural materials such as timber and reconstituted stone products. Natural materials may display characteristics which may vary from the samples shown on the display colour boards due to the intrinsic nature of such naturally occurring materials.
LIGHT, GPO'S, BATHROOM ACCESSORIES	Light fittings, GPO's, access control system, TV/cable outlets, telecommunication outlets and bathroom accessories are subject detailed architectural design. Minor variations in location and quantities of these items may occur following detailed architectural design.
PRODUCT SUBSTITUTION	The seller reserves the right to substitute any specified inclusions with that of a similar quality.

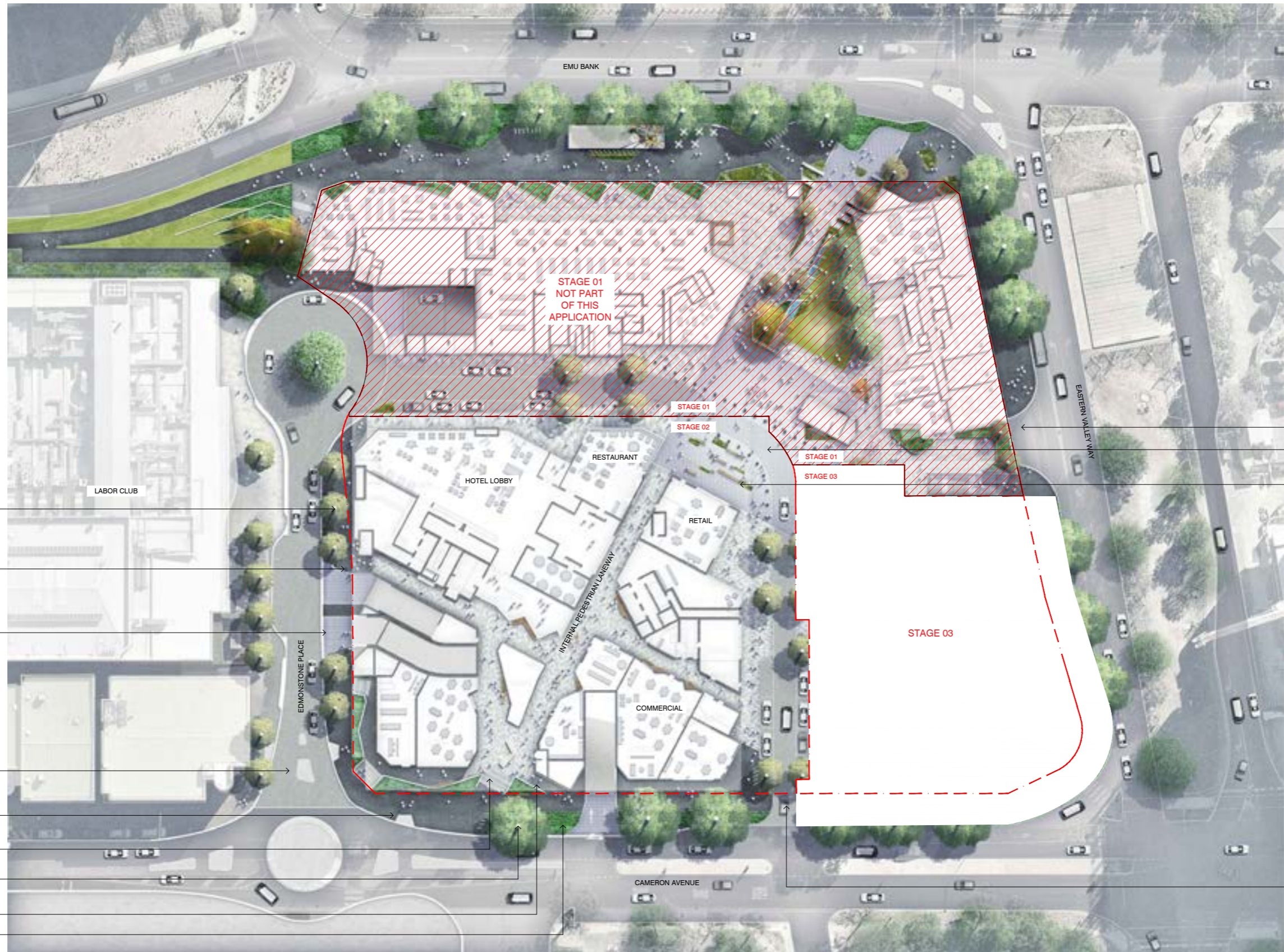
CAR PARKING AND STORAGE

CAR PARKING	All apartments, refer to carpark plan.
STORAGE	All apartments, refer to carpark plan.

SHARED AMENITIES

BIKE HUB	Access to bike maintenance space within the Republic precinct with access to maintenance facilities and accessible bathroom with a shower, toilet and changing facilities, storage facilities.
CAR WASH	Double carpark bay with access to cleaning facilities.
WINE CELLAR (Access for 3 bedroom unit types only)	Individual secure wine locker with room for approximately 50 standard bottles of wine.
CINEMA	Private space with 1 projector and screen and seating space, booked through body corporate.
SHARED WORK ZONE	Shared space with office facilities.
OUTDOOR POOL	Resort style pool with seating.
WELLNESS CENTRE	Spa, sauna, yoga space and gym.
KIDS SPACE	Shared space with access for kids entertainment facilities and recreation.
CHEFS KITCHEN	Private dining room with a quality kitchen.
RESIDENTS MARQUEE	Outdoor space with separated areas with outdoor kitchen, outdoor dining
SKY PARK	Outdoor space with barbecues and seating.

LANDSCAPE PLAN




- TP-01: *Pyrus calleryana* STREET TREE IN PAVING WITH TREE GRATE
- BL-01: CUSTOM PRE-CAST CONCRETE BOLLARDS
- PV-02: CONCRETE SETT PAVING TO CARPARK DRIVEWAY CROSSOVER
- PV-05: ASPHALT ROADWAY TO CIVIL ENGINEER'S DETAILS
- PV-01: INSITU CONCRETE FOOTPATH W/ 3% BLACK OXIDE, SAW CUTS AND LIGHT GRIT BLAST FINISH
- STAIR ACCESS TO BUILDING LOBBY
- TP-02: PROPOSED *Platanus.sp* TREE PLANTING IN NATIVE MASS PLANTED VERGE
- RAMP ACCESS TO BUILDING LOBBY
- MP-02: LOW NATIVE MASS PLANTING TO ROADWAY EDGE

- UNDERGROUND CARPARK SERVICE ENTRY
- PV-02: CENTRAL PLAZA SHARED ZONE WITH CONCRETE SETT PAVING
- LOW PLANTING AND SEATING TO BUILDING UNDERCROFT
- LEFT TURN IN ENTRY FROM CAMERON AVENUE

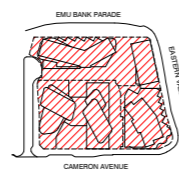
NOTES

THESE DRAWINGS ARE TO BE READ IN CONJUNCTION WITH ALL LANDSCAPE SCHEDULES AND TECHNICAL SPECIFICATION AND OTHER CONSULTANTS DRAWINGS. CHECK AND VERIFY ALL DIMENSIONS AND SITE CONDITIONS PRIOR TO THE COMMENCEMENT OF ANY WORK. DO NOT SCALE DRAWINGS - REFER TO FIGURED DIMENSIONS ONLY. INFORM OCULUS OF ANY DISCREPANCIES FOR CLARIFICATION BEFORE PROCEEDING. UNLESS NOTED OTHERWISE THIS DRAWING IS NOT FOR CONSTRUCTION.



- NOTES:**
1. REFER L-002 FOR MATERIAL INFORMATION
 2. REFER L-003 FOR PLANT SPECIES INFORMATION

KEY PLAN



ISSUE	DATE	AMENDMENT	DRN	APPRD
P1	01.09.17	ISSUE FOR DA	ST	RJ
P2	13.09.17	REVISED DA	ST	RJ
P3	21.02.18	REVISED DA	RH	RJ

OCULUS

level 1 / 5 Wilson Street, p.o. box 307, Newtown, NSW 2042
 p 02.9557.5533 australia@oculus.info
 SYDNEY MELBOURNE WASHINGTON

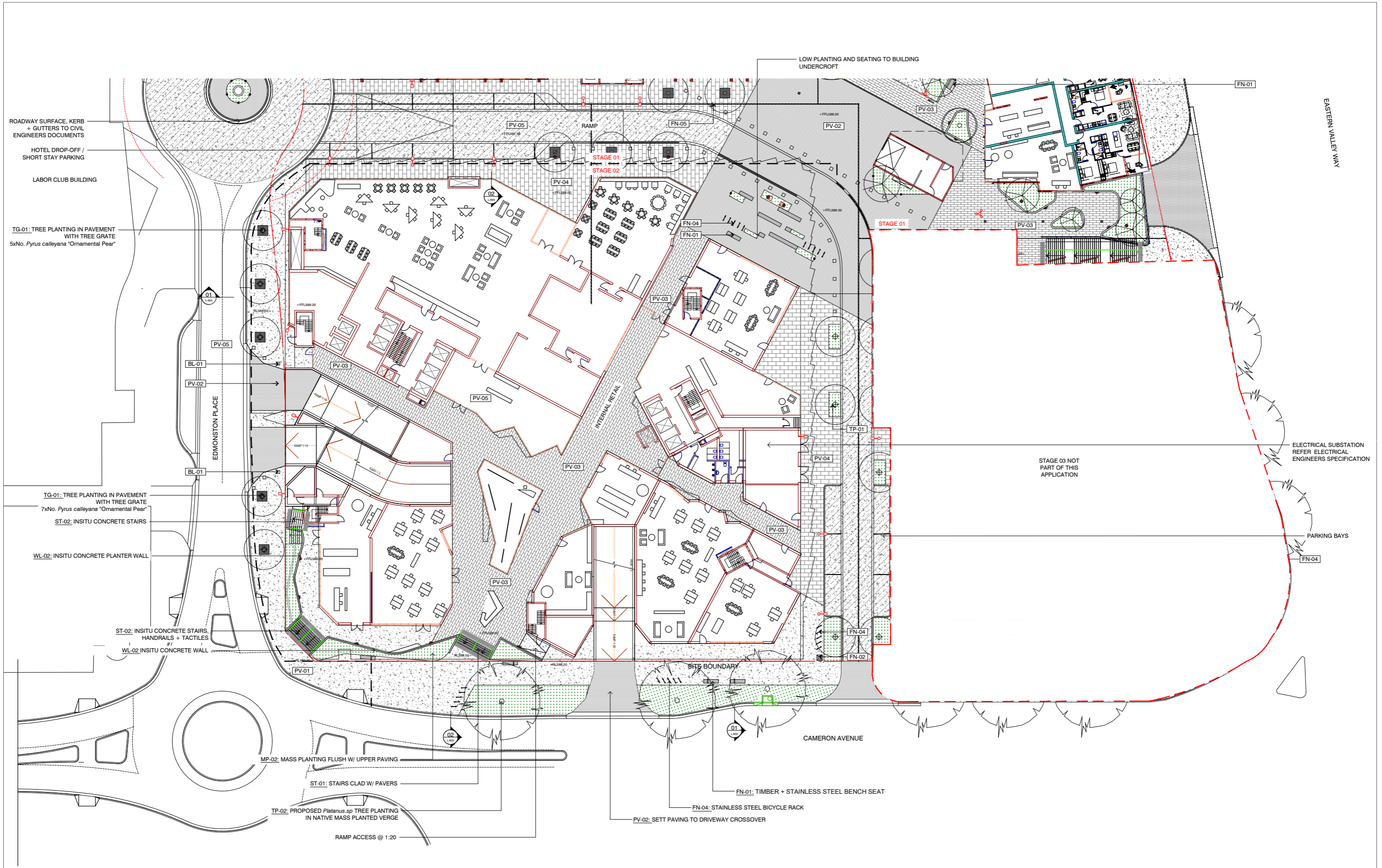
PROJECT
REPUBLIC BLOCK 2, SECTION 200, BELCONNEN. ACT
 CLIENT
GEOCON
 18/24 IRON KNOB ST, FYSHWICK. ACT. 2609
 ARCHITECT
FENDER KATSALIDIS
 2 RIVERSIDE QUAY, SOUTHBANK. VIC. 3006

STATUS
STAGE 02 DEVELOPMENT APPLICATION
 PRELIMINARY ONLY

DRAWING SCALE
 SCALE 1:750 @ A1

NORTH POINT

DRAWING	
SITE: SURFACE FINISHES AND MATERIALS	
PROJECT No S15-038	SHEET SIZE A1
DRAWING No L200	ISSUE 03



NOTES
 THESE DRAWINGS ARE TO BE READ IN CONJUNCTION WITH ALL LANDSCAPE SCHEDULES AND TECHNICAL SPECIFICATION AND OTHER CONSULTANTS DRAWINGS. CHECK AND VERIFY ALL DIMENSIONS AND SITE CONDITIONS PRIOR TO THE COMMENCEMENT OF ANY WORK. DO NOT SCALE DRAWINGS - REFER TO FIGURED DIMENSIONS ONLY. INFORM OCULUS OF ANY DISCREPANCIES FOR CLARIFICATION BEFORE PROCEEDING. UNLESS NOTED OTHERWISE THIS DRAWING IS NOT FOR CONSTRUCTION.

© OCULUS 2017 All rights reserved
 SERVICES SHOWN ON THIS DRAWING ARE APPROXIMATELY ONLY. THE EXACT LOCATION IS TO BE CONFIRMED ON SITE BY CONTRACTOR PRIOR TO COMMENCEMENT WORK.



ISSUE	DATE	AMENDMENT	DRN	APPRD
P1	01.09.17	ISSUE FOR DA	ST	RJ
P2	13.09.17	REVISED DA	ST	RJ
P3	21.02.18	REVISED DA	RH	RJ

OCULUS
 level 1 / 5 Wilson Street, p.o. box 307, Newtown, NSW 2042
 p 02.9557.5533 australio@oculus.info
 SYDNEY MELBOURNE WASHINGTON

PROJECT
REPUBLIC BLOCK 2, SECTION 200, BELCONNEN. ACT
 CLIENT
GEOCON
 18/24 IRON KNOB ST, Fyshwick. ACT. 2609
 ARCHITECT
FENDER KATSALIDIS
 2 RIVERSIDE QUAY, SOUTH BANK. VIC. 3006

STATUS
STAGE 02 DEVELOPMENT APPLICATION
 PRELIMINARY ONLY

DRAWING SCALE
 SCALE 1:250 @ A1
 2.5 0 2.5 5 12.5m

NORTH POINT

DRAWING
STG-02: SURFACE FINISHES AND MATERIALS

PROJECT No
S15-038

DRAWING No
L-201

SHEET SIZE
A1

ISSUE
03



LEVEL 7 EXTENSIVE GREEN ROOF

LEVEL 5 COMMUNAL ROOF GARDEN

LEVEL 23 COMMUNAL ROOF GARDEN

LEVEL 5 COMMUNAL ROOF GARDEN

EDMONSTONE PLACE

EMU BANK

EASTERN VALLEY WAY

CAMERON AVENUE

TOWER 1B

TOWER 2B

TOWER 2A

STAGE 01 NOT PART OF THIS APPLICATION

STAGE 01
STAGE 02

STAGE 01
STAGE 03

STAGE 03 NOT PART OF THIS APPLICATION

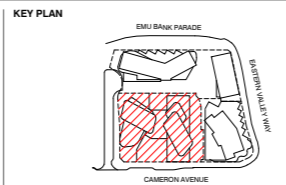
STAGE 02

NOTES
 THESE DRAWINGS ARE TO BE READ IN CONJUNCTION WITH ALL LANDSCAPE SCHEDULES AND TECHNICAL SPECIFICATION AND OTHER CONSULTANTS DRAWINGS. CHECK AND VERIFY ALL DIMENSIONS AND SITE CONDITIONS PRIOR TO THE COMMENCEMENT OF ANY WORK. DO NOT SCALE DRAWINGS - REFER TO FIGURED DIMENSIONS ONLY. INFORM OCULUS OF ANY DISCREPANCIES FOR CLARIFICATION BEFORE PROCEEDING. UNLESS NOTED OTHERWISE THIS DRAWING IS NOT FOR CONSTRUCTION.

© OCULUS 2017 All rights reserved

BEFORE YOU DIG
 www.1300.com.au

SERVICES SHOWN ON THIS DRAWING ARE APPROXIMATELY ONLY. THE EXACT LOCATION IS TO BE CONFIRMED ON SITE BY CONTRACTOR PRIOR TO COMMENCEMENT WORK.



ISSUE	DATE	AMENDMENT	DRN	APRVD
P1	01.09.17	ISSUE FOR DA	ST	RJ
P2	13.09.17	REVISED DA	ST	RJ
P3	21.02.18	REVISED DA	RH	RJ

OCULUS
 level 1 / 5 wilson street, p.o. box 307, newtown, nsw 2042
 p 02.9557.5533 australia@oculus.info
 SYDNEY MELBOURNE WASHINGTON

PROJECT
REPUBLIC BLOCK 2, SECTION 200. BELCONNEN. ACT

CLIENT
GEOCON
 18/24 IRON KNOB ST, FYSHWICK. ACT. 2609

ARCHITECT
FENDER KATSALIDIS
 2 RIVERSIDE QUAY, SOUTHBANK. VIC. 3006

STATUS
STAGE 02 DEVELOPMENT APPLICATION
 PRELIMINARY ONLY

DRAWING SCALE
 1:250 @ A1
 2.5 0 2.5 5 12.5m

NORTH POINT

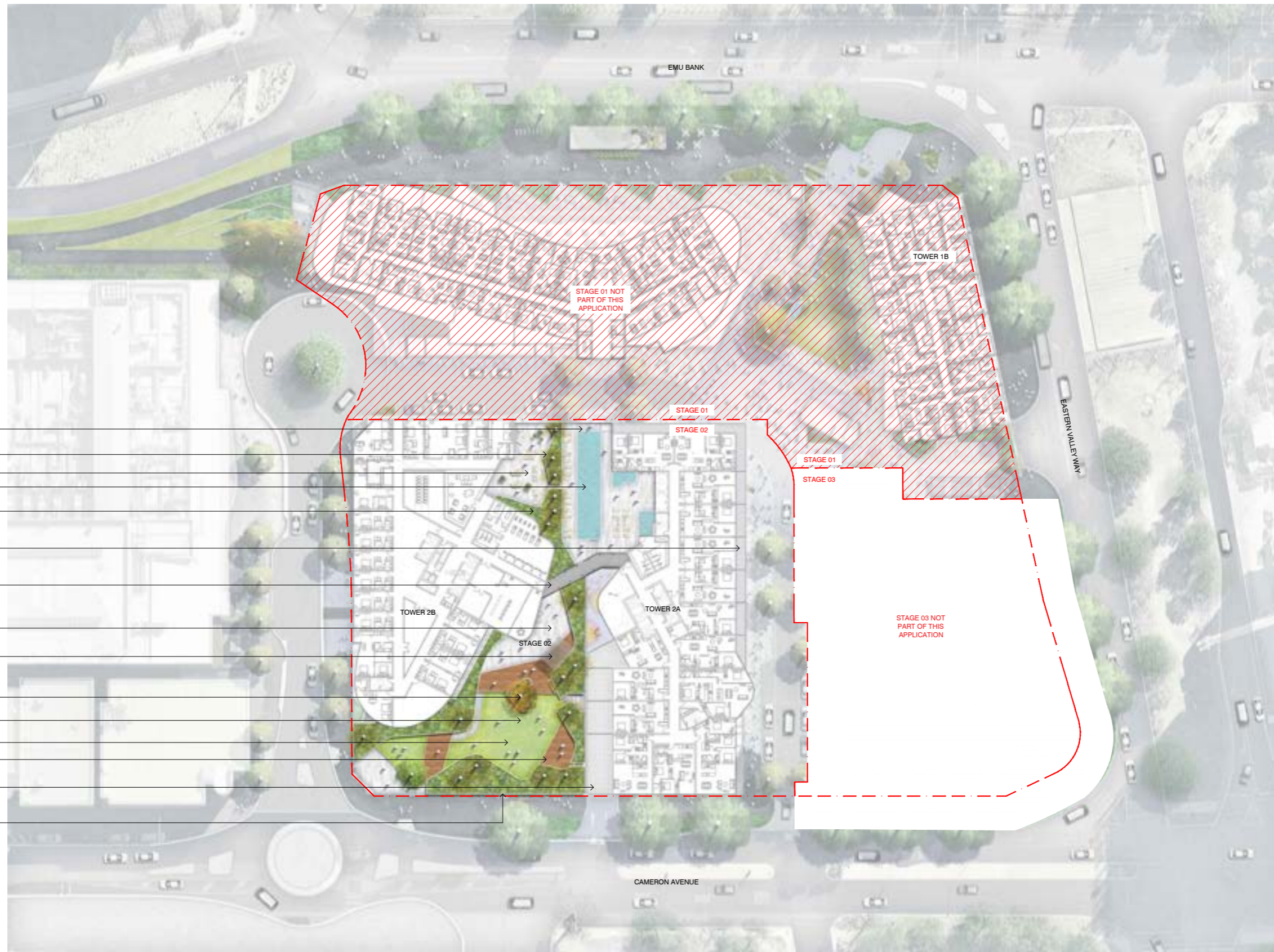
DRAWING
STG-02: ROOF GARDENS AND PRIVATE TERRACES

PROJECT N^o
S15-038

DRAWING N^o
L-202

SHEET SIZE
A1

ISSUE
03

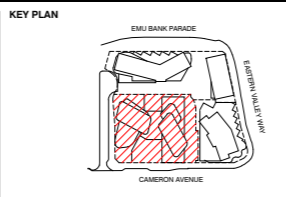


- RAMP
- LAWN AREA
- HIGH QUALITY UNIT PAVING
- COMMUNAL POOL AREA
- RAISED PLANTERS WITH MIN 600-800mm SOIL
- PRIVATE TERRACES
- COVERED BREEZEWAY LINK
- HIGH QUALITY UNIT PAVING
- BBQ WITH SHADE STRUCTURE
- RAISED TREE IN PLANTER
- COMMUNAL ROOF GARDEN
- LAWN AREA
- COMMUNAL OUTDOOR TERRACE WITH DECK
- PRIVATE TERRACES
- RAISED PLANTERS WITH MIN 600-800mm SOIL

NOTES
 THESE DRAWINGS ARE TO BE READ IN CONJUNCTION WITH ALL LANDSCAPE SCHEDULES AND TECHNICAL SPECIFICATION AND OTHER CONSULTANTS DRAWINGS. CHECK AND VERIFY ALL DIMENSIONS AND SITE CONDITIONS PRIOR TO THE COMMENCEMENT OF ANY WORK. DO NOT SCALE DRAWINGS - REFER TO FIGURED DIMENSIONS ONLY. INFORM OCULUS OF ANY DISCREPANCIES FOR CLARIFICATION BEFORE PROCEEDING. UNLESS NOTED OTHERWISE THIS DRAWING IS NOT FOR CONSTRUCTION.

© OCULUS 2017 All rights reserved

YOU DIG
 SERVICES SHOWN ON THIS DRAWING ARE APPROXIMATELY ONLY. THE EXACT LOCATION IS TO BE CONFIRMED ON SITE BY CONTRACTOR PRIOR TO COMMENCEMENT WORK.



ISSUE	DATE	AMENDMENT	DRN	APPRD
P1	01.09.17	ISSUE FOR DA	ST	RJ
P2	13.09.17	REVISED DA	ST	RJ
P3	21.02.18	REVISED DA	RH	RJ

OCULUS
 level 1 / 5 Wilson Street, p.o. box 307, Newtown, NSW 2042
 p 02.9557.5533 australia@oculus.info
 SYDNEY MELBOURNE WASHINGTON

PROJECT
REPUBLIC
 BLOCK 2, SECTION 200, BELCONNEN. ACT

CLIENT
GEOCON
 18/24 IRON KNOB ST, Fyshwick. ACT. 2609

ARCHITECT
FENDER KATSALIDIS
 2 RIVERSIDE QUAY, SOUTH BANK. VIC. 3006

STATUS
STAGE 02 DEVELOPMENT APPLICATION
 PRELIMINARY ONLY

DRAWING SCALE
 SCALE 1:250 @ A1
 2.5 0 2.5 5 12.5m

NORTH POINT

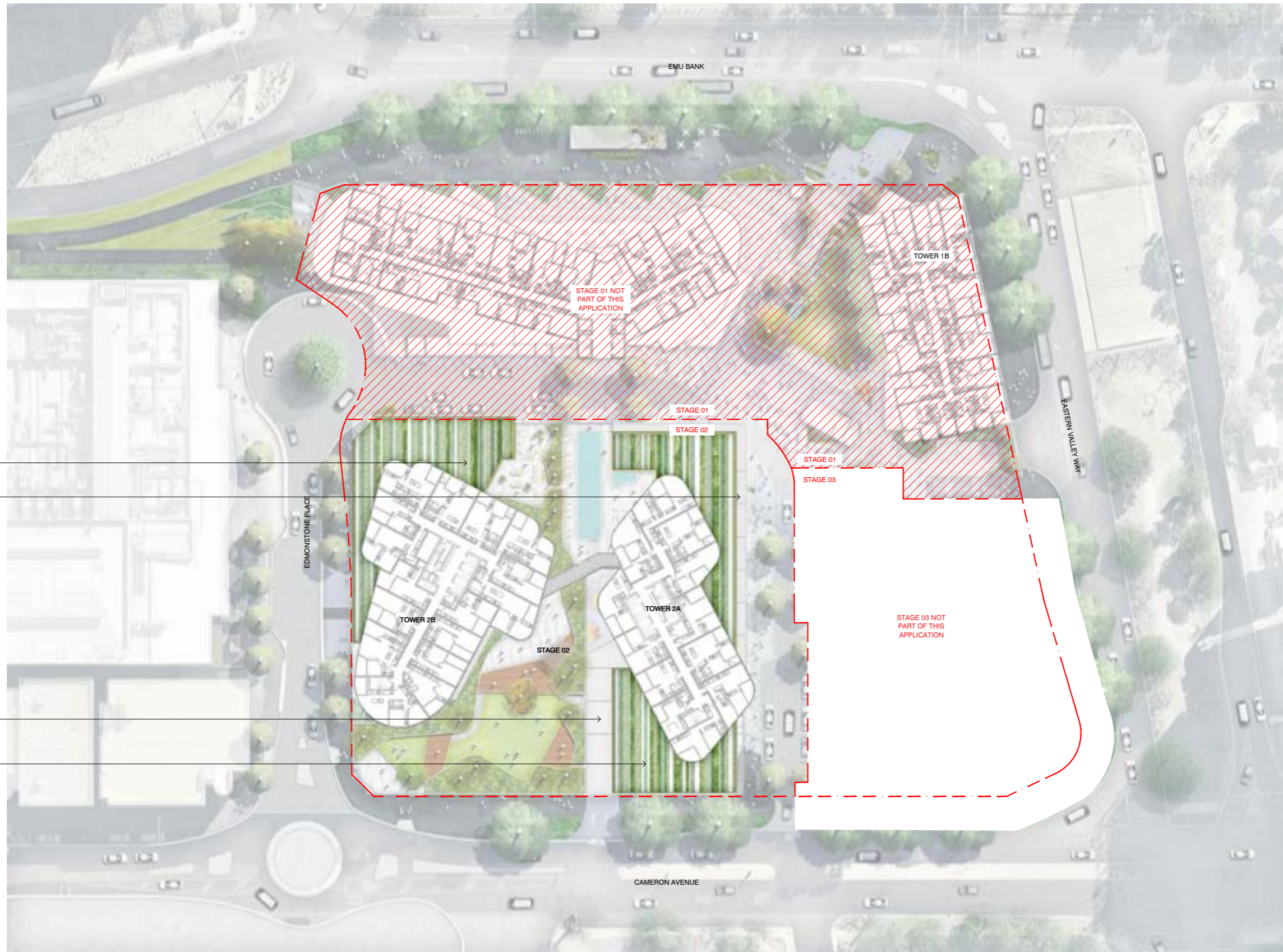
DRAWING
STG-02: LEVEL 5 ROOF GARDENS AND PRIVATE TERRACES

PROJECT N°
S15-038

DRAWING N°
L-203

SHEET SIZE
A1

ISSUE
03



PUBLICLY INACCESSIBLE
EXTENSIVE ROOF GARDEN

LEVEL 5 PRIVATE TERRACES

LEVEL 5 PRIVATE TERRACES

PUBLICLY INACCESSIBLE
EXTENSIVE ROOF GARDEN

EDMONSTONE PLACE

EMU BANK

EASTERN VALLEY WAY

CAMERON AVENUE

TOWER 1B

STAGE 01 NOT
PART OF THIS
APPLICATION

STAGE 01
STAGE 02

STAGE 01
STAGE 03

STAGE 03 NOT
PART OF THIS
APPLICATION

TOWER 2B

STAGE 02

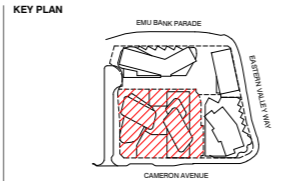
TOWER 2A

NOTES
THESE DRAWINGS ARE TO BE READ IN CONJUNCTION WITH ALL LANDSCAPE SCHEDULES AND TECHNICAL SPECIFICATION AND OTHER CONSULTANTS DRAWINGS. CHECK AND VERIFY ALL DIMENSIONS AND SITE CONDITIONS PRIOR TO THE COMMENCEMENT OF ANY WORK. DO NOT SCALE DRAWINGS - REFER TO FIGURED DIMENSIONS ONLY. INFORM OCULUS OF ANY DISCREPANCIES FOR CLARIFICATION BEFORE PROCEEDING. UNLESS NOTED OTHERWISE THIS DRAWING IS NOT FOR CONSTRUCTION.

© OCULUS 2017 All rights reserved

BEFORE YOU DIG
www.1300.com.au

SERVICES SHOWN ON THIS DRAWING ARE APPROXIMATELY ONLY. THE EXACT LOCATION IS TO BE CONFIRMED ON SITE BY CONTRACTOR PRIOR TO COMMENCEMENT WORK.



ISSUE	DATE	AMENDMENT	DRN	APRVD
P1	01.09.17	ISSUE FOR DA	ST	RJ
P2	13.09.17	REVISED DA	ST	RJ
P3	21.02.18	REVISED DA	RH	RJ

OCULUS
level 1 / 5 wilson street, p.o. box 307, newtown, nsw 2042
p 02.9557.5533 australia@oculus.info
SYDNEY MELBOURNE WASHINGTON

PROJECT
**REPUBLIC
BLOCK 2, SECTION 200. BELCONNEN. ACT**

CLIENT
**GEOCON
18/24 IRON KNOB ST, FYSHWICK. ACT. 2609**

ARCHITECT
**FENDER KATSALIDIS
2 RIVERSIDE QUAY, SOUTHBANK. VIC. 3006**

STATUS
**STAGE 02 DEVELOPMENT APPLICATION
PRELIMINARY ONLY**

DRAWING SCALE
SCALE 1:250 @ A1
2.5 0 2.5 5 12.5m

NORTH POINT

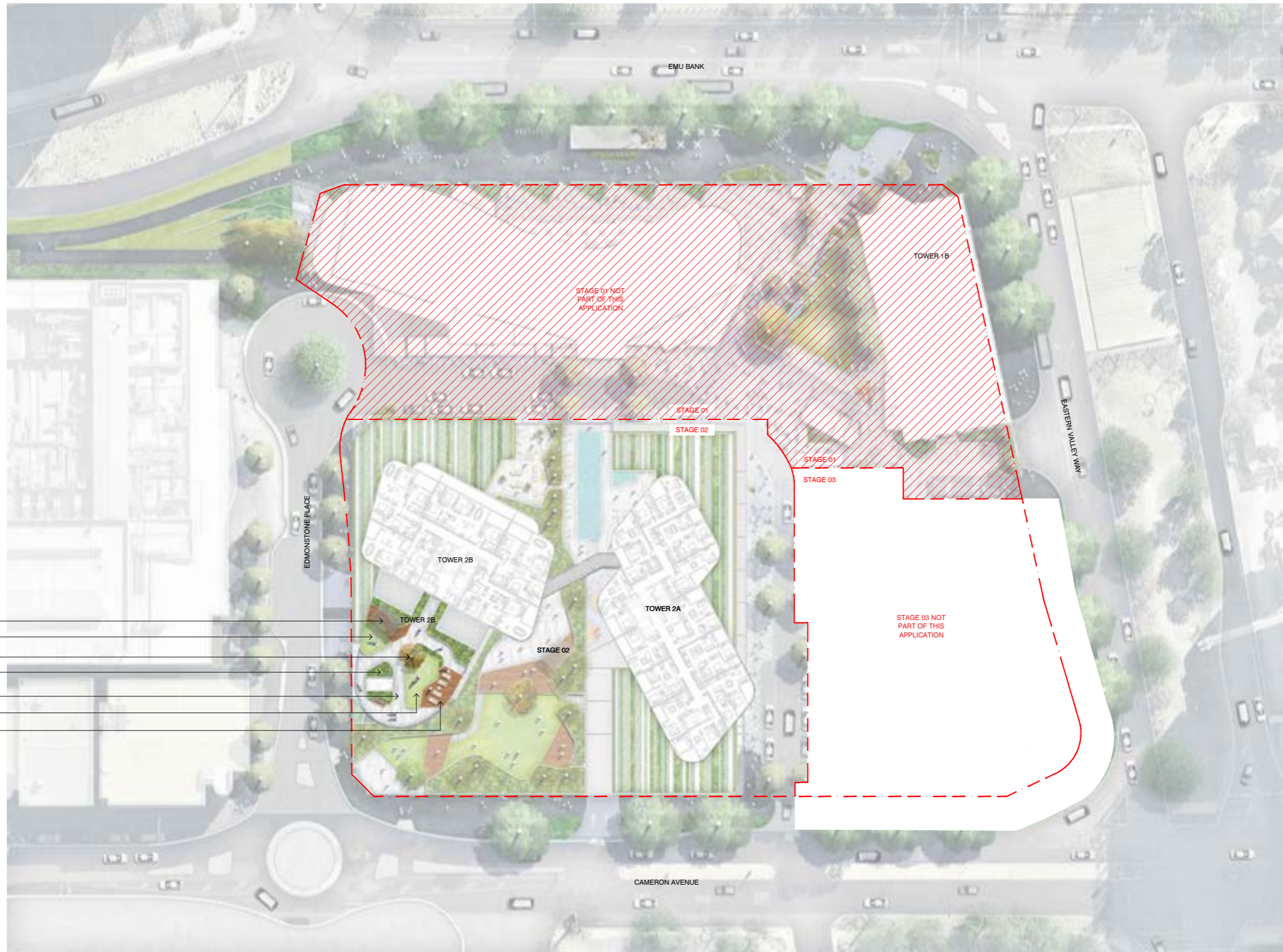
DRAWING
**STG-02/03: SURFACE FINISHES
AND MATERIALS**

PROJECT N^o
S15-038

DRAWING N^o
L-205

SHEET SIZE
A1

ISSUE
03



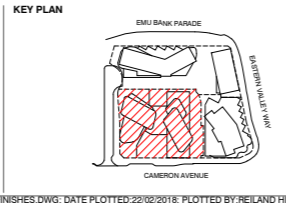
- SHADE STRUCTURE
- LAWN AREA
- RAISED TREE IN PLANTER
- RAISED PLANTERS WITH MIN 600-800mm SOIL
- COMMUNAL ROOF GARDEN
- LAWN AREA
- COMMUNITY OUTDOOR TERRACE WITH DECK

NOTES
 THESE DRAWINGS ARE TO BE READ IN CONJUNCTION WITH ALL LANDSCAPE SCHEDULES AND TECHNICAL SPECIFICATION AND OTHER CONSULTANTS DRAWINGS. CHECK AND VERIFY ALL DIMENSIONS AND SITE CONDITIONS PRIOR TO THE COMMENCEMENT OF ANY WORK. DO NOT SCALE DRAWINGS - REFER TO FIGURED DIMENSIONS ONLY. INFORM OCULUS OF ANY DISCREPANCIES FOR CLARIFICATION BEFORE PROCEEDING. UNLESS NOTED OTHERWISE THIS DRAWING IS NOT FOR CONSTRUCTION.

© OCULUS 2017 All rights reserved

BEFORE YOU DIG
 www.1300.com.au

SERVICES SHOWN ON THIS DRAWING ARE APPROXIMATELY ONLY. THE EXACT LOCATION IS TO BE CONFIRMED ON SITE BY CONTRACTOR PRIOR TO COMMENCEMENT WORK.



ISSUE	DATE	AMENDMENT	DRN	APRVD
P1	01.09.17	ISSUE FOR DA	ST	RJ
P2	13.09.17	REVISED DA	ST	RJ
P3	21.02.18	REVISED DA	RH	RJ

OCULUS
 level 1 / 5 Wilson Street, p.o. box 307, Newtown, NSW 2042
 p 02.9557.5533 australia@oculus.info
 SYDNEY MELBOURNE WASHINGTON

PROJECT
 REPUBLIC BLOCK 2, SECTION 200, BELCONNEN, ACT

CLIENT
 GEOCON
 18/24 IRON KNOB ST, Fyshwick, ACT. 2609

ARCHITECT
 FENDER KATSALIDIS
 2 RIVERSIDE QUAY, SOUTH BANK, VIC. 3006

STATUS
 STAGE 02 DEVELOPMENT APPLICATION
 PRELIMINARY ONLY

DRAWING SCALE
 SCALE 1:250 @ A1
 2.5 0 2.5 5 12.5m

NORTH POINT

DRAWING
 STG-02/03: SURFACE FINISHES AND MATERIALS

PROJECT N°
 S15-038

DRAWING N°
 L-206

SHEET SIZE
 A1

ISSUE
 03

HIGH SOCIETY

('High Society')

The information, images and plans representing the Development in this brochure are for illustration only and are subject to change. Please contact your agent for the most up to date plans before entering into any contract for sale. Illustrations and plans are the designer's impressions only and may not be an accurate representation of the development, or be to scale. Purchasers should rely on their own enquiries and information in their contract for sale before making any commitments. This brochure does not constitute an offer or contract

GEOCON