


Harvey Norman[®]

COMMERCIAL DIVISION



Product Proposal

Houston Property

Mount Hutton

Prepared by Andrew Madigan

- ◆ Architects
- ◆ Developers
- ◆ Designers
- ◆ Plumbers
- ◆ Builders



Date prepared: 17/9/2015



600mm Multi Function Oven

DE60PSC



Features:

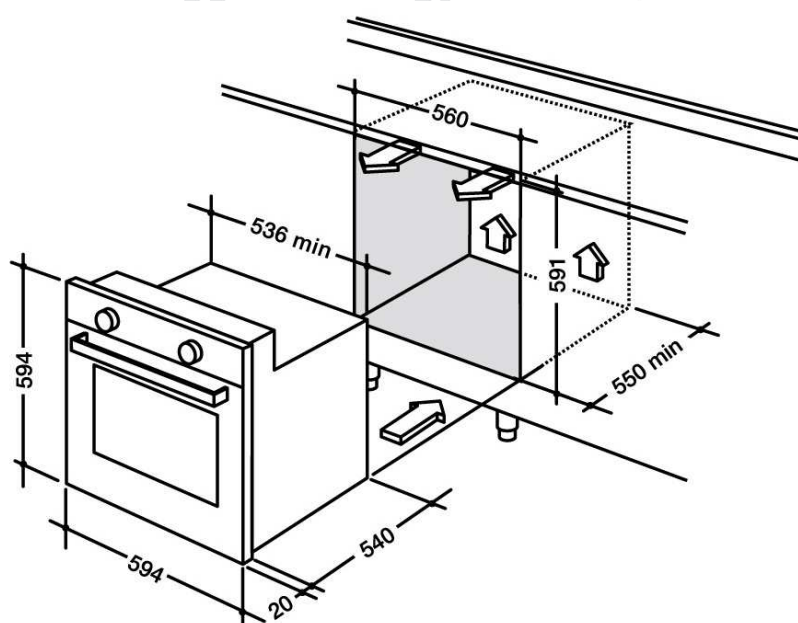
- 60L gross oven capacity
- Wide viewing double glazed door
- Five oven functions
- 5 functions

Finish: Stainless Steel

Dimensions: H594 x D550 x W594mm

Harvey Norman
COMMERCIAL DIVISION

Harvey Norman
COMMERCIAL DIVISION



NOTE: Images, specifications and dimensions correct at time of publishing. It is advised that these details be confirmed prior to construction as no liability will be taken by Harvey Norman Commercial for any changes in specifications.

www.harveynormancommercial.com.au

FOR MORE INFORMATION CONTACT YOUR
HARVEY NORMAN COMMERCIAL SALES REPRESENTATIVE

Harvey Norman
COMMERCIAL DIVISION



600mm Gas Cooktop

DEGH60ST



Features:

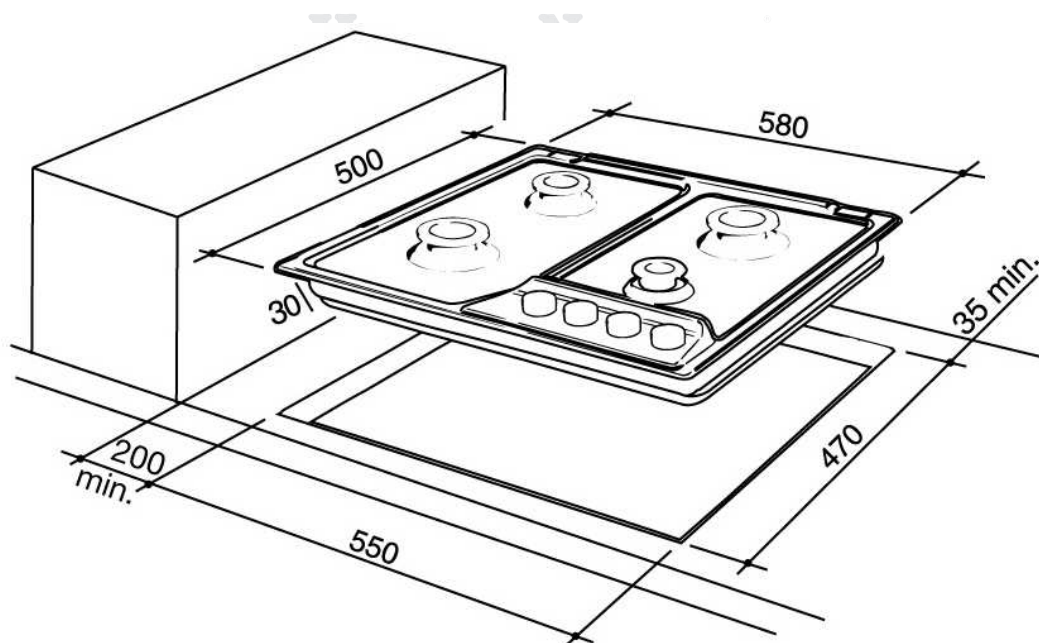
- 4 burners including a triple ring wok burner
- Enamelled steel trivets including wok and small pan trivets
- Easy to clean one piece press base
- Recessed cooktop to catch spills
- Automatic ignition

Finish: Stainless Steel

Dimensions: W580 x D500 x H30mm

Harvey Norman
COMMERCIAL DIVISION

Harvey Norman
COMMERCIAL DIVISION



NOTE: Images, specifications and dimensions correct at time of publishing. It is advised that these details be confirmed prior to construction as no liability will be taken by Harvey Norman Commercial for any changes in specifications.

www.harveynormancommercial.com.au

FOR MORE INFORMATION CONTACT YOUR
HARVEY NORMAN COMMERCIAL SALES REPRESENTATIVE

Harvey Norman
COMMERCIAL DIVISION



600mm Slideout Rangehood

TA60SS



Features:

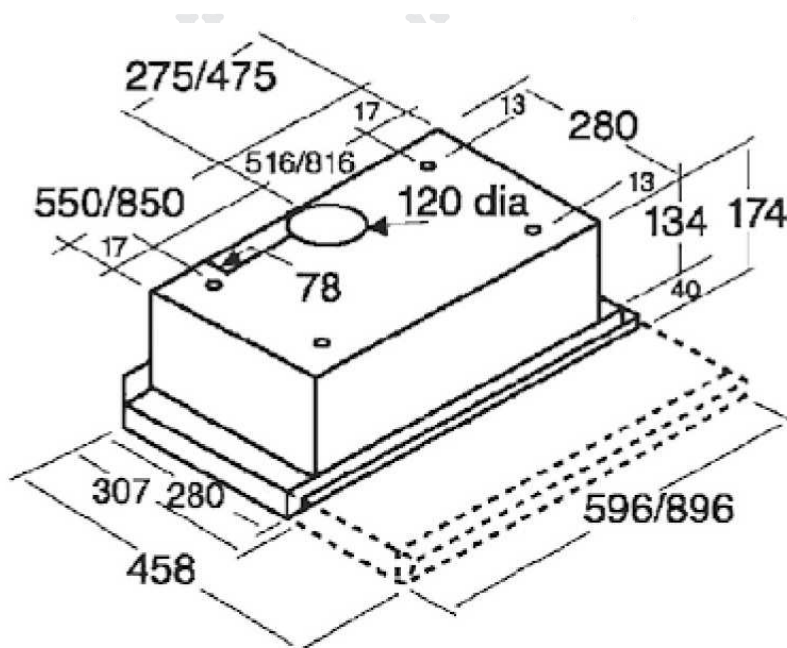
- Easy grab flat front sliding rail
- Three speeds
- Suitable for re-circulating or fully ducted
- Dishwasher proof aluminium filters
- Air movement up to 380m³/h

Finish: Stainless Steel

Dimensions: W596 x D280 x H174mm

Harvey Norman
COMMERCIAL DIVISION

Harvey Norman
COMMERCIAL DIVISION



NOTE: Images, specifications and dimensions correct at time of publishing. It is advised that these details be confirmed prior to construction as no liability will be taken by Harvey Norman Commercial for any changes in specifications.

www.harveynormancommercial.com.au

FOR MORE INFORMATION CONTACT YOUR
HARVEY NORMAN COMMERCIAL SALES REPRESENTATIVE

Harvey Norman
COMMERCIAL DIVISION



600mm Freestanding Dishwasher

DEDW60S



Features:

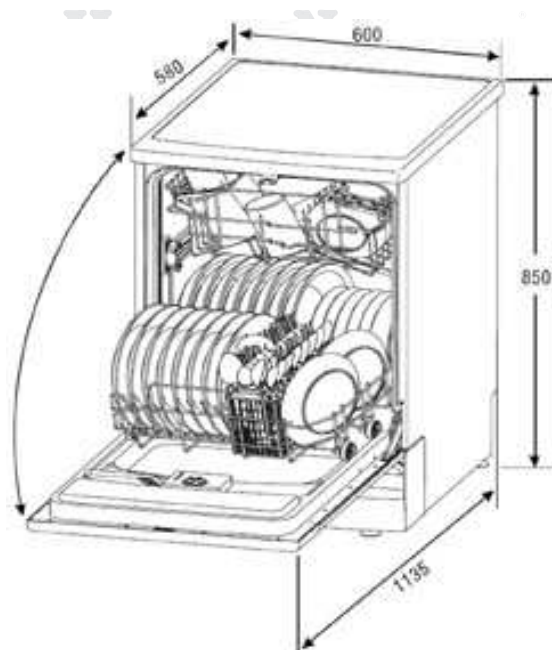
- 7 wash programs
- Triple stage filtration
- Half load option
- Aqua safe connection
- 24 hour delayed start
- 12 place settings
- Decibel rating 49dB(A)
- 13L/wash

Finish: Stainless Steel

Dimensions: W600 x D580 x H850mm

Harvey Norman
COMMERCIAL DIVISION

Harvey Norman
COMMERCIAL DIVISION



NOTE: Images, specifications and dimensions correct at time of publishing. It is advised that these details be confirmed prior to construction as no liability will be taken by Harvey Norman Commercial for any changes in specifications.

www.harveynormancommercial.com.au

FOR MORE INFORMATION CONTACT YOUR
HARVEY NORMAN COMMERCIAL SALES REPRESENTATIVE

Harvey Norman
COMMERCIAL DIVISION

CLARK®

Prism 670mm 1½ Bowl Universal Sink

PPR15B



Features:

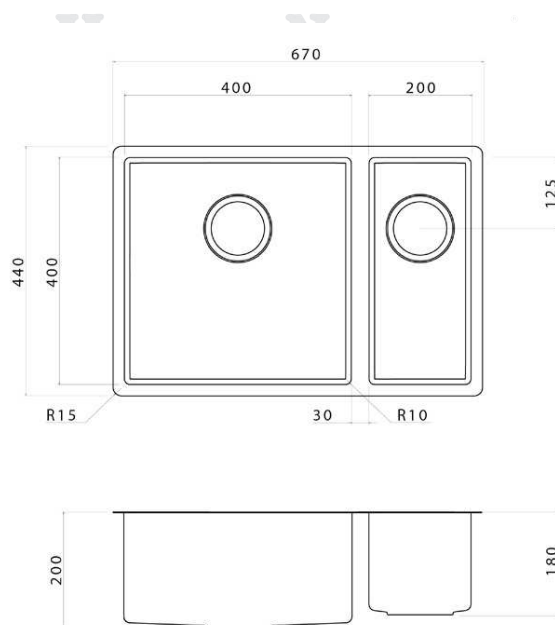
- No taphole
- Includes basket waste
- 304 grade stainless steel
- Cutout template provided
- Bowl volume large 31L, small 14L

Finish: Stainless Steel

Dimensions: W670 x D440 x H200mm

Harvey Norman
COMMERCIAL DIVISION

Harvey Norman
COMMERCIAL DIVISION



NOTE: Images, specifications and dimensions correct at time of publishing. It is advised that these details be confirmed prior to construction as no liability will be taken by Harvey Norman Commercial for any changes in specifications.

www.harveynormancommercial.com.au

FOR MORE INFORMATION CONTACT YOUR
HARVEY NORMAN COMMERCIAL SALES REPRESENTATIVE

Harvey Norman
COMMERCIAL DIVISION



Ivy Sink Mixer

YV730CHR



Features:

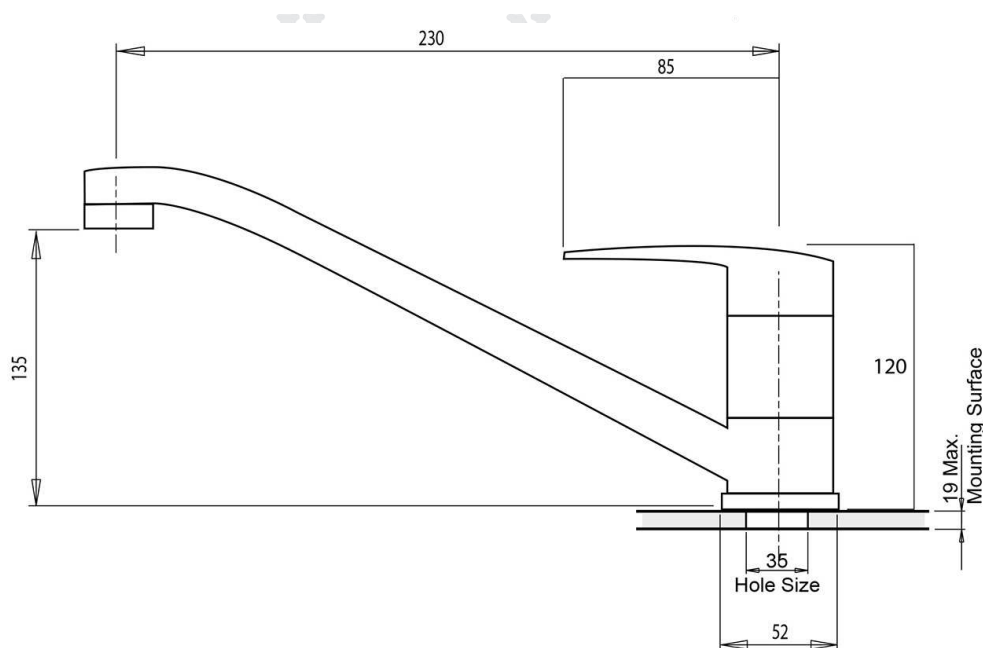
- 7.5L/min
- Ceramic disc cartridge
- Water saving technology
- Smooth modern design

Finish: Chrome Plated

Dimensions: W52 x D230 x H120mm

Harvey Norman
COMMERCIAL DIVISION

Harvey Norman
COMMERCIAL DIVISION



NOTE: Images, specifications and dimensions correct at time of publishing. It is advised that these details be confirmed prior to construction as no liability will be taken by Harvey Norman Commercial for any changes in specifications.

www.harveynormancommercial.com.au

FOR MORE INFORMATION CONTACT YOUR
HARVEY NORMAN COMMERCIAL SALES REPRESENTATIVE

Harvey Norman
COMMERCIAL DIVISION



Ivy Towel Ring

YV893CHR



Features:

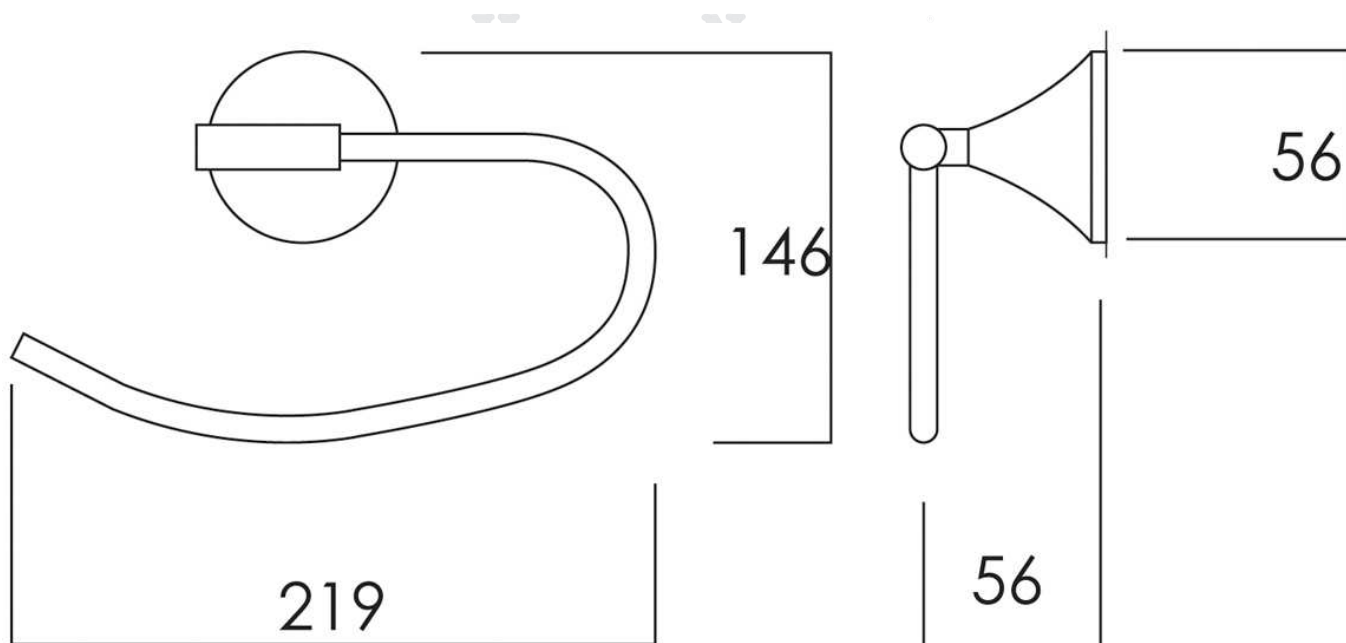
- Angled design
- Matches perfectly with Ivy tapware range

Finish: Chrome Plated

Dimensions: W219 x D56 x H146mm

Harvey Norman
COMMERCIAL DIVISION

Harvey Norman
COMMERCIAL DIVISION



NOTE: Images, specifications and dimensions correct at time of publishing. It is advised that these details be confirmed prior to construction as no liability will be taken by Harvey Norman Commercial for any changes in specifications.

www.harveynormancommercial.com.au

FOR MORE INFORMATION CONTACT YOUR
HARVEY NORMAN COMMERCIAL SALES REPRESENTATIVE

Harvey Norman
COMMERCIAL DIVISION



Ivy Toilet Roll Holder

YV892CHR



Features:

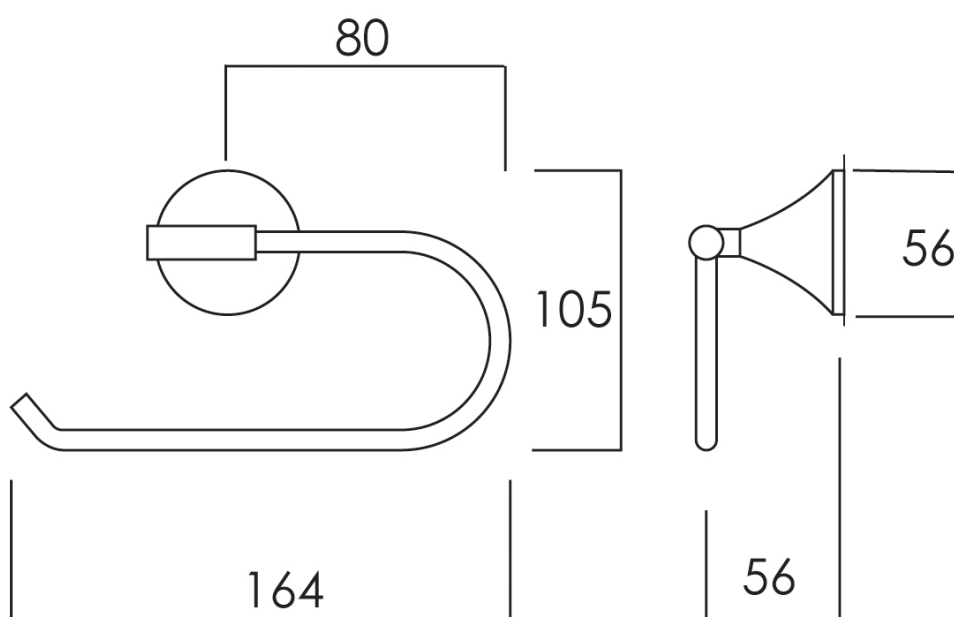
- Angled design
- Matches perfectly with Ivy tapware range

Finish: Chrome Plated

Dimensions: W164 x D56 x H105mm

Harvey Norman
COMMERCIAL DIVISION

Harvey Norman
COMMERCIAL DIVISION



NOTE: Images, specifications and dimensions correct at time of publishing. It is advised that these details be confirmed prior to construction as no liability will be taken by Harvey Norman Commercial for any changes in specifications.

www.harveynormancommercial.com.au

FOR MORE INFORMATION CONTACT YOUR
HARVEY NORMAN COMMERCIAL SALES REPRESENTATIVE

Harvey Norman
COMMERCIAL DIVISION



Ivy 900mm Double Towel Rail

YV812CHR



Features:

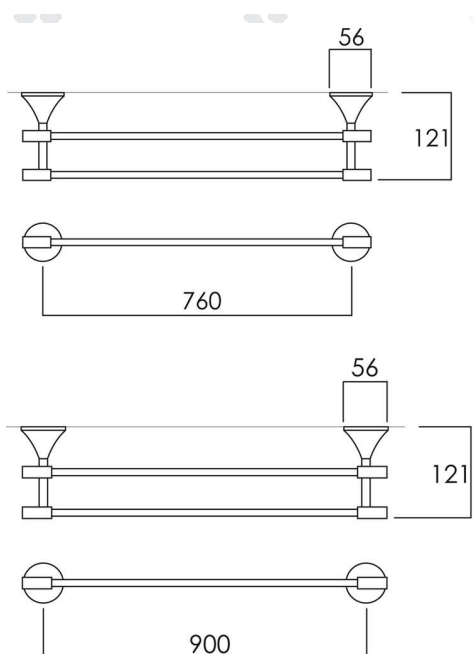
- Angled design
- Matches perfectly with Ivy tapware range

Finish: Chrome Plated

Dimensions: W900 x D121 x H56mm

Harvey Norman
COMMERCIAL DIVISION

Harvey Norman
COMMERCIAL DIVISION



NOTE: Images, specifications and dimensions correct at time of publishing. It is advised that these details be confirmed prior to construction as no liability will be taken by Harvey Norman Commercial for any changes in specifications.

www.harveynormancommercial.com.au

FOR MORE INFORMATION CONTACT YOUR
HARVEY NORMAN COMMERCIAL SALES REPRESENTATIVE

Harvey Norman
COMMERCIAL DIVISION



Ivy 900mm Single Towel Rail

YV803CHR



Features:

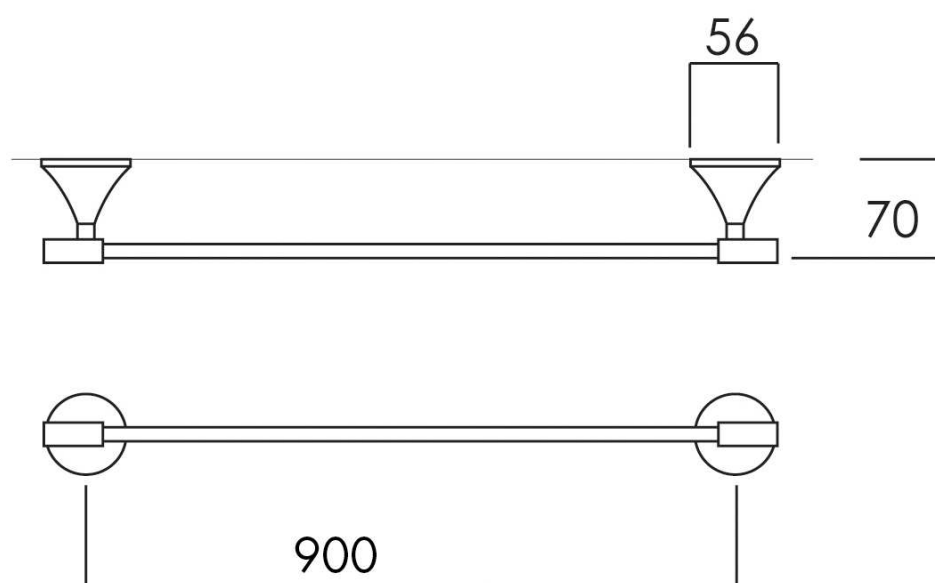
- Angled design
- Matches perfectly with Ivy tapware range

Finish: Chrome Plated

Dimensions: W900 x D70 x H56mm

Harvey Norman
COMMERCIAL DIVISION

Harvey Norman
COMMERCIAL DIVISION



NOTE: Images, specifications and dimensions correct at time of publishing. It is advised that these details be confirmed prior to construction as no liability will be taken by Harvey Norman Commercial for any changes in specifications.

www.harveynormancommercial.com.au

FOR MORE INFORMATION CONTACT YOUR
HARVEY NORMAN COMMERCIAL SALES REPRESENTATIVE

Harvey Norman
COMMERCIAL DIVISION



Ivy Glass Shower Shelf

YV896CHR



Features:

- Angled design
- Matches perfectly with Ivy tapware range

Finish: Chrome Plated

Harvey Norman
COMMERCIAL DIVISION

Harvey Norman
COMMERCIAL DIVISION



NOTE: Images, specifications and dimensions correct at time of publishing. It is advised that these details be confirmed prior to construction as no liability will be taken by Harvey Norman Commercial for any changes in specifications.

www.harveynormancommercial.com.au

FOR MORE INFORMATION CONTACT YOUR
HARVEY NORMAN COMMERCIAL SALES REPRESENTATIVE

Harvey Norman
COMMERCIAL DIVISION



Ivy Bath Set

610CHR



Features:

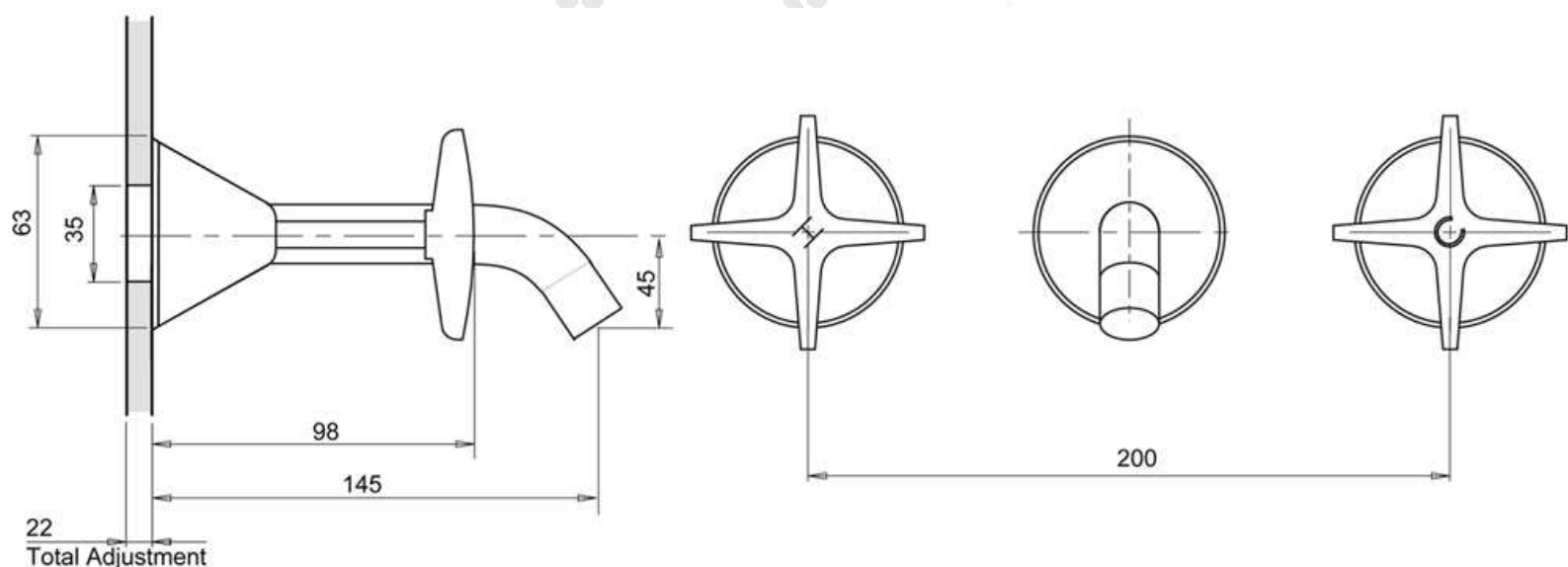
- Jumper valve spindle
- Chrome plated brass
- Classic cross handle design

Finish: Chrome Plated

Dimensions: W63 x D145 x H63mm

Harvey Norman
COMMERCIAL DIVISION

Harvey Norman
COMMERCIAL DIVISION



NOTE: Images, specifications and dimensions correct at time of publishing. It is advised that these details be confirmed prior to construction as no liability will be taken by Harvey Norman Commercial for any changes in specifications.

www.harveynormancommercial.com.au

FOR MORE INFORMATION CONTACT YOUR
HARVEY NORMAN COMMERCIAL SALES REPRESENTATIVE

Harvey Norman
COMMERCIAL DIVISION



Matilda 1510mm Rectangular Bath

MT1510BW



Features:

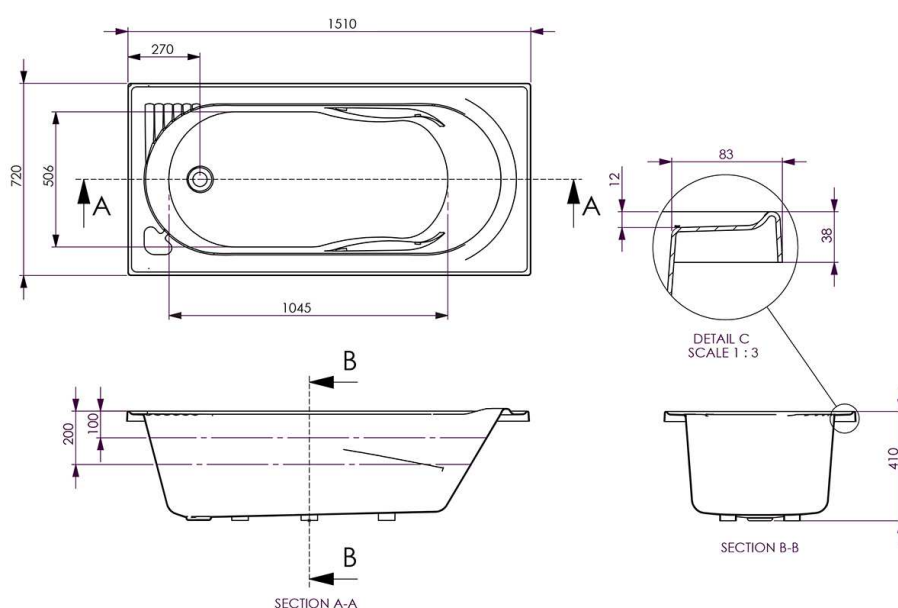
- Basic bath
- Easy to transport and install
- Plug and waste required
- No shower pattern
- Acrylic material

Finish: White

Dimensions: W1510 x D720 x H410mm

Harvey Norman
COMMERCIAL DIVISION

Harvey Norman
COMMERCIAL DIVISION



NOTE: Images, specifications and dimensions correct at time of publishing. It is advised that these details be confirmed prior to construction as no liability will be taken by Harvey Norman Commercial for any changes in specifications.

www.harveynormancommercial.com.au

FOR MORE INFORMATION CONTACT YOUR
HARVEY NORMAN COMMERCIAL SALES REPRESENTATIVE

Harvey Norman
COMMERCIAL DIVISION



Ivy Slim Basin Mixer

YS771CHR



Features:

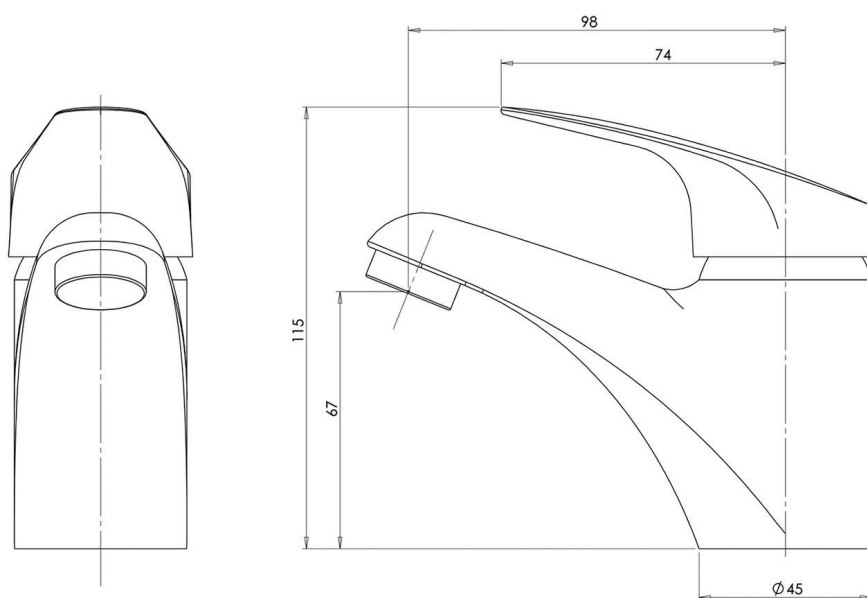
- Ceramic disc cartridge
- Water saving technology
- Slimline handle
- 7.5L/min

Finish: Chrome Plated

Dimensions: W45 x D120.5 x H115mm

Harvey Norman
COMMERCIAL DIVISION

Harvey Norman
COMMERCIAL DIVISION



NOTE: Images, specifications and dimensions correct at time of publishing. It is advised that these details be confirmed prior to construction as no liability will be taken by Harvey Norman Commercial for any changes in specifications.

www.harveynormancommercial.com.au

FOR MORE INFORMATION CONTACT YOUR
HARVEY NORMAN COMMERCIAL SALES REPRESENTATIVE

Harvey Norman
COMMERCIAL DIVISION



Ivy Slim Shower/Bath Mixer

YS780CHR



Harvey Norman
COMMERCIAL DIVISION

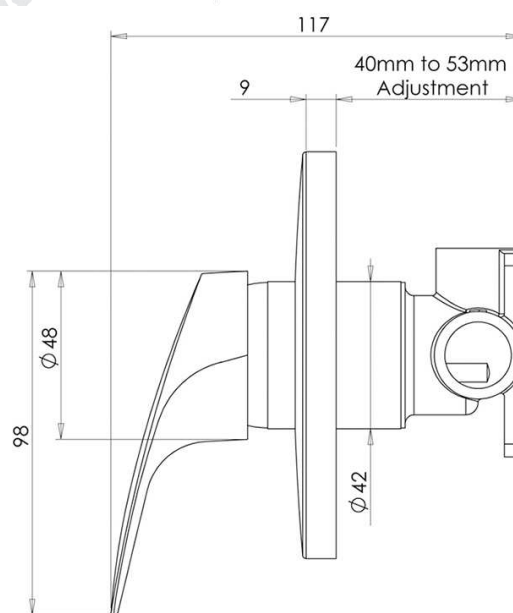
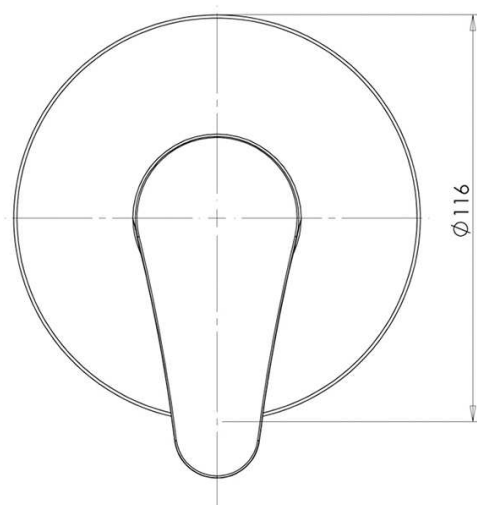
Features:

- Ceramic disc cartridge
- Slimline handle

Finish: Chrome Plated

Dimensions: W116 x H116mm

Harvey Norman
COMMERCIAL DIVISION



NOTE: Images, specifications and dimensions correct at time of publishing. It is advised that these details be confirmed prior to construction as no liability will be taken by Harvey Norman Commercial for any changes in specifications.

www.harveynormancommercial.com.au

FOR MORE INFORMATION CONTACT YOUR
HARVEY NORMAN COMMERCIAL SALES REPRESENTATIVE

Harvey Norman
COMMERCIAL DIVISION



Lexi Single Shower on Rail

LE680CHR



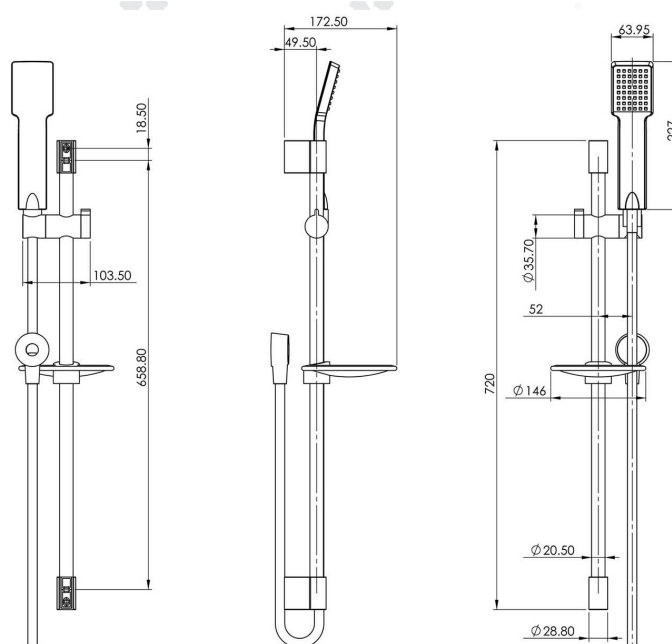
Features:

- Water saving technology
- Distinctive linear profile
- 7.5L/min
- 720mm rail with single function spray

Finish: Chrome Plated

Harvey Norman
COMMERCIAL DIVISION

Harvey Norman
COMMERCIAL DIVISION



NOTE: Images, specifications and dimensions correct at time of publishing. It is advised that these details be confirmed prior to construction as no liability will be taken by Harvey Norman Commercial for any changes in specifications.

www.harveynormancommercial.com.au

FOR MORE INFORMATION CONTACT YOUR
HARVEY NORMAN COMMERCIAL SALES REPRESENTATIVE

Harvey Norman
COMMERCIAL DIVISION



Virtue Close Coupled Toilet Suite

75500.



Features:

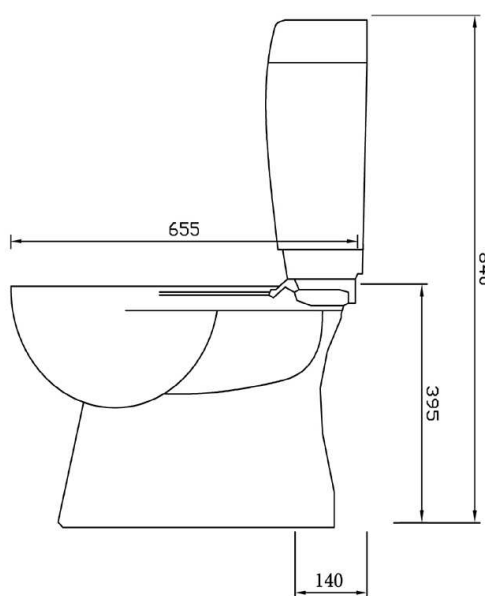
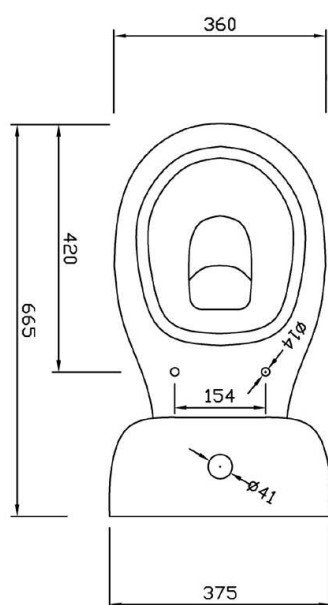
- Bottom inlet
- Includes soft-close seat
- 4.5/3L
- S-trap, 140mm set out

Finish: White

Dimensions: W375 x D665 x H840mm

Harvey Norman
COMMERCIAL DIVISION

Harvey Norman
COMMERCIAL DIVISION



NOTE: Images, specifications and dimensions correct at time of publishing. It is advised that these details be confirmed prior to construction as no liability will be taken by Harvey Norman Commercial for any changes in specifications.

www.harveynormancommercial.com.au

FOR MORE INFORMATION CONTACT YOUR
HARVEY NORMAN COMMERCIAL SALES REPRESENTATIVE

Harvey Norman
COMMERCIAL DIVISION



Project 45SS 45 Litre Standard Laundry Tub & Cabinet

71189



Features:

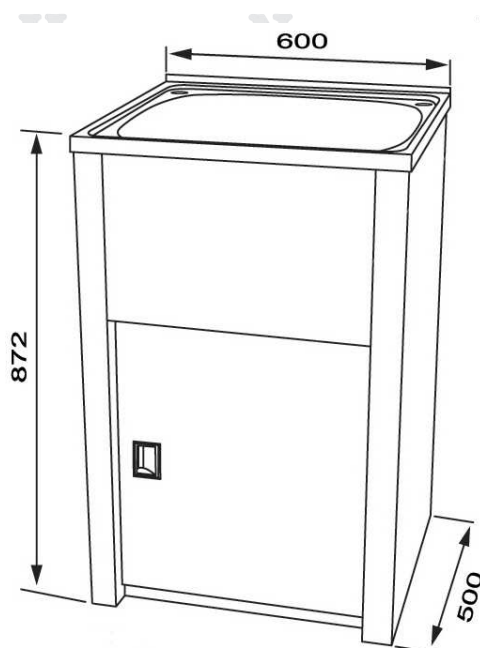
- White galvanised steel cabinet with floor
- Single by-pass assembly with stainless steel waste
- Allows for left or right hand door opening applications
- Features 50mm waste

Finish: White

Dimensions: W600 x D500 x H872mm

Harvey Norman
COMMERCIAL DIVISION

Harvey Norman
COMMERCIAL DIVISION



NOTE: Images, specifications and dimensions correct at time of publishing. It is advised that these details be confirmed prior to construction as no liability will be taken by Harvey Norman Commercial for any changes in specifications.

www.harveynormancommercial.com.au

FOR MORE INFORMATION CONTACT YOUR
HARVEY NORMAN COMMERCIAL SALES REPRESENTATIVE

Harvey Norman
COMMERCIAL DIVISION



Millennium Washing Machine Tap With Non Return Valve

WMC14NRVCP



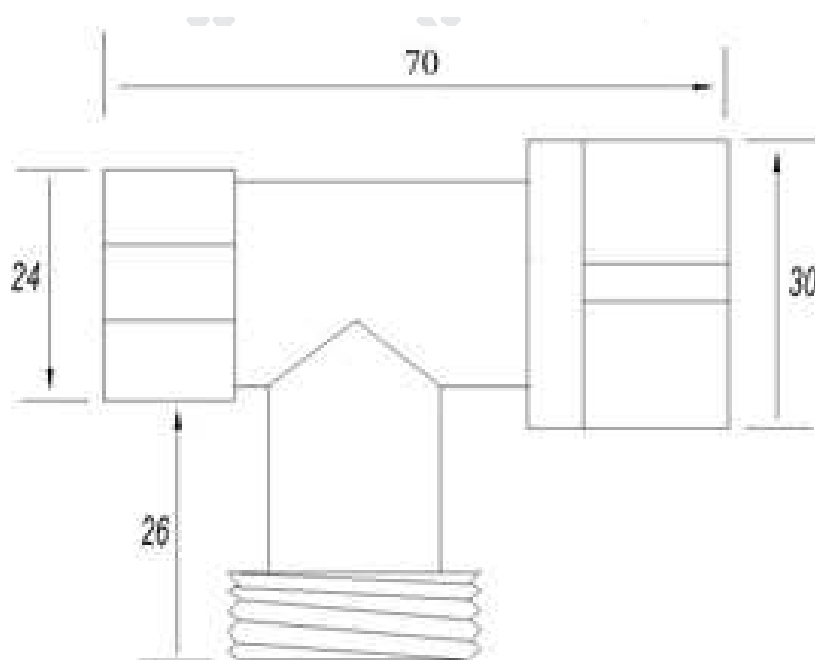
Features:

- Brass Construction

Finish: Polished Chrome

Harvey Norman
COMMERCIAL DIVISION

Harvey Norman
COMMERCIAL DIVISION



NOTE: Images, specifications and dimensions correct at time of publishing. It is advised that these details be confirmed prior to construction as no liability will be taken by Harvey Norman Commercial for any changes in specifications.

www.harveynormancommercial.com.au

FOR MORE INFORMATION CONTACT YOUR
HARVEY NORMAN COMMERCIAL SALES REPRESENTATIVE

Harvey Norman
COMMERCIAL DIVISION



Square Floor Waste Tile Insert

FD11XS90T



Features:

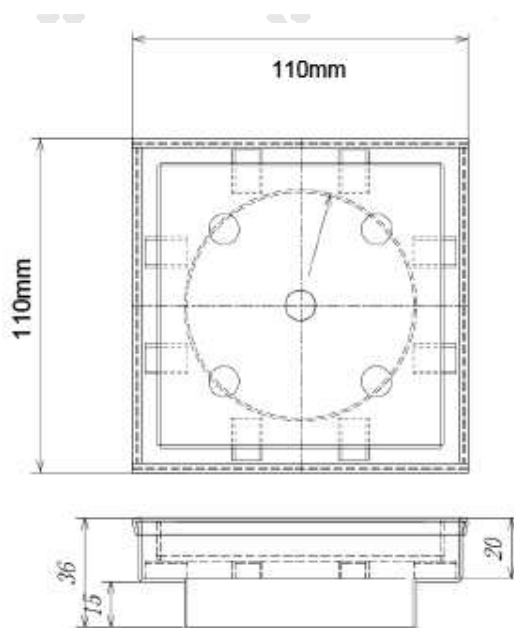
- Centre waste outlet only
- 90mm outlet
- 316 marine grade stainless steel
- Manufactured from high-quality maintenance-free materials
- Australian water mark approved certificate 23027

Finish: Stainless Steel

Dimensions: W110 x D110 x H36mm

Harvey Norman
COMMERCIAL DIVISION

Harvey Norman
COMMERCIAL DIVISION



NOTE: Images, specifications and dimensions correct at time of publishing. It is advised that these details be confirmed prior to construction as no liability will be taken by Harvey Norman Commercial for any changes in specifications.

www.harveynormancommercial.com.au

FOR MORE INFORMATION CONTACT YOUR
HARVEY NORMAN COMMERCIAL SALES REPRESENTATIVE

Harvey Norman
COMMERCIAL DIVISION



Slick 900mm Wall Hung Vanity

SLICVAN9L841L



Features:

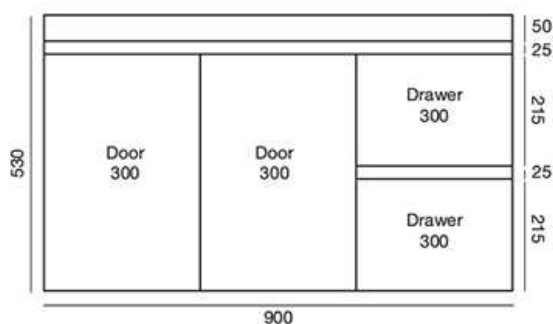
- 1 taphole
- 2 soft closing doors
- 2 left hand standard closing drawers
- Finger pull handles on doors/drawers
- Easy-care polymarble top with integrated basin
- Requires 40mm plug and waste without overflow

Dimensions: W900 x D460 x H530mm

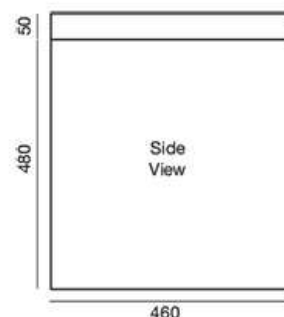
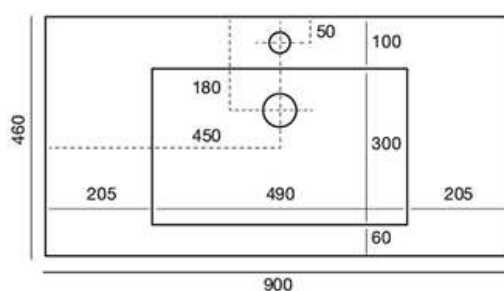
Harvey Norman
COMMERCIAL DIVISION

Harvey Norman
COMMERCIAL DIVISION

900MM*



900MM



NOTE: Images, specifications and dimensions correct at time of publishing. It is advised that these details be confirmed prior to construction as no liability will be taken by Harvey Norman Commercial for any changes in specifications.

www.harveynormancommercial.com.au

FOR MORE INFORMATION CONTACT YOUR
HARVEY NORMAN COMMERCIAL SALES REPRESENTATIVE

Harvey Norman
COMMERCIAL DIVISION



InstaKnight 26Ltr/Min Gas Continuous Flow Water Heater (50°C) NG

KGC26BNB



Features:

- Suits 1–3 bathroom homes and 2–7 person homes
- Fully frost protected
- Natural Gas 50°C
- This system is ideal for installation in any area of Australia inc. alpine areas
- BASIX: 6 Star gas instantaneous (this heater is ineligible for STC's)

Finish: White

Dimensions: H520 x W350 x D215mm

Harvey Norman
COMMERCIAL DIVISION

Harvey Norman
COMMERCIAL DIVISION

Harvey Norman
COMMERCIAL DIVISION

NO SPECIFICATION IMAGE AVAILABLE

NOTE: Images, specifications and dimensions correct at time of publishing. It is advised that these details be confirmed prior to construction as no liability will be taken by Harvey Norman Commercial for any changes in specifications.

www.harveynormancommercial.com.au

FOR MORE INFORMATION CONTACT YOUR
HARVEY NORMAN COMMERCIAL SALES REPRESENTATIVE

Harvey Norman
COMMERCIAL DIVISION



Instaknight 20Ltr/Min Gas Continuous Flow Water Heater (50°C) NG

KGC20BNA



Harvey Norman
COMMERCIAL DIVISION

Features:

- Suits 1–2 bathroom homes
- Suits 1–4 person homes
- BASIX: 6 star gas instantaneous (this heater is ineligible for STC's)
- This system is ideal for installation in any area of Australia including alpine areas
- Fully frost protected
- 50°C Natural Gas
- 20 Litres per min

Finish: White

Dimensions: W350 x D170 x H520mm

Harvey Norman
COMMERCIAL DIVISION

Harvey Norman
COMMERCIAL DIVISION

NO SPECIFICATION IMAGE AVAILABLE

NOTE: Images, specifications and dimensions correct at time of publishing. It is advised that these details be confirmed prior to construction as no liability will be taken by Harvey Norman Commercial for any changes in specifications.

www.harveynormancommercial.com.au

FOR MORE INFORMATION CONTACT YOUR
HARVEY NORMAN COMMERCIAL SALES REPRESENTATIVE

Harvey Norman
COMMERCIAL DIVISION



5.2kW Reverse Cycle Split System Air Conditioner

SWB52E&SWB52C



Features:

- Full DC Inverter Technology
- Capacity: Cooling - 5.2kW, Heating - 5.5kW
- Energy Star Rating: Cooling - 1.5, Heating - 1.5
- Dimensions: Indoor Unit (SWB52E) - W990 x H315 x D218mm, Outdoor Unit (SWB52C) - W845 x H700 x D320mm
- Remote control
- Faster Heating and Cooling with Turbo Mode
- HEPA-BIO filter

Finish: Grey

Harvey Norman
COMMERCIAL DIVISION

Harvey Norman
COMMERCIAL DIVISION

Harvey Norman
COMMERCIAL DIVISION

NO SPECIFICATION IMAGE AVAILABLE

NOTE: Images, specifications and dimensions correct at time of publishing. It is advised that these details be confirmed prior to construction as no liability will be taken by Harvey Norman Commercial for any changes in specifications.

www.harveynormancommercial.com.au

FOR MORE INFORMATION CONTACT YOUR
HARVEY NORMAN COMMERCIAL SALES REPRESENTATIVE

Harvey Norman
COMMERCIAL DIVISION